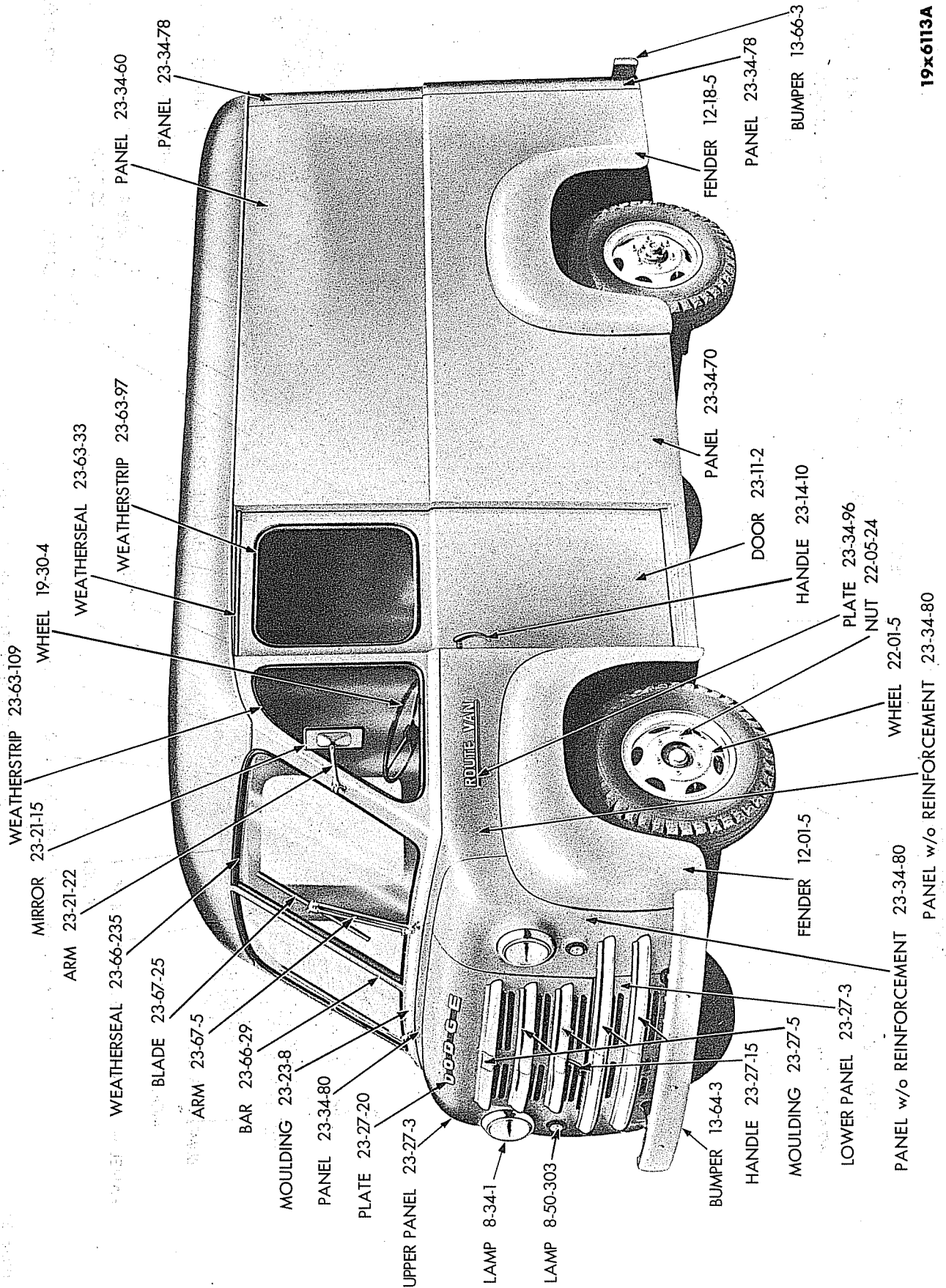


GROUP 23 - BODY



WEATHERSTRIP 23-63-109

MIRROR 23-21-15

ARM 23-21-22

WEATHERSEAL 23-66-235

BLADE 23-67-25

ARM 23-67-5

BAR 23-66-29

MOULDING 23-23-8

PANEL 23-34-80

PLATE 23-27-20

UPPER PANEL 23-27-3

LAMP 8-34-1

LAMP 8-50-303

BUMPER 13-64-3

HANDLE 23-27-15

MOULDING 23-27-5

LOWER PANEL 23-27-3

PANEL w/o REINFORCEMENT 23-34-80

PANEL w/o REINFORCEMENT 23-34-80

WHEEL 22-01-5

WHEEL 19-30-4

WEATHERSEAL 23-63-33

WEATHERSTRIP 23-63-97

PANEL 23-34-60

PANEL 23-34-78

ROUTE VAN

DODGE

PANEL 23-34-70

DOOR 23-11-2

HANDLE 23-14-10

PLATE 23-34-96

NUT 22-05-24

FENDER 12-18-5

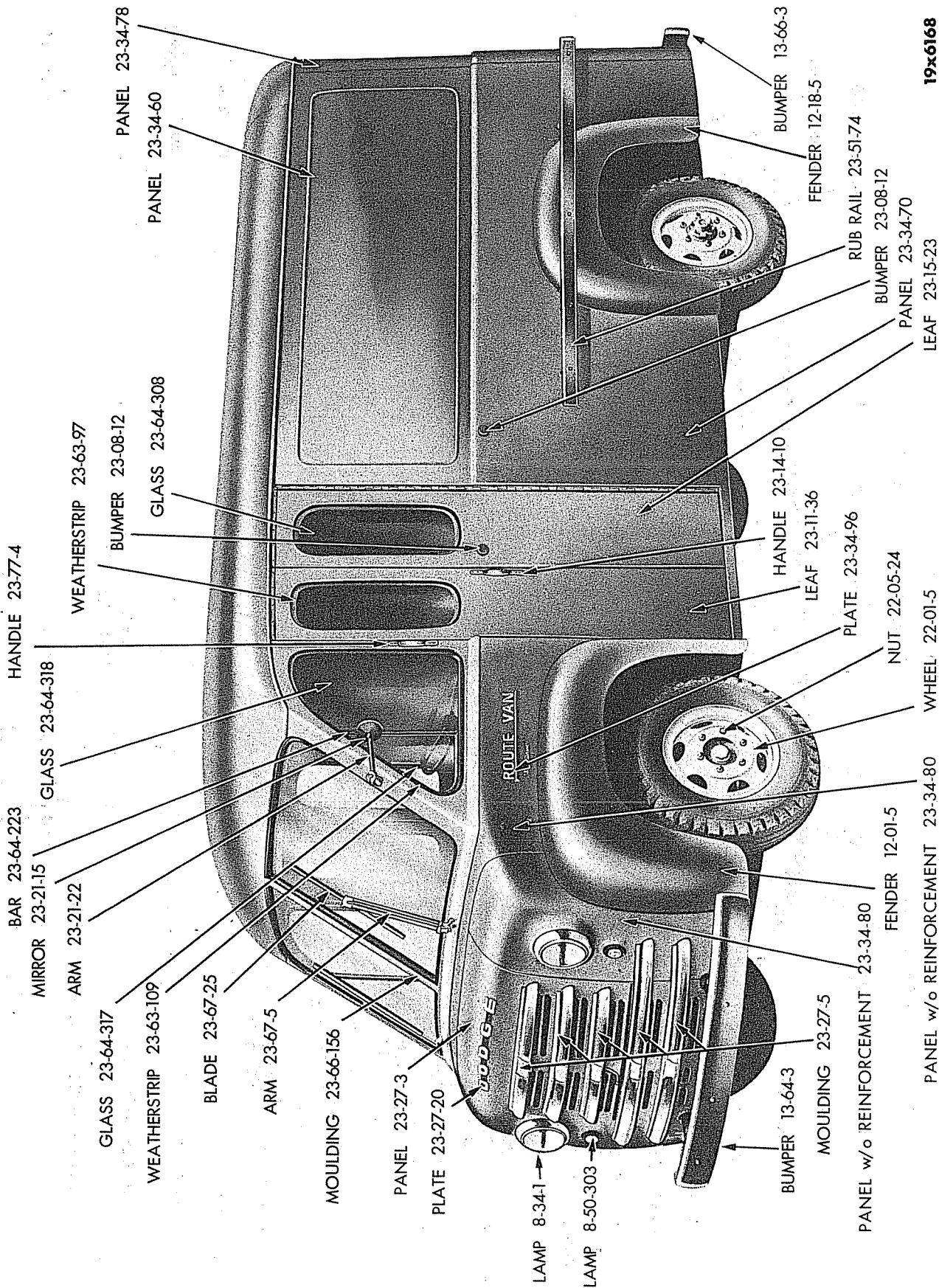
PANEL 23-34-78

BUMPER 13-66-3

19x6113A


FRONT EXTERIOR (3/4 VIEW)

Plate 23-1



FRONT EXTERIOR (DELUXE) (3/4 VIEW)

Plate 23-2

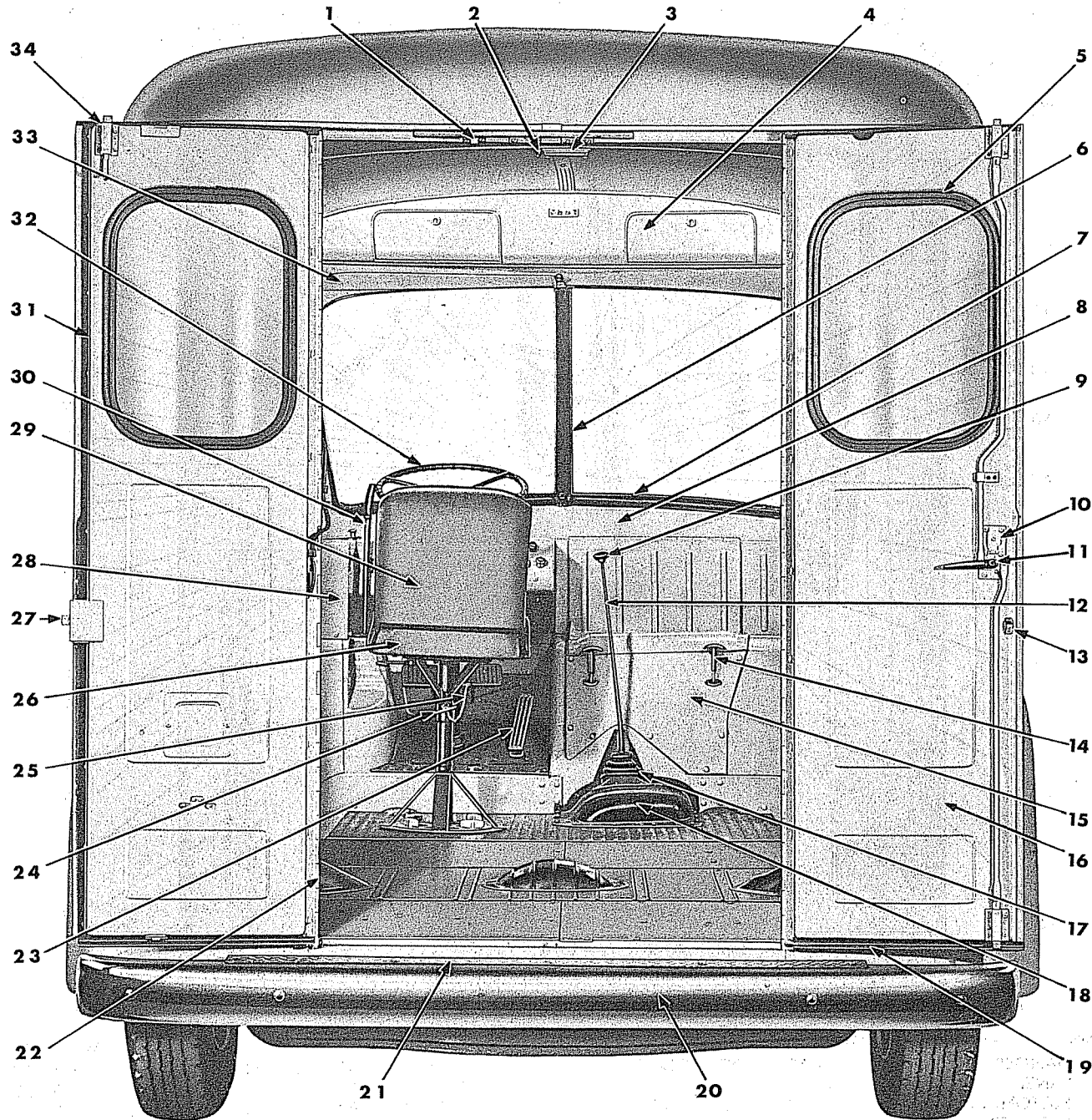


REF. NO.	NAME	PART TYPE CODE	REF. NO.	NAME	PART TYPE CODE	REF. NO.	NAME	PART TYPE CODE
1	HANGER	23-11-50	20	GLASS	8-37-410	39	COVER	23-04-103
2	PANEL	23-40-12	21	KNOB	8-53-296	40	BOARD	23-04-25
3	BUTTON	8-33-41	22	KNOB	8-53-225	41	BRACKET	19-31-1
4	RETAINER	23-34-336	23	KNOB	14-24-2	42	LEVER	21-30-2
5	WEATHERSTRIP	23-63-109	24	KNOB	14-63-24	43	KNOB	21-30-6
6	PANEL & HINGE	23-34-372	25	PANEL	23-33-109	44	SCREW	NOT SERVICED
7	PANEL	23-103-3	26	GAUGE	8-37-275	45	CHAIN	23-45-181
8	PANEL	23-34-355	27	SPEEDOMETER	8-37-372	46	SCREW	23-45-176
9	ARM W/ BRACKET	23-103-10	28	KNOB	23-67-194	47	CUSHION	23-108-4
10	BAR	23-66-29	29	CYLINDER & KEYS PKG	8-35-115	48	DOOR	23-11-2
11	COVER	23-03-2	30	KNOB	23-67-194	49	PANEL	23-34-101
12	MOULDING	23-22-145	31	STRIKER	23-08-60	50	BACK	23-108-12
13	LEVER	4-08-1	32	PANEL	23-04-42	51	STRIKER	23-08-60
14	COVER	23-56-6	33	LATCH	23-04-59	52	HANDLE	23-14-29
15	PANEL	23-34-348	34	PANEL	23-04-42	53	LOCK	23-18-5
16	GAUGE	8-37-316	35	WEATHERSEAL	23-63-33	54	WHEEL	19-30-4
17	GAUGE	8-37-136	36	PEDAL	6-38-1	55	WEATHERSTRIP	23-63-97
18	AMMETER	8-37-1	37	WEATHERSEAL	23-31-24			
19	KNOB	8-05-16	38	SWITCH	8-53-150			

19x4312C

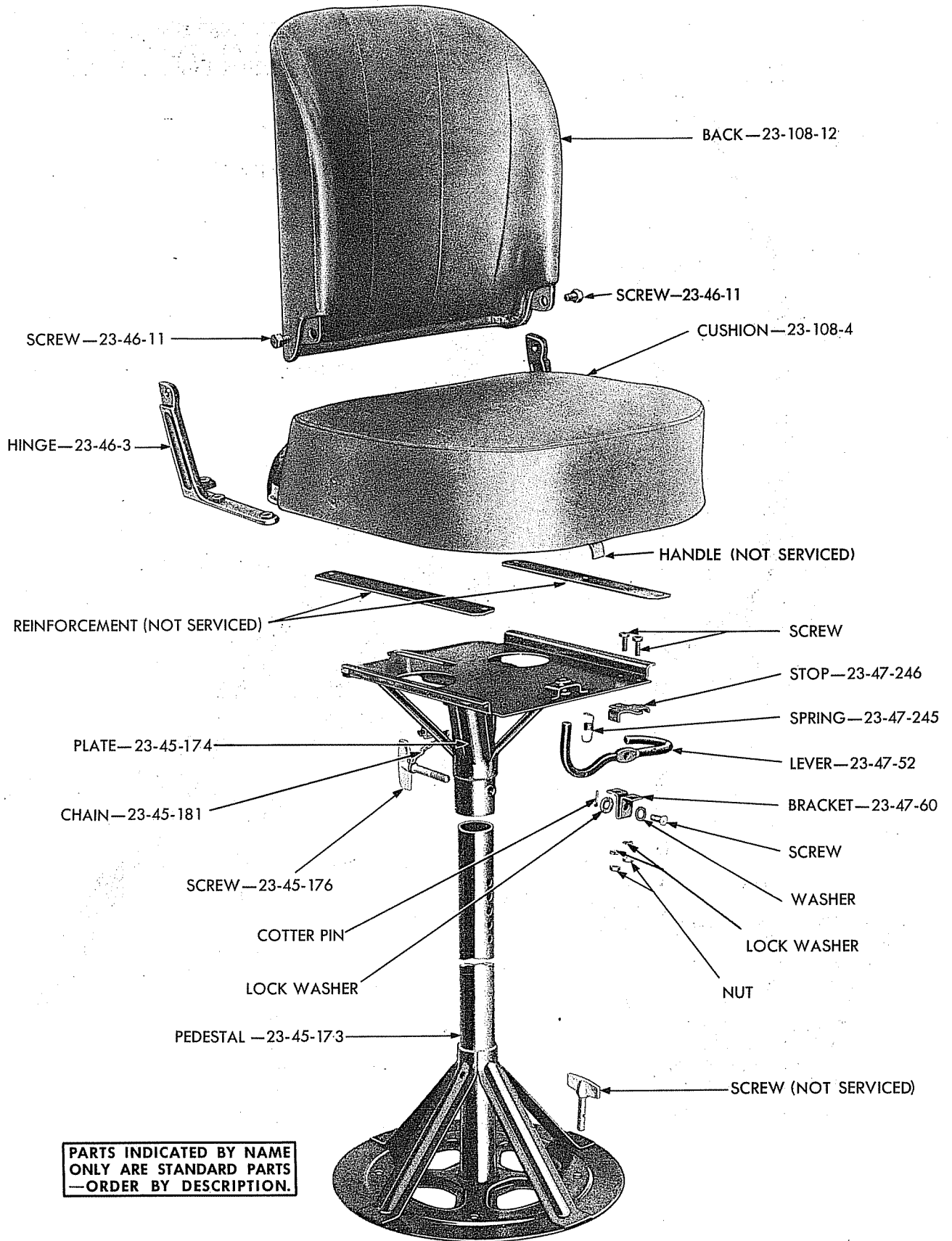
Plate 23-3

CAB (INTERIOR VIEW)



REF. NO.	NAME	PART TYPE CODE	REF. NO.	NAME	PART TYPE CODE	REF. NO.	NAME	PART TYPE CODE
1	WEDGE	23-08-12	12	LEVER	21-30-2	24	SCREW	23-45-176
2	SWITCH & SOCKET	8-05-14	13	DOVETAIL	23-08-55	25	CHAIN	23-45-181
3	LENS & BEZEL	8-05-8	14	LATCH	23-04-59	26	CUSHION	23-108-4
4	PANEL & HINGE	23-34-372	15	PANEL	23-04-42	27	DOVETAIL	23-08-55
5	WEATHERSTRIP	23-63-97	16	DOOR	23-11-4	28	PANEL	23-34-101
6	BAR	23-66-29	17	WEATHERSEAL	23-31-24	29	BACK	23-108-12
7	MOULDING	23-22-145	18	COVER	23-04-103	30	LEVER	4-08-1
8	PANEL	23-34-348	19	WEATHERSEAL	23-63-33	31	WEATHERSEAL	23-63-33
9	KNOB	21-30-6	20	BUMPER	13-66-3	32	WHEEL	19-30-4
10	LOCK & REMOTE CONTROL	23-18-3	21	PLATE	23-53-3	33	PANEL	23-103-3
11	HANDLE	23-14-28	22	HINGE	23-15-16	34	LOCK	23-18-5
			23	PEDAL	14-01-1			

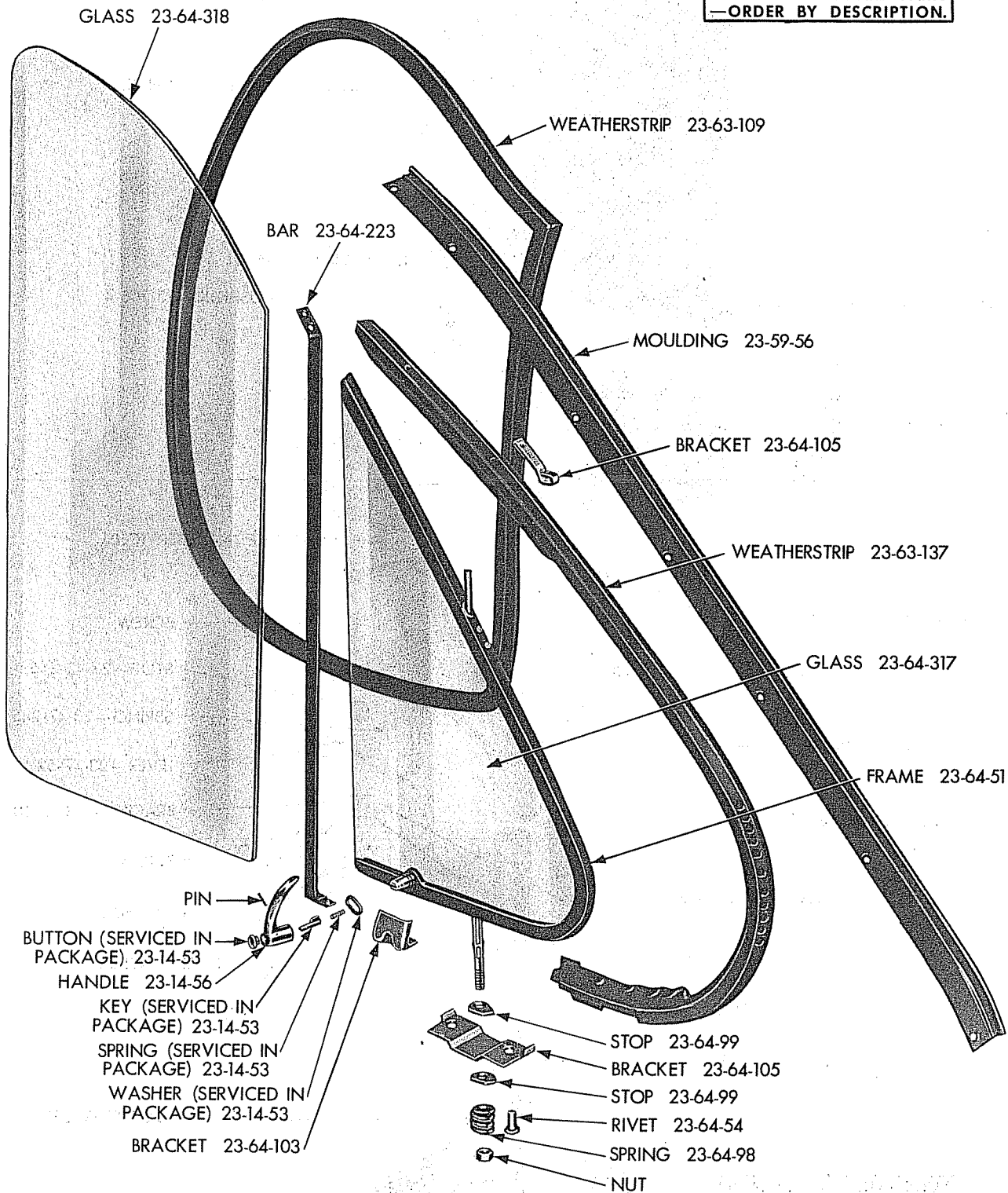
19x4313C



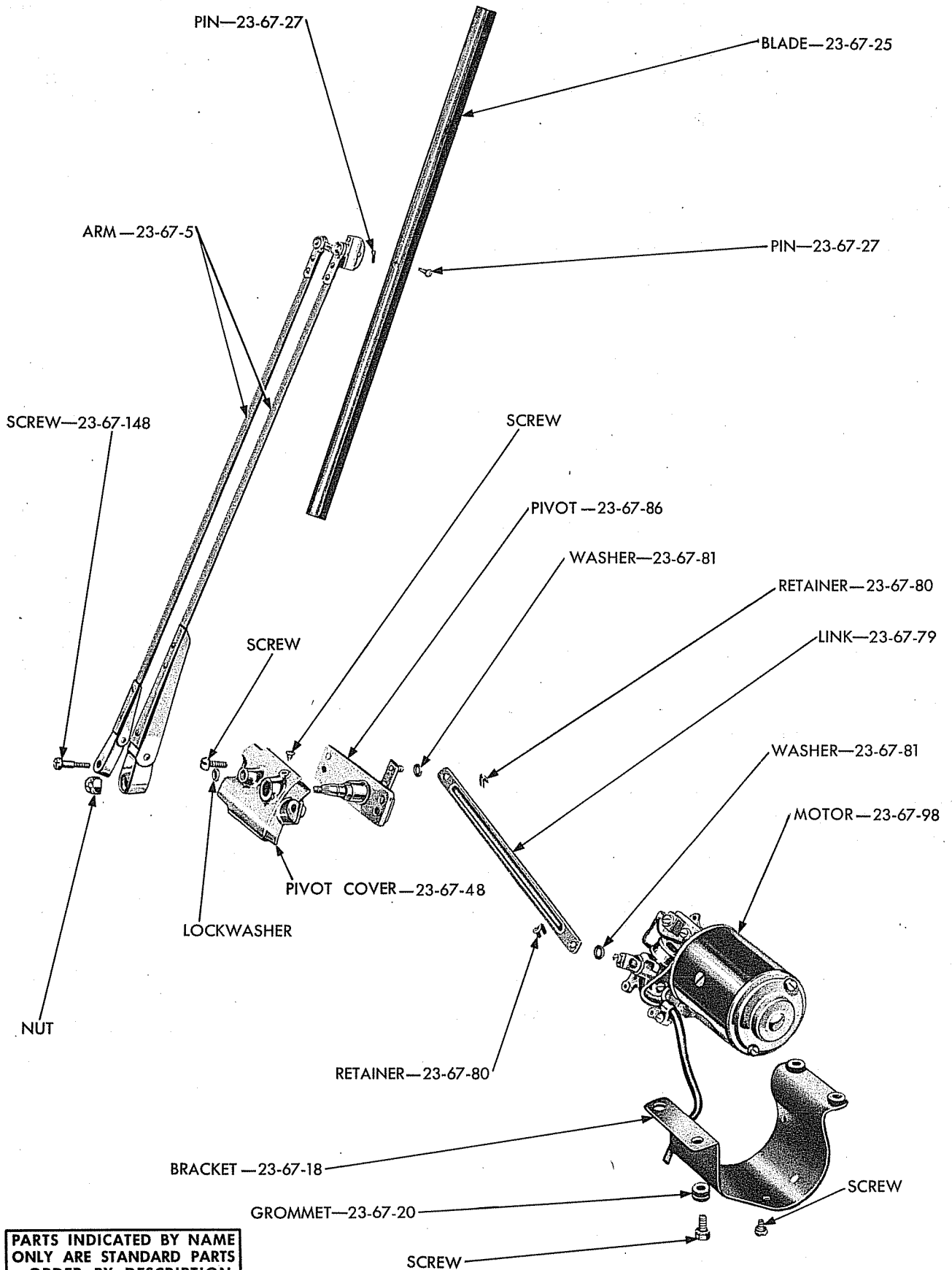
PARTS INDICATED BY NAME
 ONLY ARE STANDARD PARTS
 —ORDER BY DESCRIPTION.

19x6070A

PARTS INDICATED BY NAME
ONLY ARE STANDARD PARTS
—ORDER BY DESCRIPTION.



19x6105



**PARTS INDICATED BY NAME
ONLY ARE STANDARD PARTS
—ORDER BY DESCRIPTION.**

19x6077

CODE	PART NAME AND DESCRIPTION	SERIES NO.	MODEL CODES		PART NO.
			DU	EU	

The Route Van is available as a complete body or as a Windshield Cowl. Parts related to the body are indicated by a symbol letter - B. Parts related to the Windshield Cowl are indicated by a symbol letter - W. The Route Van is produced in two models, namely, the "DeLuxe" Model and the "Special" Model in the B-1 and B-3 Series. The Route Van "Special" Model only is available in the B-4 Series.

For Identification Purposes

The DeLuxe Route Van is the same as the Special Route Van Model except:

The DeLuxe Route Van INCLUDES the following parts:

The Special Route Van OMTS the following parts:

- Front Shock Absorbers
- Tool Equipment
- Clutch and Brake Pedal Rubber Pads
- Rear Bumper and Step Plate
- Dome Lamp and Switch
- Side Inside Upper Panels
- Roof Inside Panels and Roof Insulation
- Driver's Seat Airfoam Pads (Sisal Pads used on Special Models)
- Front Fender Welts
- Rear View Mirrors
- Cowl Belt Moulding
- Electric Windshield Wiper (single vacuum Windshield Wipers used on Special Models)

IMPORTANT - When ordering trim material for B-4 Series Route Van, specify color of trim material.

BATTERY COVER						
23-03-2	COVER, Cowl Battery Box Inspection	W,B	1	1	1	*1199 136
	Cowl Battery Box Top	W,B	1,3	1	1	1275 965
23-03-26	STUD, Inspection Cover Fastener	W,B	1	2	2	1199 236
23-03-27	RETAINER, Inspection Cover Fastener Stud	W,B	1	2	2	1199 241
23-03-28	RECEPTACLE, Inspection Cover Fastener Stud	W,B	1	2	2	1199 242
BOARD - TOE AND FLOOR						
23-04-5	WASHER, Floor Rear Corner Filler Bolt Lock	B	-	6	6	1097 771
23-04-12	LINER, Trans. Cover (specify 60" of 48004)	W,B	-	★	★	---- ---
23-04-25	BOARD, Toe, Lower	W,B	-	1	1	1199 983
	Upper	W,B	-	1	1	1199 984
	Lower (B-1-EU for steering mounted throttle hand control)	W,B	-	1	1	1276 957
23-04-31	WASHER, Toe Board Screw Lock	W,B	-	2	2	1097 771
23-04-38	COVER, Steering Gear Inspection	W,B	-	1	1	1199 982
23-04-39	EXTENSION, Cowl Engine and Fuel Tank Partition Panel	W,B	-	1	1	1199 247
23-04-41	PANEL, Cowl Engine and Fuel Tank Partition	W,B	-	1	1	1277 965
23-04-42	PANEL, Engine Housing Cover	W,B	1	1	1	1198 746
	(DU up to approximate serial No. 84206772, EU up to approximate serial No. 84001833)	W,B	1,3	1	1	1275 978
	(DU after approximate serial No. 84206772, EU after approximate serial No. 84001833) w/INSULATION	W,B	3,4	1	1	1280 063
	Engine Housing Side (DU up to approximate serial No. 84206722, EU up to approximate serial No. 84001833)	W,B	1,3	1	1	1198 735

SYMBOL LETTERS Indicate: B - Body W - Windshield Cowl

★ Indicates use as required. Prices and specifications subject to change without notice.
 □ Indicates parts not listed in any previous parts books.
 Series No. (1 indicates B-1 Series) (2 indicates B-2 Series) (3 indicates B-3 Series) (4 indicates B-4 Series)
 Where no Series No. is shown part is for B-1, B-2, B-3 and B-4 Series.
 May 15, 1953 Supersedes March 30, 1953 Page 23-10 Printed in U.S.A.
 * Indicates change or addition.

CODE	PART NAME AND DESCRIPTION	SERIES NO.	MODEL CODES		PART NO.
			DU	EU	
BOARD-TOE AND FLOOR - Cont'd					
23-04-42	PANEL, Engine Housing Side (DU after approximate serial No. 84026722, EU after approximate serial No. 84001833) w/INSULATION W,B	3,4	1	1	1280 061
	Engine Housing Rear, w/INSULATION W,B	1,3	1	1	*1198 741
	Engine Housing Rear (DU up to approximate serial No. 84206722, EU up to approximate serial No. 84001833) w/INSULATION W,B	1,3	1	1	*1275 974
	Engine Housing Rear (DU after approximate serial No. 84206722, EU after approximate serial No. 84001833) w/INSULATION W,B	3,4	1	1	1280 062
23-04-46	NUT, Toe Board Weld W	-	8	8	657 411
23-04-48	PIN, Engine Housing Cover Hinge B	-	1	1	1198 706
23-04-50	SCREW, Engine Housing Panel W,B	-	12	12	1093 704
23-04-55	NUT, Dash Panel Toe Board Support W,B	-	2	2	657 413
23-04-56	NUT, Engine Housing Side Panel Reinforcement Weld W,B	-	2	2	657 413
23-04-57	WASHER, Engine Housing Cover Check Arm Hinge Stud Spring B	-	1	1	391 888
23-04-58	NUT, Cowl Engine Housing Toe Board Support Weld W,B	-	★	★	657 413
23-04-59	LATCH, Engine Housing Cover W,B	-	2	2	1199 895
23-04-64	CATCH, Engine Housing Cover Latch W,B	-	2	2	1199 898
23-04-65	WASHER, Engine Housing Cover Hinge Screw Lock W,B	-	4	4	1097 771
23-04-100	COVER, Toe Board Master Cylinder Inspection W,B	-	1	1	1199 981
23-04-102	SCREW, Master Cylinder Inspection (1/4" -28 x 3/4") W,B	-	4	4	1199 664
	Toe Board Steering Gear Inspection (1/4" -28 x 3/4") W,B	-	1	1	1199 664
23-04-103	COVER, Front Floor Trans. (use w/o Fluid Drive) W,B	-	1	1	1199 478
	(use w/Fluid Drive) W,B	-	1	1	1199 479
23-04-113	SCREW, Front Floor Trans. Cover (5/16" -24 x 7/8") B	-	12	12	1199 956
23-04-115	WASHER, Trans. Cover Screw Lock B	-	2	2	1097 771
23-04-124	COVER, Front Floor Step Folding Door Spring, Right B	-	1	1	1199 951
	Left B	-	1	1	1199 952
23-04-210	SCREW, Engine Housing Cover Prop. B	3,4	1	1	1279 186
23-04-213	PROP, Engine Housing Cover (6 13/16" lgh.) W,B	-	1	1	1199 960
	(8 3/8" lgh.) W,B	-	1	1	1279 782
BODY HOLD-DOWN BOLT					
23-05-1	BOLT (1/2" -20 x 1 3/4") W,B	-	★	★	1275 198
	(1/2" -20 x 3 1/2") W,B	-	★	★	1199 989
	(1/2" -20 x 3") W,B	-	2	2	1194 999
	(1/2" -20 x 4 1/8") B	-	2	2	966 554
	(1/2" -20 x 3 3/4") W,B	-	2	2	844 757
	(1/2" -20 x 4") W,B	-	2	2	1276 973
23-05-2	WASHER, Plain W,B	-	★	★	1199 331
	Lock W,B	-	★	★	1197 077
23-05-10	INSULATOR, Body to Frame B	-	4	4	1195 396
 B	-	2	2	1275 737
23-05-14	BUSHING, Body to Frame Insulator B	-	2	2	1195 001
 B	-	2	2	1275 738
BRACKETS AND REINFORCEMENTS					
23-07-114	NUT, Tool Box and Reinforcement Weld W,B	-	3	3	657 413
23-07-115	NUT, Side Belt Rail Mirror Arm Reinforcement Weld W,B	-	8	8	657 413
23-07-121	REINFORCEMENT, Cowl Side and Front Panel, Right W,B	-	1	1	1198 856
 W,B	-	1	1	1198 857

SYMBOL LETTERS Indicate: B - Body W - Windshield Cowl

★ Indicates use as required.

Prices and specifications subject to change without notice.

□ Indicates parts not listed in any previous parts books.

Series No. (1 indicates B-1 Series) (2 indicates B-2 Series) (3 indicates B-3 Series) (4 indicates B-4 Series)

Where no Series No. is shown part is for B-1, B-2, B-3 and B-4 Series.

* Indicates change or addition.

CODE	PART NAME AND DESCRIPTION	SERIES NO.	MODEL CODES		PART NO.
			DU	EU	
BRACKETS AND REINFORCEMENTS - Cont'd					
23-07-123	REINFORCEMENT, Cowl Side Panel Rear, w/Clinch Nuts, Right	W,B	1	1	1198 858
	Left	W,B	1	1	1198 859
23-07-124	REINFORCEMENT, Cowl Upper Panel, Right	W,B	-	1	1275 648
	Left	W,B	-	1	1275 649
23-07-128	NUT, Cowl Side Panel Front Reinforcement Weld	W,B	-	10	657 412
23-07-234	BRACKET, Side Inside Front Panel Rear Upper Corner (special)	B	-	2	1279 983
23-07-256	EXTENSION, Windshield Inside Lower Panel	W,B	-	1	1198 443
23-07-259	REINFORCEMENT, Windshield Inside Lower Panel Extension	W,B	-	1	1198 908
23-07-260	REINFORCEMENT, Windshield Header Compartment Panel	W,B	-	1	1198 293
23-07-261	REINFORCEMENT, Windshield Inside Lower Panel Extension to Wheelhouse Panel (DU up to approximate serial No. 84206772, EU up to approximate serial No. 84001833)	W,B	1,3	1	1198 083
	(DU after approximate serial No. 84206772, EU after serial No. 84001833)	W,B	3,4	1	1279 792
23-07-354	BRACKET, Side Belt Rail Front Sliding Door Stop	B	-	1	1199 899
23-07-376	NUT, Front Folding Door Hinge Leaf Control Link Reinforcement Weld	B	-	1	657 411
		B	-	3	657 413
23-07-378	NUT, Front Folding Door Hinge Leaf Reinforcement Weld	B	-	29	657 413
BUMPERS - DOVETAILS - STRIKERS					
23-08-12	BUMPER, Rear Folding Door Hinge Leaf	B	-	2	1275 219
	Front Folding Door	B	-	3	1275 219
	Side Outside Panel Front Folding Door	B	-	1	1275 219
	Rear Door	B	-	2	1398 044
	WEDGE, Rear Roof Rail Header Door	B	-	1	989 513
	Rear Door Lower	B	-	1	951 137
	Rear Folding Door Upper	B	-	1	951 137
	PLATE, Rear Door Upper Wedge	B	-	1	705 318
23-08-37	RIVET, Side Belt Rail Front Sliding Door Stop Bracket Bumper	B	-	4	1275 719
23-08-55	DOVETAIL, Rear Door, Male	B	-	1	1097 851
	Female	B	-	1	1097 850
23-08-60	STRIKER, Floor Rear Door Lock (B-1-DU up to serial No. 84204743, B-1-EU up to serial No. 84000978)	B	1	1	1198 190
	(B-1-DU after serial No. 84204743, B-1-EU after serial No. 84000978)	B	1,3,4	2	*1276 950
	Front Sliding Door Rear Right (102" W.B.)	B	1,3,4	1	*1198 899
	Side Inside Front Panel Sliding Door Lock, Rear Left (B-1-DU up to serial No. 84023266, B-1-EU up to serial No. 84000421) (117" and 142" W.B.)	B	1	1	1198 900
	(B-1-DU after serial No. 84203266, B-1-EU after serial No. 84000421) (117" and 142" W.B.)	B	1,3,4	1	*1275 453
	Cowl Front Door Pillar Sliding Door Lock	B	-	2	1275 035
	Side Front Door Pillar Sliding Door Lock, Left (117" and 142" W.B.)	B	-	1	1198 900
	Side Inside Front Panel Sliding Door Lock, Rear Right (B-1-DU up to serial No. 84203266, B-1-EU up to serial No. 84000421) (117" and 142" W.B.)	B	1	1	*1198 899
	(B-1-DU after serial No. 84203266, B-1-EU after serial No. 84000421) (117" and 142" W.B.)	B	1,3,4	1	*1275 452
23-08-61	SCREW, Side Inside Front Panel Sliding Door Lock Rear Striker, w/WASHER (3/8" -24 x 7/8")	B	-	4	1093 753
	Cowl Front Door Pillar Sliding Door Lock, w/WASHER (3/8" -24 x 7/8")	B	-	4	1093 753

SYMBOL LETTERS Indicate: B - Body W - Windshield Cowl

★ Indicates use as required. Prices and specifications subject to change without notice.
 ☐ Indicates parts not listed in any previous parts books.
 Series No. (1 indicates B-1 Series) (2 indicates B-2 Series) (3 indicates B-3 Series) (4 indicates B-4 Series)
 Where no Series No. is shown part is for B-1, B-2, B-3 and B-4 Series.
 May 15, 1953 supersedes March 30, 1953. Page 23-12 Printed in U.S.A.
 * Indicates change or addition.

CODE	PART NAME AND DESCRIPTION	SERIES NO.	MODEL CODES		PART NO.	
			DU	EU		
BUMPERS - DOVETAILS - STRIKERS - Cont'd						
23-08-69	COVER, Rear Door Upper Wedge Plate	B	-	1	1	1198 904
23-08-70	SPACER, Rear Door Roof Rail Header Door Wedge	B	-	★	★	705 320
	Rear Door Lower Wedge	B	-	★	★	705 320
	Rear Folding Door Upper Wedge	B	-	★	★	705 320
DOORS						
23-11-2	FRONT, Sliding Door Package, Right	B	-	1	1	1315 319
	Left	B	-	1	1	1315 320
	DOOR, Front Sliding, Right	B	-	1	1	1275 442
	Left	B	-	1	1	1275 443
23-11-3	DOOR, Rear, Right	B	-	1	1	1198 224
	Left	B	-	1	1	1198 225
23-11-29	BRACKET, Side Rear Corner Roof Rail Door Holder Plunger	B	-	2	2	1199 912
23-11-31	PAD, Rear Door Holder Plunger	B	-	2	2	1199 911
23-11-32	PAD, Rear Door Holder Socket Retainer	B	-	2	2	1199 909
23-11-33	PLUNGER, Rear Door Holder	B	-	2	2	1275 460
23-11-34	SOCKET, Rear Door Holder	B	-	2	2	1199 907
23-11-35	RETAINER, Rear Door Holder Socket	B	-	2	2	1199 908
23-11-36	LEAF, Front Folding Door Floating, Right	B	-	1	1	1198 222
	Left	B	-	1	1	1198 223
	Front Folding Door Hinge, Right (rear half)	B	-	1	1	1198 220
	Left (rear half)	B	-	1	1	1198 221
23-11-37	BRACKET, Front Folding Door Floating Leaf Guide, Right Left	B	-	1	1	1275 049
	Left	B	-	1	1	1275 050
23-11-39	LEAF, Rear Folding Door Floating, Right	B	-	1	1	1198 228
	Left	B	-	1	1	1198 229
	Rear Folding Door Hinge, Right	B	-	1	1	1198 226
	Left	B	-	1	1	1198 227
23-11-41	ARM, Rear Folding Door Floating Leaf Guide, Right	B	-	1	1	1199 969
	Left	B	-	1	1	1199 970
23-11-45	WASHER, Rear Folding Door Floating Leaf Guide Arm Screw Lock	B	-	2	2	1097 771
23-11-46	NUT, Front Folding Door Floating Leaf Inside Panel Guide Arm Weld	B	-	2	2	657 413
	Front Folding Door Floating Leaf Guide Bracket Weld	B	-	2	2	657 413
23-11-50	HANGER, Front Sliding Door	B	-	2	2	1199 884
23-11-52	GUIDE, Front Sliding Door Hanger	B	-	2	2	1199 889
23-11-53	SPACER, Side Front Sliding Door Track to Inside Panel Bracket	B	-	★	★	1276 293
23-11-54	SCREW, Front Sliding Door Anti-Rattle Spring	B	-	4	4	1278 307
23-11-55	SPRING, Front Sliding Door Anti-Rattle	B	-	2	2	1280 374
DOOR AND REGULATOR HANDLES						
23-14-10	HANDLE, Front Sliding Door Lock Outside	B	-	2	2	1275 370
	Front Folding Door Outside	B	-	2	2	1199 216
	Rear Door Lock Outside	B	-	1	1	1198 118
	Rear Folding Door Outside	B	-	1	1	1199 332
	Rear Folding Door Lock Outside	B	-	1	1	1199 767
23-14-28	HANDLE, Rear Door Lock Inside	B	-	1	1	1199 867
	Rear Folding Door Lock Inside	B	-	1	1	1199 549
23-14-29	HANDLE, Front Sliding Door Lock Inside	B	-	2	2	1199 867
23-14-30	HANDLE, Front Folding Door Control, Right	B	-	1	1	1275 077
	Left	B	-	1	1	1275 078

SYMBOL LETTERS Indicate:

B - Body

W - Windshield Cowl

★ Indicates use as required.

Prices and specifications subject to change without notice.

☐ Indicates parts not listed in any previous parts books.

Series No. (1 indicates B-1 Series) (2 indicates B-2 Series) (3 indicates B-3 Series) (4 indicates B-4 Series)

Where no Series No. is shown part is for B-1, B-2, B-3 and B-4 Series.

* Indicates change or addition.

CODE	PART NAME AND DESCRIPTION	SERIES NO.	MODEL CODES		PART NO.	
			DU	EU		
DOOR AND REGULATOR HANDLES - Cont'd						
23-14-53	PACKAGE, Ventilator Wing Handle Service	B	-	1	1	1450 156
23-14-56	HANDLE, Vent Wing Locking, Right	B	-	1	1	1096 117
	Left	B	-	1	1	1096 118
23-14-97	GRIP, Front Folding Door Control Handle	B	-	2	2	1275 087
23-14-98	SCREW, Front Folding Door Control (3/8" -24 x 3 3/16").	B	-	2	2	1275 106
23-14-101	SUPPORT, Front Folding Door Control Handle, Right . . .	B	-	1	1	1275 468
	Left	B	-	1	1	1275 469
23-14-102	STOP, Front Folding Door Control Handle	B	-	2	2	1275 084
23-14-106	BRACKET, Front Folding Door Control Handle, Right . . .	B	-	1	1	1275 080
23-14-107	PLUNGER, Front Folding Door Control Handle Stop	B	-	2	2	1275 085
23-14-108	SPRING, Front Folding Door Control Handle Stop Plunger Pin	B	-	2	2	1275 086
23-14-109	SHAFT, Vent Wing Frame Handle, w/BRACKET	B	-	2	2	850 664
23-14-110	SHAFT, Vent Wing Frame Handle	B	-	2	2	767 693
23-14-124	CLEVIS, Front Folding Door Control Handle to Link . . .	B	-	2	2	1275 103
23-14-125	PIN, Front Folding Door Control Handle to Link Clevis . .	B	-	1	1	556 906
23-14-126	WASHER, Front Folding Door Control Handle to Link Clevis Lock	B	-	1	1	1093 885
DOOR HINGES						
23-15-12	WASHER, Rear Door Hinge Screw Lock	B	-	18	18	1097 771
23-15-16	HINGE, Rear Door, Right	B	-	1	1	1198 467
	Left	B	-	1	1	1198 468
23-15-24	SCREW, Side Front Sliding Door Track, w/WASHER (5/16" -24 x 7/8")	B	-	20	20	909 234
23-15-26	WASHER, Front Sliding Door Hanger Screw Lock	B	-	8	8	1093 885
23-15-27	SCREW, Front Sliding Door Hanger (3/8" -24 x 7/8") . . .	B	-	8	8	1275 137
23-15-28	HINGE, Rear Folding Door Floating Leaf	B	-	2	2	1199 938
23-15-31	HINGE, Front Folding Door Hinge Leaf, Right	B	-	1	1	1198 457
	Left	B	-	1	1	1198 458
	Floating Leaf	B	-	2	2	1198 463
LOCK CYLINDER AND KEY						
23-17-2	CYLINDER and KEYS PACKAGE, Front and Rear Door and Ignition Lock	B	-	1	1	1189 665
23-17-24	CYLINDER and KEYS PACKAGE, Rear Door Lock	B	-	1	1	E1311 195
23-17-28	REINFORCEMENT, Front Sliding Door Outside Panel Lock Cylinder	B	-	1	1	950 508
23-17-35	REINFORCEMENT, Rear Folding Door Floating Leaf Outside Panel Lock Cylinder	B	-	1	1	950 508
DOOR LOCKS AND REMOTE CONTROL						
23-18-3	LOCK, Rear Door, w/REMOTE CONTROL, Right (B-1-DU up to serial No. 84204743, B-1-EU up to serial No. 84000978)	B	1	1	1	1198 732
	Right (B-1-DU after serial No. 84204743, B-1-EU after serial No. 84000978)	B	1,3,4	1	1	1276 951
	Rear Folding Door, w/REMOTE CONTROL, Right (B-1-DU up to serial No. 84204743, B-1-EU up to serial No. 84000978)	B	1	1	1	1198 733
	Right (B-1-DU after serial No. 84204743, B-1-EU after serial No. 84000978)	B	1,3,4	1	1	1276 952

SYMBOL LETTERS Indicate: B - Body W - Windshield Cowl

★ Indicates use as required. Prices and specifications subject to change without notice.
 □ Indicates parts not listed in any previous parts books.
 Series No. (1 indicates B-1 Series) (2 indicates B-2 Series) (3 indicates B-3 Series) (4 indicates B-4 Series)
 Where no Series No. is shown part is for B-1, B-2, B-3 and B-4 Series.
 May 15, 1953 Supersedes March 30, 1953. Page 23-14 Printed in U.S.A.
 * Indicates change or addition.

CODE	PART NAME AND DESCRIPTION	SERIES NO.	MODEL CODES		PART NO.
			DU	EU	
DOOR LOCKS AND REMOTE CONTROL - Cont'd					
23-18-5	LOCK, Front Sliding Door, Right (B-1-DU up to serial No. 84203266, B-1-EU up to serial No. 84000421)	B	1	1	1198 663
	Right (B-1-DU after serial No. 84203266, B-1-EU after serial No. 84000421)	B	1,3,4	1	1275 450
	Left (B-1-DU up to serial No. 84203266, B-1-EU up to serial No. 84000421)	B	1	1	1198 664
	Left (B-1-DU after serial No. 84203266, B-1-EU after serial No. 84000421)	B	1,3,4	1	1275 451
	Rear Door, Left (B-1-DU up to serial No. 84204743, B-1-EU up to serial No. 84000978)	B	1	1	1199 766
	Left (B-1-DU after serial No. 84204743, B-1-EU after serial No. 84000978)	B	1,3,4	1	1276 953
23-18-29	CLIP, Rear Door Lock Rod	B	-	1	1198 484
23-18-36	LINK, Front Folding Door Control, Right	B	-	1	1275 056
	Left	B	-	1	1275 057
23-18-43	BRACKET, Front Folding Door Spring Rear	B	-	1	1199 657
	Front	B	-	2	1275 088
23-18-60	LINK, Front Folding Door Spring, Right	B	-	1	1275 066
	Left	B	-	1	1275 067
23-18-61	RIVET, Front Folding Door Spring Link to Door	B	-	1	1275 107
23-18-62	CLEVIS, Front Folding Door Control Link to Door	B	-	2	1275 105
23-18-67	SPRING, Front Folding Door	B	-	2	1275 108
REAR VIEW MIRROR					
23-21-15	MIRROR, Outside (oblong type)	B	-	2	1198 835
	(round type)	B	-	2	1279 813
23-21-22	ARM (for oblong mirror)	B	-	2	1198 834
	(for round type mirror)	B	-	2	1275 109
WINDSHIELD GARNISH MOULDING					
23-22-145	MOULDING, Right	B	-	1	1276 000
	Left	B	-	1	1276 001
	w/WELT, Right (DeLuxe)	W,B	1,3	1	1199 545
	Left (DeLuxe)	W,B	1,3	1	1199 546
	Right (Special)	B	-	1	1275 998
	Left (Special)	B	-	1	1275 999
OUTSIDE FINISH MOULDING					
23-23-8	MOULDING, Cowl Belt, Side Right (DeLuxe)	B	1,3	1	1199 041
	Left (DeLuxe)	B	1,3	1	1199 042
	Cowl Belt Corner, Right (DeLuxe)	B	1,3	1	1199 043
	Left (DeLuxe)	B	1,3	1	1199 044
	Cowl Belt, Center (DeLuxe)	B	1,3	1	1199 045
23-23-44	WASHER, Cowl Belt Moulding Lock	B	-	8	1097 901
23-23-46	MOULDING, Front Folding Door Floating Leaf Hinge	W,B	-	2	1275 149
COWL GRILLE PANEL AND MOULDING					
23-27-3	PANEL, Cowl Grille, Lower	W,B	-	1	1199 853
	Upper	W,B	-	1	*1279 991
23-27-5	MOULDING, Cowl Grille, Lower	W,B	-	2	1275 155
		W,B	-	3	1275 164

SYMBOL-LETTERS Indicate: B - Body W - Windshield Cowl

★ Indicates use as required. Prices and specifications subject to change without notice.
 ☐ Indicates parts not listed in any previous parts books.
 Series No. (1 indicates B-1 Series) (2 indicates B-2 Series) (3 indicates B-3 Series) (4 indicates B-4 Series)
 Where no Series No. is shown part is for B-1, B-2, B-3 and B-4 Series.
 * Indicates change or addition. Page 23-15 May 15, 1953 Supersedes March 30, 1953.

CODE	PART NAME AND DESCRIPTION	SERIES NO.	MODEL CODES		PART NO.	
			DU	EU		
COWL GRILLE PANEL AND MOULDING - Cont'd						
23-27-6	BUMPER, Cowl Upper Grille Panel Hinge	W,B	-	1	1	1199 979
23-27-7	WASHER, Cowl Grille Moulding Nut Lock	W,B	-	24	24	1097 901
23-27-14	LOCK, Cowl Upper Grille Panel	W,B	-	1	1	1198 914
23-27-15	HANDLE, Cowl Upper Grille Panel Lock	W,B	-	1	1	1199 534
23-27-19	HINGE, Cowl Upper Grille Panel Lock Rod	W,B	-	1	1	1198 978
23-27-20	PLATE, Cowl Upper Grille Panel Name (Dodge)	W,B	-	1	1	1198 271
23-27-21	LACING, Cowl Upper Grille Panel (specify by the foot)	W,B	-	★	★	747 877
23-27-22	STUD, Cowl Upper Grille Panel Lacing	W,B	-	18	18	898 621
23-27-38	STUD, Cowl Upper Grille Panel Lock Handle	W,B	-	1	1	1199 535
23-27-39	WASHER, Cowl Upper Grille Panel Name Plate Lock	W,B	-	3	3	1097 901
23-27-48	HINGE, Cowl Upper Grille Panel	W,B	-	2	2	1198 241
23-27-49	BRACKET, Cowl Upper Grille Panel Hinge	W,B	-	2	2	1198 239
23-27-50	PIN, Cowl Upper Grille Panel Hinge	W,B	-	2	2	1198 667
23-27-51	PIN, Cowl Upper Grille Panel Hinge Guide Clevis	W,B	-	2	2	1198 836
23-27-52	GUIDE, Cowl Upper Grille Panel Hinge	W,B	-	2	2	1198 242
23-27-53	SPRING, Cowl Upper Grille Panel Hinge	W,B	-	2	2	1198 244
23-27-54	RETAINER, Cowl Upper Grille Panel Hinge Spring	W,B	-	2	2	1198 245
23-27-57	BAFFLE, Cowl Upper Grille Panel Radiator (DeLuxe)	W,B	1,3	1	1	1199 640
	(special)	W,B	-	1	1	1276 006
	Cowl Lower Grille Panel Radiator	W,B	-	1	1	1199 620
	Cowl Front Panel Radiator, Right	W,B	-	1	1	1198 860
23-27-59	BUMPER, Cowl Lower Grille Panel	W,B	-	5	5	985 563
23-27-60	FILLER, Cowl Front Panel Radiator Baffle	W,B	-	★	★	1097 571
23-27-62	NUT, Cowl Upper Grille Panel Lower Reinforcement Weld	W,B	-	7	7	657 411
	Cowl Upper Grille Panel Upper Reinforcement Weld	W,B	-	6	6	657 411
	Cowl Upper Panel Windshield Reinforcement Weld	W,B	-	4	4	657 413
23-27-64	WASHER, Cowl Lower Grille Panel to Baffle Screw Lock	W,B	-	1	1	1093 270
CLINCH NUTS						
23-30-1	NUT, Side Rear Door Pillar Weld	B	-	18	18	657 413
	Cowl Battery Box Reinforcement Weld	B	-	4	4	657 413
	Front Sliding Door Inside Panel Lock Reinforcement Weld	B	-	4	4	657 413
	Windshield Inside Lower Panel Extension Reinforcement Weld	B	-	5	5	657 413
	Dash Panel Engine Housing Support Weld	B	-	1	1	657 413
	Cowl Battery Box Side Front Panel Weld	B	-	2	2	657 413
	Seat Back Panel Weld	B	-	4	4	657 411
PADS AND SEALS AND ANTI-SQUEAK						
23-31-6	ANTI-SQUEAK, Body (specify by the foot)	B	-	★	★	313 073
	Side Pillar Inside Panel (specify by the foot)	B	-	★	★	313 073
	Side Inside Front Panel (specify by the foot)	B	-	★	★	313 073
	Side Belt Rail Inside Panel (specify by the foot)	B	-	★	★	313 073
23-31-14	SEAL, Engine Housing Cover	B	-	2	2	1199 965
	Engine Housing Rear Panel to Sill, Right	B	-	1	1	1199 203
	Left	B	-	1	1	1199 204
	Engine Housing Cover Rear	B	-	1	1	1199 965
	Engine Housing Rear Panel, Right	B	-	1	1	1199 201
	Left	B	-	1	1	1199 202

SYMBOL LETTERS Indicate: B - Body W - Windshield Cowl

★Indicates use as required.

Prices and specifications subject to change without notice.

⊃Indicates parts not listed in any previous parts books.

Series No. (1 indicates B-1 Series) (2 indicates B-2 Series) (3 indicates B-3 Series) (4 indicates B-4 Series)

Where no Series No. is shown part is for B-1, B-2, B-3 and B-4 Series.

May 15, 1953 Supersedes March 30, 1953. Page 23-16

Printed in U.S.A.

* Indicates change or addition.

CODE	PART NAME AND DESCRIPTION	SERIES NO.	MODEL CODES		PART NO.	
			DU	EU		
PADS AND SEALS AND ANTI-SQUEAK - Cont'd						
23-31-17	SEAL, Cowl Battery Box Side Rear Panel, Bottom	B	-	1	1	1199 207
	Front	B	-	1	1	1199 208
	Rear	B	-	1	1	1199 209
	Cowl Battery Box Top Panel, Front	B	-	1	1	1199 210
	Cowl Battery Box Top Panel, Right (specify by the foot).	B	-	1	1	1242 974
	Cowl Battery Box Top Side and Top Left	B	-	1	1	1199 211
23-31-19	WEATHERSEAL, Front Floor Trans. Cover Gearshift	B	-	1	1	1275 132
23-31-20	ANTI-SQUEAK, Side Roof Rail Inside Panel (specify by the foot)	B	-	★	★	313 073
23-31-24	SEAL, Front Floor Trans. Cover, Front (use with Fluid Drive) (specify by the foot)	B	-	1	1	1242 974
	LINER, Front Floor Trans. Cover	B	-	1	1	48 004
23-31-27	RETAINER, Front Floor Trans. Cover Gearshift Weatherseal	B	-	1	1	875 939
	Front	B	-	1	1	1199 857
	Front (use with Fluid Drive)	B	-	1	1	1275 133
	Rear (use with Fluid Drive)	B	-	1	1	1275 135
23-31-53	PAD, Body to Frame	B	-	★	★	1275 196
23-31-82	BOOT, Toe Board Starter and Accelerator Pedal	B	-	1	1	1199 976
23-31-94	PAD, Cowl Hand Brake Lever Draft	B	-	1	1	1199 051
23-31-97	RETAINER, Cowl Hand Brake Lever Draft Pad	B	-	1	1	1199 052
23-31-99	CLAMP, Gearshift Lever Weatherseal	B	-	1	1	870 469
23-31-119	COLLAR, Steering Post	B	-	1	1	1263 364
23-31-152	SEAL, Instrument Panel Extension	B	-	1	1	1276 021
BUMPERS						
23-32-28	PLUG, Windshield Inside Lower Panel Extension Defroster Duet Hole Button	W, B	-	1	1	1248 673
23-32-77	BUMPER, Rear Axle Differential Carrier Support Arm Body	B	-	2	2	1264 590
23-32-78	SPACER, Rear Axle Differential Carrier Support Arm Body Bumper	B	-	4	4	1264 591
INSTRUMENT PANEL						
23-33-109	PANEL	W, B	1, 3	1	1	*1275 951
		W, B	3	1	1	1275 951
23-33-137	EXTENSION	W, B	-	1	1	1276 005
23-33-159	PLUG, Dome Lamp Switch Hole	B	-	1	1	869 774
METAL AND WOOD PANELS						
23-34-37	PANEL, Front Floor Step, Right (w/front folding door)	B	-	1	1	1199 357
	Left (w/front folding door)	B	-	1	1	1199 358
	Front Floor Step, Right	B	-	1	1	1199 353
	Left	B	-	1	1	1199 354
23-34-38	NUT, Front Floor Panel Weld	B	-	20	20	657 413
23-34-39	NUT, Front Floor Step Panel Rear Filler Weld	B	-	2	2	657 413
23-34-44	SCREW, Front Floor Step Panel, w/WASHER (5/16"-24 x 3/4")	B	-	14	14	1199 957
	(5/16"-24 x 3/4")	B	-	10	10	1278 213
23-34-47	WASHER, Floor Front Panel Screw Lock	B	-	★	★	1097 771
23-34-50	SCREW, Side Inside Panel, w/WASHER (No. 10-32 x 5/8")	B	-	★	★	1199 653

SYMBOL LETTERS Indicate: B - Body W - Windshield Cowl

★ Indicates use as required.

Prices and specifications subject to change without notice.

☐ Indicates parts not listed in any previous parts books.

Series No. (1 indicates B-1 Series) (2 indicates B-2 Series) (3 indicates B-3 Series) (4 indicates B-4 Series)

Where no Series No. is shown part is for B-1, B-2, B-3 and B-4 Series.

* Indicates change or addition.

CODE	PART NAME AND DESCRIPTION	SERIES NO.	MODEL CODES		PART NO.	
			DU	EU		
METAL AND WOOD PANELS - Cont'd						
23-34-51	WASHER, Side Inside Panel to Floor Screw Lock	B	-	★	★	1097 771
	To Roof Rail Screw Lock	B	-	★	★	1097 771
	To Wheelhouse Panel Screw Lock	B	-	★	★	1097 771
	Side Panel to Roof Rail Screw Lock	B	-	4	4	1097 771
23-34-59	SCREW, Side Panel to Front Panel (5/16"-10 x 5/8")	B	-	★	★	1096 643
23-34-60	PANEL, Side Outside, Upper Right (plain) (102" W.B.)	B	-	1	1	1198 024
	(beaded) (102" W.B.)	B	-	1	1	1275 866
	Upper Left (plain) (102" W.B.)	B	-	1	1	1198 025
	(beaded) (102" W.B.)	B	-	1	1	1275 867
	Upper Right (plain) (117" W.B.)	B	-	1	1	1198 028
	(beaded) (117" W.B.)	B	-	1	1	1275 868
	Upper Left (plain) (117" W.B.)	B	-	1	1	1198 029
	(beaded) (117" W.B.)	B	-	1	1	1275 869
	Upper Front Right (plain) (142" W.B.)	B	-	-	1	1198 034
	(beaded) (142" W.B.)	B	-	-	1	1275 870
	Upper Left Front (plain) (142" W.B.)	B	-	-	1	1198 035
	(beaded) (142" W.B.)	B	-	-	1	1275 871
	Upper Rear Right (plain) (142" W.B.)	B	-	-	1	1198 036
	(beaded) (142" W.B.)	B	-	-	1	1275 872
	Upper Rear Left (plain) (142" W.B.)	B	-	-	1	1198 037
	(beaded) (142" W.B.)	B	-	-	1	1275 873
23-34-70	PANEL, Side Outside, w/Clinch NUTS, Lower Right (102" W.B.)	B	-	1	1	1198 612
	Lower Left (102" W.B.)	B	-	1	1	1198 613
	Lower Right (117" W.B.)	B	-	1	1	1198 614
	Lower Left (117" W.B.)	B	-	1	1	1198 615
	Lower Rear Right (142" W.B.)	B	-	-	1	1198 616
	Lower Rear Left (142" W.B.)	B	-	-	1	1198 617
	Lower Front Right	B	-	1	1	1198 030
	Lower Front Left	B	-	1	1	1198 031
23-34-78	PANEL, Side Rear Corner Outside, Lower Right	B	-	1	1	1198 294
	Lower Left	B	-	1	1	1198 295
	Upper Right	B	-	1	1	1198 296
	Upper Left	B	-	1	1	1198 297
	Lower Right (use with folding rear doors)	B	-	1	1	1198 060
	Lower Left (use with folding rear doors)	B	-	1	1	1198 061
	Upper Right (use with folding rear doors)	B	-	1	1	1198 062
	Upper Left (use with folding rear doors)	B	-	1	1	1198 063
23-34-80	PANEL, Cowl Upper (DeLuxe)	W,B	1,3	1	1	1198 139
	(Special)	B	-	1	1	1275 972
	Cowl Front, Right	W,B	-	1	1	1198 175
	Left	W,B	-	1	1	1198 176
	Cowl Side, Right	W,B	-	1	1	*1279 870
	Left (DeLuxe)	W,B	1,3	1	1	*1279 871
	Left (Special)	B	-	1	1	1275 981
23-34-89	PANEL, Cowl Side Inside, Upper Left	W,B	-	1	1	1199 503
	Upper Right	W,B	-	1	1	1198 651
23-34-96	PLATE, Cowl Side Panel Name (Route Van)	W,B	-	2	2	1199 496
23-34-98	NUT, Cowl Tool Box Side Panel Weld	W,B	-	3	3	657 413
23-34-101	PANEL, Cowl Battery Box	W,B	-	1	1	1199 735
	Side, Rear	W,B	-	1	1	1275 962
23-34-102	COVER, Cowl Wheelhouse Hand Brake Lever Bracket	W,B	-	1	1	1198 926
23-34-103	NUT, Cowl Wheelhouse Hand Brake Lever Bracket Cover Spacer Weld	W,B	-	3	3	657 411
23-34-104	NUT, Cowl Wheelhouse Side Panel Toe Board Support Weld	W,B	-	9	9	657 413
23-34-105	NUT, Cowl Wheelhouse Rear Panel Reinforcement Weld	B	-	★	★	657 413
23-34-106	NUT, Cowl Wheelhouse Top Panel Weld	W,B	-	7	7	657 413

SYMBOL LETTERS Indicate: B - Body W - Windshield Cowl

★ Indicates use as required.

☐ Indicates parts not listed in any previous parts books.

Series No. (1 indicates B-1 Series) (2 indicates B-2 Series) (3 indicates B-3 Series) (4 indicates B-4 Series)

Where no Series No. is shown part is for B-1, B-2, B-3 and B-4 Series.

May 15, 1953 Supersedes March 30, 1953.

Prices and specifications subject to change without notice.

Printed in U.S.A.

* Indicates change or addition.

CODE	PART NAME AND DESCRIPTION	SERIES NO.	MODEL CODES		PART NO.	
			DU	EU		
METAL AND WOOD PANELS - Cont'd						
23-34-107	WHEELHOUSE, Cowl, Right	W,B	-	1	1	1198 863
	Left (DeLuxe)	W,B	1,3	1	1	1198 864
	Left (Special)	W,B	-	1	1	1276 009
23-34-108	WASHER, Wheelhouse Right Splash Shield Plain	W,B	-	2	2	1239 880
23-34-110	PANEL, Dash (DeLuxe)	W,B	1,3	1	1	1199 128
	(Special)	B	-	1	1	1275 944
23-34-118	NUT, Dash Panel Weld	W,B	-	2	2	657 413
23-34-127	PANEL, Cowl Front Door Pillar Finish, Right	B	-	1	1	1275 124
	Left	B	-	1	1	1275 125
23-34-144	NUT, Front Sliding Door Inside Panel Lock Reinforcement Weld	B	-	4	4	657 411
23-34-148	REINFORCEMENT, Front Left Folding Door Outside Panel Handle	B	-	1	1	1197 597
23-34-299	PANEL, Roof Outside Front	B	-	1	1	1198 425
23-34-336	RETAINER, Roof Inside Front Panel	B	-	1	1	1199 950
23-34-337	SCREW, Roof Inside Panel Retainer w/WASHER (No. 10-32 x 5/8")	B	-	★	★	1199 653
23-34-348	PANEL, Windshield Inside Lower	W,B	-	1	1	1276 004
23-34-349	PANEL, Windshield Inside Lower Panel Extension to Wheelhouse	W,B	-	1	1	1198 637
23-34-355	PANEL, Windshield Header Compartment (DeLuxe)	W,B	1,3	1	1	1198 292
	(Special)	B	-	1	1	1275 898
23-34-368	PIN, Windshield Header Compartment Door Hinge	W,B	-	2	2	1198 183
23-34-369	SPRING, Windshield Header Compartment Door	W,B	-	2	2	1199 996
23-34-371	HINGE, Windshield Header Compartment Door (body half)	W,B	-	2	2	1198 182
23-34-372	PANEL, Windshield Header Compartment Door, w/HINGE (door half)	W,B	-	1	1	1198 300
23-34-373	BUMPER, Windshield Header Compartment Door	W,B	-	2	2	755 675
23-34-374	KNOB, Windshield Header Compartment Door	W,B	-	1	1	1191 538
23-34-376	NUT, Windshield Inside Lower Panel Extension Reinforcement Weld	W,B	-	★	★	657 412
23-34-377	RETAINER, Windshield Compartment Door Spring	W,B	-	1	1	919 781
PILLARS						
23-36-28	PILLAR, Cowl Front Door, Right	W,B	-	1	1	1279 861
	Left	W,B	-	1	1	1198 565
SCUFF PLATES						
23-37-14	PLATE, Floor Rear Door Scuff	B	-	1	1	1199 700
	(for rear folding doors)	B	-	1	1	1199 703
23-37-16	WASHER, Floor Rear Door Scuff Plate Bolt Lock	B	-	5	5	1097 771
ROOF						
23-40-12	PANEL, Roof Inside, Front Right (DeLuxe)	B	1,3	1	1	1275 382
	Front Left (DeLuxe)	B	1,3	1	1	1275 383
	Front Right (use with folding doors) (DeLuxe)	B	1,3	1	1	1275 386
	Front Left (use with folding doors) (DeLuxe)	B	1,3	1	1	1275 387
	Roof Inside Rear Corner, Right (DeLuxe)	B	1,3	1	1	1275 622
	Left (DeLuxe)	B	1,3	1	1	1275 623
	Roof Inside Rear Center (DeLuxe)	B	1,3	1	1	1275 621
23-40-13	RETAINER, Roof Inside Panel (use with folding doors) (DeLuxe)	B	1,3	2	2	1398 303

SYMBOL LETTERS Indicate: B - Body W - Windshield Cowl

★ Indicates use as required.

Prices and specifications subject to change without notice.

☐ Indicates parts not listed in any previous parts books.

Series No. (1 indicates B-1 Series) (2 indicates B-2 Series) (3 indicates B-3 Series) (4 indicates B-4 Series)

Where no Series No. is shown part is for B-1, B-2, B-3 and B-4 Series.

* Indicates change or addition.

CODE	PART NAME AND DESCRIPTION	SERIES NO.	MODEL CODES		PART NO.	
			DU	EU		
ROOF - Cont'd						
23-40-85	RAIL, Cowl Side Roof, Right	W,B	-	1	1	1198 806
	Left	W,B	-	1	1	1198 807
23-40-92	NUT, Side Rear Corner Roof Rail Door Holder Plunger Bracket Weld	B	-	4	4	657 411
FRONT SEAT						
23-45-107	NUT, Seat Cushion Pan Weld	B	-	1	1	657 417
23-45-172	SOCKET, Seat (swivel type seat)	B	-	1	1	1276 453
	Seat Pedestal Lower (7 3/16" length) (swivel type seat)	B	-	1	1	1276 481
	Seat Pedestal Lower (4 3/8" length) (swivel type seat)	B	-	1	1	1276 371
23-45-173	PEDESTAL, Seat	B	-	1	1	1198 988
	(swivel type seat)	B	-	1	1	1276 429
23-45-174	PLATE, Seat Pedestal	B	-	1	1	1199 596
23-45-176	SCREW, Seat Pedestal Plate Socket to Pedestal (3/8"-24 x 2 3/8")	B	1	1	1	1199 607
23-45-179	WASHER, Seat Pedestal to Floor Screw Lock	B	-	4	4	1093 885
23-45-181	CHAIN, Seat Pedestal Plate Socket to Pedestal Screw	B	1	1	1	1199 770
23-45-182	WASHER, Seat Cushion Pan Pedestal Plate Guide Screw Lock	B	-	6	6	1097 771
23-45-184	PIN, Seat Pedestal Lower Socket Clevis (use for swivel type seat) (3 3/4" length)	B	-	1	1	1276 485
	Seat Pedestal Lower Socket (3 1/4" length)	B	-	1	1	1276 375
23-45-259	PLATE, Seat Cushion Board Socket Tapping (use for swivel type seat)	B	-	2	2	1276 437
23-45-260	PLATE, Seat Cushion Board and Hinge Tapping (use for swivel type seat)	B	-	2	2	1276 437
FRONT SEAT BACK HINGE						
23-46-3	HINGE, Seat Back, Lower Right	B	-	1	1	1198 881
	Right (use with swivel type seat).	B	-	1	1	1276 446
	Lower Left	B	-	1	1	1198 882
	Left (use with swivel type seat).	B	-	1	1	1276 447
23-46-11	SCREW, Seat Back Hinge Pivot (3/8"-24 x 17/32")	B	-	2	2	1199 082
23-46-26	WASHER, Seat Back Lower Hinge to Cushion Pan Screw Lock	B	-	6	6	1093 885
SEAT GUIDE						
23-47-52	LEVER, Seat Adjusting	B	-	1	1	1199 599
23-47-60	BRACKET, Seat Adjuster Lever	B	-	1	1	1199 612
23-47-245	SPRING, Seat Adjuster Lever	B	-	1	1	1198 998
23-47-246	STOP, Seat Adjuster Lever	B	-	1	1	1199 752
23-47-247	PIN, Seat Adjuster Lever Clevis	B	-	1	1	652 970
SILLS AND RAILS						
23-51-13	NUT, Side Front Sill Weld	B	-	10	10	657 413
	Side Rear Intermediate Weld	B	-	2	2	657 413
23-51-15	NUT, Cowl Front Floor Center Sill Weld	B	-	1	1	657 413
	Cowl Front Floor	B	-	★	★	657 413
23-51-43	COVER, Side Front Sill, Right	B	-	1	1	1275 092
	Left	B	-	1	1	1275 093

SYMBOL LETTERS Indicate: B - Body W - Windshield Cowl

★Indicates use as required.

Prices and specifications subject to change without notice.

ⓁIndicates parts not listed in any previous parts books.

Series No. (1 indicates B-1 Series) (2 indicates B-2 Series) (3 indicates B-3 Series) (4 indicates B-4 Series)

Where no Series No. is shown part is for B-1, B-2, B-3 and B-4 Series.

May 15, 1953 Supersedes March 30, 1953.

CODE	PART NAME AND DESCRIPTION	SERIES NO.	MODEL CODES		PART NO.	
			DU	EU		
SILLS AND RAILS - Cont'd						
23-51-50	RAIL, Cowl Side Belt, Right	B	-	1	1	1275 062
	Left.	B	-	1	1	1275 063
23-51-74	RAIL, Side Rub (102" W.B.)	B	-	2	2	1199 424
	(use with front folding doors) (102" W.B.)	B	-	2	2	1199 436
	(117" W.B.)	B	-	2	2	1199 427
	(use with front folding doors) (117" W.B.)	B	-	2	2	1199 439
	(142" W.B.)	B	-	2	2	1199 430
	(use with front folding doors) (142" W.B.)	B	-	2	2	1199 442
23-51-75	PAD, Side Rub Rail	B	-	4	4	1119 443
		B	-	★	★	1199 444
	(117" and 142" W.B.)	B	-	2	2	1199 445
23-51-76	SPACER, Side Rub Rail	B	-	★	★	1199 446
23-51-77	WASHER, Side Rub Rail Screw Plain	B	-	★	★	1199 451
		B	-	6	6	1199 449
		B	-	★	★	1199 448
	Side Rub Rail Pad	B	-	2	2	1275 169
		B	-	★	★	1275 170
23-51-78	WASHER, Side Rub Rail Screw Lock.	B	-	★	★	1093 885
REAR STEP PLATE						
23-53-3	PLATE, Rear Step (DeLuxe)	B	1	1	1	1198 303
		B	3	1	1	1275 716
	Rear Bumper Step (use with folding doors) (DeLuxe)	B	1,3	1	1	1268 601
23-53-12	SUPPORT, Rear Bumper Step Plate (use with rear folding doors) (DeLuxe).	B	1,3	2	2	1268 603
TOOL BOX						
23-56-6	COVER, Cowl Tool Box	W,B	1	1	1	1198 928
23-56-12	PIN, Cowl Tool Box Cover Hinge	W,B	1	1	1	1198 933
23-56-14	BUMPER, Cowl Tool Box Cover	W,B	1	2	2	882 875
23-56-16	CATCH, Cowl Tool Box Cover	W,B	1	1	1	1198 968
23-56-19	KNOB, Cowl Tool Box Cover	W,B	1	1	1	1191 538
ROOF MOULDINGS						
23-59-2	MOULDING PACKAGE, Cowl Side Window Drip.	B	-	1	1	1276 472
23-59-44	MOULDING, Cowl Side Window Drip, Right	B	-	1	1	1276 470
	Left	B	-	1	1	1276 471
23-59-56	MOULDING, Roof Rear Drip, Right	B	-	1	1	1199 713
	Left	B	-	1	1	1199 714
23-59-57	CLIP, Roof Rear Drip Moulding Rear	B	-	1	1	1199 716
DASH VENTILATOR						
23-61-14	CONTROL.	W,B	1	1	1	1262 325
23-61-17	BRACKET, Control Wire	W,B	-	1	1	1199 244
23-61-28	SPRING	W,B	-	1	1	1088 169
23-61-29	COVER	W,B	-	1	1	1198 895
23-61-69	PIN, Cover Hinge	W,B	-	1	1	1199 257
23-61-101	SCREW, Cover Control Bracket Swivel (No. 8-32 x 5/16")	W,B	-	1	1	988 098

SYMBOL LETTERS Indicate: B - Body W - Windshield Cowl

★ Indicates use as required.

Prices and specifications subject to change without notice.

□ Indicates parts not listed in any previous parts books.

Series No. (1 indicates B-1 Series) (2 indicates B-2 Series) (3 indicates B-3 Series) (4 indicates B-4 Series)

Where no Series No. is shown part is for B-1, B-2, B-3 and B-4 Series.

* Indicates change or addition.

CODE	PART NAME AND DESCRIPTION	SERIES NO.	MODEL CODES		PART NO.	
			DU	EU		
WEATHERSTRIP						
23-63-10	WEATHERSEAL, Dash Ventilator Cover	W,B	-	1	1	1275 003
	short	B	-	2	2	1198 804
	long	B	-	2	2	1198 805
23-63-27	RETAINER, Front Sliding Door Front Weatherseal	B	-	2	2	1198 594
	Lower Right	B	-	1	1	1198 592
	Lower Left	B	-	1	1	1198 593
	Front Sliding Door Upper Weatherseal	B	-	2	2	1199 499
	Front Sliding Door Rear Weatherseal Left	B	-	1	1	1198 827
23-63-30	RETAINER, Front Folding Door Weatherseal	B	-	2	2	1275 142
	Upper	B	-	2	2	1275 113
23-63-33	WEATHERSEAL, Rear Folding Door Lower and Upper	B	-	8	8	1244 150
	Front Folding Door Lower	B	-	2	2	1197 458
	Upper	B	-	2	2	1275 139
	Front	B	-	2	2	1275 112
	Rear	B	-	2	2	1198 290
	Front Sliding Door, Front	B	-	2	2	1198 488
	Rear	B	-	2	2	1198 825
	Upper	B	-	2	2	1198 188
	Rear Door Hinge Pillar	B	-	★	★	1199 965
	Rear Folding Door Floating Leaf Hinge	B	-	8	8	1199 965
	Rear Folding Door, Lower and Upper (B-1-DU up to serial No. 84204743, B-1-EU up to serial No. 84000978)	B	1	4	4	1198 290
	Lower (B-1-DU after serial No. 84204743, B-1-EU after serial No. 84000978)	B	1,3,4	2	2	1276 935
	Rear Folding Door Center	B	-	1	1	1275 381
	Rear Door, Center (B-1-DU up to serial No. 84204743, B-1-EU up to serial No. 84000978)	B	1	1	1	1198 974
	(B-1-DU after serial No. 84204743, B-1-EU after serial No. 84000978)	B	1,3,4	1	1	1276 933
	SEALER, Rear Door Hinge to Body (specify by the foot)	B	-	★	★	1199 032
23-63-38	SEALER, Front Floor Step Folding Door Spring Cover (specify by the foot)	B	-	★	★	1199 032
23-63-40	SCREW, Front Folding Door Floating Leaf Hinge Weatherseal Retainer (5/16" -10 x 5/8")	B	-	5	5	1096 643
23-63-44	WEATHERSEAL, Front Floor Center Sill Cover	B	-	2	2	1275 843
23-63-74	SPACER, Rear Door Hinge Pillar Weather Seal (B-1-DU after serial No. 84204743, B-1-EU after serial No. 84000978)	B	-	4	4	1276 956
		B	-	2	2	1276 411
23-63-87	RETAINER, Rear Folding Door Floating Leaf Hinge Weatherseal	B	-	2	2	1276 366
23-63-95	WEATHERSTRIP, Rear Folding Door Window Glass	B	-	4	4	1198 116
23-63-97	WEATHERSTRIP, Rear Door Window Glass	B	-	2	2	1198 104
	Front Sliding Door Window Glass	B	-	2	2	1198 085
	Front Folding Door Window Glass	B	-	2	2	1198 096
23-63-99	RETAINER, Rear Folding Door Center Weatherseal (B-1-DU up to serial No. 84204743, B-1-EU up to serial No. 84000978)	B	1	1	1	1275 423
	(B-1-DU after serial No. 84204743, B-1-EU after serial No. 84000978)	B	1,3,4	1	1	1276 955
23-63-109	WEATHERSTRIP, Cowl Side Window Glass	W,B	-	2	2	1198 159
	Right (use with ventilator type window)	W,B	-	1	1	1198 160
	Left (use with ventilator type window)	W,B	-	1	1	1198 161
23-63-137	WEATHERSTRIP, Ventilator Wing, Right	W,B	-	1	1	1198 526
	Left	W,B	-	1	1	1198 527

SYMBOL LETTERS Indicate: B - Body W - Windshield Cowl

★ Indicates use as required. Prices and specifications subject to change without notice.
 □ Indicates parts not listed in any previous parts books.
 Series No. (1 indicates B-1 Series) (2 indicates B-2 Series) (3 indicates B-3 Series) (4 indicates B-4 Series)
 Where no Series No. is shown part is for B-1, B-2, B-3 and B-4 Series.
 May 15, 1953 Supersedes March 30, 1953. Page 23-22 Printed in U.S.A.
 * Indicates change or addition.

CODE	PART NAME AND DESCRIPTION	SERIES NO.	MODEL CODES		PART NO.	
			DU	EU		
WEATHERSTRIP - Cont'd						
23-63-167	RETAINER, Rear Door Center Weatherseal	B	-	1	1	1198 638
	Partial (B-1-DU after serial No. 84204743, B-1-EU after serial No. 84000978)	B	-	1	1	1276 936
	Rear Door, Upper and Lower (B-1-DU up to serial No. 84204743, B-1-EU up to serial No. 84000978)	B	1	4	4	1197 458
	(B-1-DU after serial No. 84204743, B-1-EU after serial No. 84000978)	B	1,3,4	1	1	1276 934
	Rear Door, Lower (B-1-DU after serial No. 84204743, B-1-EU after serial No. 84000978)	B	1,3,4	2	2	1276 937
WINDOWS						
GLASS (How to order)						

Note: Place orders for windshield, door and window glass directly with: Pittsburgh Plate Glass Co., Warehouse or Stores; or W. P. Fuller and Co., Glass Warehouse and Stores. The above applies to glass only and not to assemblies which may include a frame, weatherstrip or any attaching part. Orders for this type of glass should be sent directly to the Parts Plant or Depot serving your area.

23-64-51	FRAME, Ventilator Wing, Right	W,B	-	1	1	1198 511
	Left	W,B	-	1	1	1198 512
23-64-52	PIVOT, Ventilator Wing Frame, Upper	W,B	-	2	2	1198 518
23-64-54	RIVET, Ventilator Wing Frame, Lower	W,B	-	8	8	492 365
23-64-98	SPRING, Ventilator Wing Lower Pivot	W,B	-	2	2	849 765
23-64-99	STOP, Ventilator Wing Lower Pivot	W,B	-	4	4	848 869
23-64-103	BRACKET, Ventilator Wing Locking	W,B	-	2	2	1199 302
23-64-104	PIVOT, Ventilator Wing Frame, Lower	W,B	-	2	2	1198 517
23-64-105	BRACKET, Ventilator Wing Lower Pivot, Right	W,B	-	1	1	1199 070
	Left	W,B	-	1	1	1198 086
	Side Ventilator Wing Upper Pivot	W,B	-	2	2	1198 549
23-64-223	BAR, Window Division, Right (ventilator wing)	W,B	-	1	1	1199 312
	Left (ventilator wing)	W,B	-	1	1	1199 313
23-64-308	GLASS, Front Folding Door Window (see note)	W,B	-	2	2	1198 095
	Front Sliding Door Window (see note)	W,B	-	2	2	1198 080
	Rear Door Window (see note)	W,B	-	2	2	1198 103
	Rear Folding Door Window (see note)	W,B	-	4	4	1198 115
23-64-317	GLASS, Cowl Side Ventilator Wing (see note)	W,B	-	2	2	1198 075
23-64-318	GLASS, Cowl Side Window (see note)	W,B	-	2	2	1198 073
	Cowl Side Window (use with ventilator type window) (see note)	W,B	-	2	2	1198 074

WINDSHIELD

Note: Place orders for windshield, door and window glass directly with: Pittsburgh Plate Glass Co., Warehouse or Stores; or W. P. Fuller and Co., Glass Warehouse or Stores. The above applies to glass only and not to assemblies which may include a frame, weatherstrip or any attaching part. Orders for this type of glass should be sent directly to the Parts Plant or Depot serving your area.

23-66-29	BAR, Center	W,B	-	1	1	1198 845
23-66-135	GLASS, Windshield (see note)	W,B	-	2	2	1198 067
23-66-156	MOULDING, Windshield Center Bar	W,B	-	1	1	1198 722
23-66-235	WEATHERSEAL, Glass, Right	W,B	-	1	1	1198 068
	Left	W,B	-	1	1	1198 069

SYMBOL LETTERS Indicate: B - Body W - Windshield Cowl

★ Indicates use as required.

□ Indicates parts not listed in any previous parts books.

Series No. (1 indicates B-1 Series) (2 indicates B-2 Series) (3 indicates B-3 Series) (4 indicates B-4 Series)

Where no Series No. is shown part is for B-1, B-2, B-3 and B-4 Series.

* Indicates change or addition.

Prices and specifications subject to change without notice.

CODE	PART NAME AND DESCRIPTION	SERIES NO.	MODEL CODES		PART NO.	
			DU	EU		
WINDSHIELD WIPER						
23-67-5	ARM (electric)	B	-	2	2	1263 472
	(vacuum)	B	-	2	2	1266 953
23-67-16	BRUSH and SPRING PACKAGE	B	-	1	1	1345 624
23-67-18	BRACKET, Motor Mounting (electric)	B	-	2	2	1261 454
	Right (vacuum)	B	-	1	1	1267 362
	Left (vacuum)	B	-	1	1	1267 363
23-67-20	GROMMET, Motor Mounting Bracket (electric)	B	-	8	8	1262 955
23-67-25	BLADE (electric) (22" length)	B	-	2	2	1263 491
	(electric) (14" length)	B	-	2	2	1265 804
	(vacuum)	B	-	2	2	1266 952
23-67-27	PIN, Blade Mounting (electric)	B	-	2	2	1263 568
23-67-41	CABLE, Ignition Switch to Wiper Switch (electric) (specify by the inch)	B	-	1	1	385 573
23-67-48	COVER, Pivot, Right (electric)	B	-	1	1	1262 322
	Left (electric)	B	-	1	1	1262 323
	Right (vacuum)	B	-	1	1	1266 950
	Left (vacuum)	B	-	1	1	1266 951
	Pivot (vacuum)	B	-	2	2	1266 538
23-67-51	PLATE, Pivot Cover Tapping (electric)	B	-	1	1	1262 315
23-67-61	GEAR (electric)	B	-	1	1	1265 717
23-67-79	LINK, Motor to Pivot, Right (electric)	B	-	1	1	1261 446
	Left (electric)	B	-	1	1	1261 447
	Right (vacuum)	B	-	1	1	1266 548
	Left (vacuum)	B	-	1	1	1266 549
23-67-80	RETAINER, Motor to Pivot Link	B	-	4	4	837 999
23-67-81	WASHER, Motor to Pivot Link Felt	B	-	2	2	659 998
23-67-86	PIVOT, Right	B	-	1	1	1263 468
	Left	B	-	1	1	1263 469
23-67-96	WASHER, Crank Arm Thrust (electric)	B	-	2	2	1265 716
23-67-98	MOTOR, Right (electric)	B	-	1	1	1261 498
	Left (electric)	B	-	1	1	1261 499
	Right (vacuum)	B	-	1	1	1266 948
	Left (vacuum)	B	-	1	1	1266 550
23-67-101	PLUG, Hole (vacuum)	B	-	2	2	1267 812
23-67-103	ARM, Crank (electric)	B	-	1	1	1265 732
23-67-106	ARMATURE (electric)	B	-	1	1	1265 731
23-67-107	WASHER, Arm Thrust (electric) (.032)	B	-	★	★	1262 354
	(electric) (.015)	B	-	★	★	1262 353
	(electric) (.023)	B	-	★	★	1262 355
23-67-108	BRUSH SET, Motor	B	-	1	1	1315 503
23-67-110	LEAD (electric)	B	-	1	1	1265 729
23-67-112	PLATE, Cover (electric)	B	-	1	1	1265 718
23-67-113	GASKET, Cover Plate (electric)	B	-	1	1	1265 743
23-67-120	HEAD, Commutator End (electric)	B	-	1	1	1265 744
23-67-121	SCREW, Pole Shoe (electric)	B	-	2	2	1265 747
23-67-124	HEAD, Drive End (electric)	B	-	1	1	1265 728
	(electric)	B	-	1	1	1265 723
23-67-125	COIL, Field (electric)	B	-	1	1	1265 719
23-67-130	BOLT, Thru (electric)	B	-	2	2	1265 715
23-67-145	PLUG, Switch Hole (electric)	B	-	1	1	869 774
23-67-148	SCREW, Idler Arm (electric)	B	-	2	2	1263 475
23-67-160	SWITCH (electric)	B	-	2	2	1267 787
23-67-161	NUT, Switch Mounting (electric)	B	-	2	2	1189 496
23-67-162	GASKET, Switch Mounting Nut (electric)	B	-	2	2	1244 796
23-67-167	BREAKER, Circuit	B	-	2	2	1267 782
23-67-168	SWITCH, Parking	B	-	1	1	1265 730
23-67-170	TUBE, Resistor Mounting Screw Insulator (electric)	B	-	2	2	1154 332
23-67-173	TUBING (specify length required) (rubber) (vacuum)	B	-	★	★	611 511
23-67-174	TUBE, Manifold (steel) (vacuum)	B	-	1	1	861 574

SYMBOL LETTERS Indicate: B - Body W - Windshield Cowl

★ Indicates use as required.

Prices and specifications subject to change without notice.

☐ Indicates parts not listed in any previous parts books.

Series No. (1 indicates B-1 Series) (2 indicates B-2 Series) (3 indicates B-3 Series) (4 indicates B-4 Series)

Where no Series No. is shown part is for B-1, B-2, B-3 and B-4 Series.

Printed in U.S.A.

May 15, 1953 Supersedes March 30, 1953.

* Indicates change or addition.

CODE	PART NAME AND DESCRIPTION	SERIES NO.	MODEL CODES		PART NO.	
			DU	EU		
WINDSHIELD WIPER - Cont'd						
23-67-175	NIPPLE, Manifold Tube	B	-	1	1	869 572
23-67-189	NUT, Control Mounting (vacuum)	B	-	2	2	1189 496
23-67-194	KNOB, Control Cable (vacuum)	B	-	2	2	1191 538
	Switch (electric)	B	-	2	2	1191 538
23-67-197	CABLE, Control (vacuum) (40" long)	B	-	2	2	1266 954
	Switch (electric) (specify 6" of 385 573 Cable, 2-200 267 Terminal, 2-665 151 Terminal, 2-926 026 Sleeve)	B	-	★	★	-----
23-67-208	RESISTOR, (electric) (marked 2)	B	-	1	1	1265 724
23-67-209	LEAD, Resister (black) (electric)	B	-	1	1	1265 725
23-67-210	WASHER, Resistor Insulator (electric)	B	-	2	2	1154 365
23-67-211	TERMINAL, Resistor Lead (electric)	B	-	2	2	1154 334
23-67-212	CLAMP, Lead (electric)	B	-	1	1	1265 726
23-67-213	INSULATION, Resistor	B	-	1	1	1265 727
GRAB HANDLE						
23-77-4	HANDLE, Cowl Pillar Grab	B	-	2	2	1199 216
WINDSHIELD VISOR						
23-103-3	PANEL, (with chrome clips)	B	-	2	2	1199 325
	(with nickel clips)	B	-	2	2	1277 082
23-103-7	CLIP, Panel Corner (chrome plated)	B	-	4	4	480 215
23-103-10	ARM, w/BRACKET, Right (chrome)	B	-	2	2	1199 329
	Left (chrome)	B	-	2	2	1199 330
	Right (nickel plated)	B	-	2	2	1280 340
	Left (nickel plated)	B	-	2	2	1280 341
FRONT SEAT TRIM						
23-108-2	SEAT (swivel type)	B	-	1	1	1276 434
23-108-4	CUSHION (with airfoam pads) (antique brown hide grained)	B	1	1	1	1198 980
	(with airfoam pads) (town brown fine grained)	B	1,3	1	1	1279 836
	(with airfoam pads) (maroon)	B	4	1	1	1398 432
	(with sisal pads) (antique brown hide grained)	B	1	1	1	1275 949
	(with sisal pads) (town brown fine grained)	B	1,3	1	1	1279 841
	(with sisal pads) (maroon)	B	4	1	1	1398 438
23-108-5	COVER, Seat Cushion (antique brown hide grained)	B	1	1	1	1198 886
	(town brown fine grained)	B	1,3	1	1	1279 838
	(maroon)	B	4	1	1	1398 433
	(use with swivel seat)	B	-	1	1	1276 439
23-108-12	BACK, Seat (use with airfoam pads) (antique brown hide grained)	B	1	1	1	1198 874
	(use with airfoam pads) (town brown fine grained)	B	1,3	1	1	1279 835
	(use with airfoam pads)	B	4	1	1	1398 434
	(use with sisal pads) (antique brown hide grained)	B	1	1	1	1275 950
	(use with sisal pads) (town brown fine grained)	B	1,3	1	1	1279 840
	(use with sisal pads)	B	4	1	1	1398 439
	(use with swivel seat)	B	1,3	1	1	1276 440
	(use with swivel seat)	B	4	1	1	1398 442
23-108-16	COVER, Seat Back Cushion (antique brown hide grained)	B	1	1	1	1199 080
	(town brown fine grained)	B	1,3	1	1	1279 837
	(maroon)	B	4	1	1	1398 435
	(use with swivel seat)					
	(antique brown hide grained)	B	1	1	1	1276 445
	(use with swivel seat) (town brown fine grained)	B	1,3	1	1	1279 937

SYMBOL LETTERS Indicate: B - Body W - Windshield Cowl

★ Indicates use as required. Prices and specifications subject to change without notice.
 □ Indicates parts not listed in any previous parts books.
 Series No. (1 indicates B-1 Series) (2 indicates B-2 Series) (3 indicates B-3 Series) (4 indicates B-4 Series)
 Where no Series No. is shown part is for B-1, B-2, B-3 and B-4 Series.
 * Indicates change or addition. Printed in U.S.A.
 Page 23-25 May 15, 1953 Supersedes March 30, 1953.

PART NAME	PAGE NO.	CODE	PART NAME	PAGE NO.	CODE
-----------	----------	------	-----------	----------	------

ALPHABETICAL INDEX

A					
Absorber, shock	17-3, 17-4	17-23-3 to 17-23-56	Bearing, drive pinion	3-7, 3-8	3-22-7 to 3-22-76
Accelerator pedal	14-5	14-01-1 to 14-01-12	Bearing, drive shaft	3-8, 3-9	3-33-3 to 3-33-18
Accelerator pedal rod	14-5	14-07-1	Bearing, front wheel	22-3	22-06-1 to 22-06-18
Accelerator shaft	14-5	14-11-1 to 14-11-28	Bearing, propeller shaft center	16-2	16-16-1 to 16-16-48
Adjuster, hand brake	4-2	4-07-1 to 4-07-19	Bearing, rear wheel	22-3	22-07-1 to 22-07-27
Anchor, hand brake band	4-2	4-06-3 to 4-06-11	Bearing, transmission countershaft	21-5	21-25-2 to 21-25-4
Anti-squeak, body	23-16, 23-17	23-31-6 to 23-31-152	Bearing, transmission main shaft pilot	21-4	21-17-2 to 21-17-9
Arm, fuel pump rocker	14-11	14-79-4 to 14-79-11	Bearing, transmission main shaft rear	21-4	21-19-2
Arm, steering gear	19-4	19-27-2 to 19-27-34	Belt, fan and generator	7-4	7-03-1
Arm, steering knuckle	2-4	2-05-4 to 2-05-7	Bleeder, wheel cylinder	5-11	5-67-1
Ash receiver	1-7	1-18-2 to 1-18-6	Block, cylinder	9-5	9-02-5 to 9-02-19
Axle, front	2-3	2-01-2	Block, headlamp cable terminal	8-11	8-21-1 to 8-21-11
Axle broke tube	5-10	5-54-1	Board, floor	23-10, 23-11	23-04-5 to 23-04-213
Axle housing	3-6	3-02-1 to 3-02-20	Board, toe	23-10, 23-11	23-04-5 to 23-04-213
B			Body, carburetor main	14-8	14-49-1
Ball, carburetor lead	14-7	14-37-2 to 14-37-27	Body, carburetor throttle	14-7	14-33-1 to 14-33-5
Band and lining, hand brake	4-2	4-03-1 to 4-03-7	Body, water pump	7-5, 7-6	7-43-1
Battery cable	8-10	8-01-4 to 8-01-22	Body anti-squeak	23-16, 23-17	23-31-6 to 23-31-152
Battery cover	23-10	23-03-2 to 23-03-28	Body bracket	13-2, 13-3	13-39-1 to 13-39-53
Battery hold-down cover	13-2	13-34-3 to 13-34-6	Body bumper	23-12, 23-13	23-08-12 to 23-08-70
Battery tray	13-2	13-33-61	Body dovetail	23-12, 23-13	23-08-12 to 23-08-70
Bearing, camshaft	9-8	9-16-6	Body hold-down bolt	23-11	23-05-1 to 23-05-14
Bearing, crankshaft	9-7	9-09-2	Body pad	23-16, 23-17	23-31-6 to 23-31-152
Bearing, clutch release	6-6	6-19-2 to 6-19-3			
Bearing, differential	3-7	3-11-1 3-11-14			

PART NAME	PAGE NO.	CODE	PART NAME	PAGE NO.	CODE
Body rail	23-20, 23-21	23-51-13 to 23-51-78	Bracket, engine rear support	9-13	9-70-4
Body reinforcement	23-11, 23-12	23-07-114 to 23-07-378	Bracket, frame rear spring	13-3	13-54-4 to 13-54-15
Body seal	23-16, 23-17	23-31-6 to 23-31-152	Bracket, front spring	13-3	13-53-3 to 13-53-22
Body sill	23-20, 23-21	23-51-13 to 23-51-78	Bracket, master cylinder	5-9	5-42-2
Body striker	23-12, 23-13	23-08-12 to 23-08-70	Bracket, shock absorber	17-4	17-24-3
Body welt	23-26	23-113-50	Bracket, steering gear to frame	19-3	19-12-1
Bolt, brake shoe anchor	5-7 to 5-8	5-19-4 to 5-19-13	Bracket, steering post	19-4, 19-5	19-31-1 to 19-31-38
Bolt, drive gear	3-7	3-20-1 to 3-20-19	Bracket, throttle control wire tube	14-6	14-26-1 to 14-26-2
Bolt, front spring	17-2	17-04-1 to 17-04-9	Bracket and reinforcements	23-11, 23-12	23-07-114 to 23-07-378
Bolt, hold-down body	23-11	23-05-1 to 23-05-14	Bracket and support, muffler	11-2	11-02-4
Bolt, rear spring	17-3	17-14-1 to 17-14-10	Brake booster cylinder	5-12, 5-13	5-100-1 to 5-100-85
Bolt and nut, clutch pressure plate	6-6	6-18-1	Brake flexible hose	5-11	5-62-1 to 5-62-7
Booster brake check valve	5-14	5-105-1 to 5-105-2	Brake frame tube	5-10	5-53-13 to 5-53-38
Booster brake hose	5-14	5-111-6	Brake holder	1-9	1-43-1 to 1-43-23
Booster brake hose clamp	5-14	5-112-1	Brake holder control switch	5-8	5-23-2
Booster brake tube	5-14	5-107-1 to 5-107-19	Brake holder solenoid switch	5-8	5-23-14
Booster brake tube clip	5-14	5-109-1	Brake holder switch	1-9	1-43-15
Booster brake tube elbow	5-14	5-108-5	Brake pedal	5-8	5-27-1 to 5-27-2
Booster breather air cleaner	5-14	5-113-5 to 5-113-14	Brake pedal pad	5-9	5-28-1 to 5-28-8
Booster cylinder mounting bracket	5-13	5-101-1 to 5-101-14	Brake pedal pull-back spring	5-9	5-34-1
Booster cylinder vacuum valve	5-13, 5-14	5-103-3 to 5-103-34	Brake shoe adjusting cam	5-8	5-22-1 to 5-22-2
Boot, master cylinder	5-9	5-40-1 to 5-40-2	Brake shoe adjusting pin	5-8	5-21-2
Boot, wheel cylinder	5-11	5-69-1	Brake show anchor bolt	5-7, 5-8	5-19-4 to 5-19-13
Box, tool	23-21	23-56-6 to 23-56-19	Brake shoe and facing	5-7	5-03-1 to 5-03-23
Bracket, body	13-2 to 13-3	13-39-1 to 13-39-53	Brake shoe guide	5-8	5-25-1
Bracket, booster cylinder mounting	5-13	5-101-1 to 5-101-14	Brake shoe guide spring	5-8	5-26-1 to 5-26-4
Bracket, brake tube hose frame	5-10	5-57-2	Brake support and adjusting pin	5-7	5-13-1 to 5-13-9
Bracket, clutch pedal	6-7	6-46-1 to 6-46-4	Brake support splash shield	5-7	5-16-1
			Brake tube clip	5-10	5-56-2
			Brake tube hose frame bracket	5-10	5-57-2

PART NAME	PAGE NO.	CODE	PART NAME	PAGE NO.	CODE
Brake tube tee.	5-11	5-58-1 to 5-58-8	Cap, crankshaft bearing	9-7, 9-8	9-10-5 to 9-10-22
Breather, crankcase	10-3	10-01-9 to 10-01-40	Cap, fuel tank locking	1-9	1-39-2 to 1-39-5
Bulb, lamp	8-17	8-44-1	Cap, hub grease	22-3	22-08-57
Bumper, body.	23-12, 23-13	23-08-12 to 23-08-70	Cap, radiator filter.	7-4	7-12-1
	23-17	23-32-28 to 23-32-78	Carburetor	14-6	14-30-1 to 14-30-5
Bumper, front	13-3	13-64-3 to 13-64-20	Carburetor air cleaner	14-6	14-29-2 to 14-29-27
Bumper, front spring.	17-2	17-08-3 to 17-08-8	Carburetor air horn	14-8	14-47-1 to 14-47-3
Bumper, rear.	13-4	13-66-3 to 13-66-64	Carburetor body flange	14-7	14-33-1 to 14-33-5
Bumper, rear spring.	17-3	17-19-3 to 17-19-11	Carburetor choke	14-7	14-39-1 to 14-39-25
Bushing and roller, universal joint cross.	16-2	16-10-1 to 16-10-7	Carburetor dash pot.	14-9	14-50-1 to 14-50-11
Bushing and spring, front	17-2	17-01-3 to 17-01-17	Carburetor float and parts	14-8	14-40-1 to 14-40-7
Button and wire, throttle control.	14-5	14-24-2 to 14-24-7	Carburetor gasket.	14-7	14-34-2 to 14-34-21
C			Carburetor idling parts.	14-8	14-45-1
Cable, battery	8-10	8-01-4 to 8-01-22	Carburetor jet	14-7	14-35-1 to 14-35-8
Cable, hand brake	4-3	4-23-1 to 4-23-38	Carburetor lead ball	14-7	14-37-2 to 14-37-27
Cable, transmission speedometer	21-6	21-84-1 to 21-84-5	Carburetor main body.	14-8	14-49-1
Cable and connection, chassis wiring	8-10, 8-11	8-16-2 to 8-16-5	Carburetor nut	14-9	14-54-4 to 14-54-78
Cam, brake shoe adjusting.	5-8	5-22-1 to 5-22-2	Carburetor plug	14-7	14-37-2 to 14-37-27
Camshaft	9-8	9-15-1 to 9-15-6	Carburetor pump	14-8	14-41-3 to 14-41-40
Camshaft bearing	9-8	9-16-6	Carburetor screw.	14-9	14-54-4 to 14-54-78
Camshaft gear	9-8	9-17-5 to 9-17-20	Carburetor spring	14-7	14-36-1 to 14-36-35
Camshaft gear or sprocket oil tube.	9-8	9-19-3	Carburetor throttle body	14-7	14-33-1 to 14-33-5
Camshaft sprocket	9-8	9-17-5 to 9-17-20	Carburetor throttle valve and parts	14-7	14-38-4 to 14-38-12
			Carburetor tube	14-8	14-44-1
			Carburetor vacuum economizer	14-8	14-46-1
			Carburetor washer	14-9	14-54-4 to 14-54-78

PART NAME	PAGE NO.	CODE	PART NAME	PAGE NO.	CODE
Carrier, spare wheel.	22-3	22-21-2	Clutch housing vent screen	6-4	6-11-2
		to			to
Carrier and differential.	3-6	22-21-12			6-11-6
		3-03-1	Clutch operating lever.	6-7	6-48-1
		to			to
Case, differential.	3-6	3-03-31			6-48-19
Case, transmission	21-3	3-04-6	Clutch pedal.	6-6	6-38-1
Chain, timing.	9-8	21-03-1			to
Chain case cover	9-8	9-20-1			6-38-17
		9-23-1	Clutch pedal bracket	6-7	6-46-1
		to			to
Chain case cover plate	9-9	9-23-21			6-46-4
		9-24-5	Clutch pedal pad	6-6	6-39-2
		to			to
Chassis and body wiring	8-10	9-24-8			6-39-3
		8-15-4	Clutch pedal rod	6-7	6-50-1
		to	Clutch pedal shaft.	6-6	6-43-1
Chassis wiring cable and connection . .	8-10	8-15-32	Clutch pressure plate.	6-5	6-15-1
		8-16-2	Clutch pressure plate eye bolt and nut .	6-6	6-18-1
		to	Clutch pressure spring	6-5	6-16-1
Choke, carburetor	8-11	8-16-5	Clutch release bearing	6-6	6-19-2
	14-7	14-39-1			to
		to			6-19-3
Choke control	14-8	14-39-25	Clutch release bearing pull-back		
	14-10	14-63-1	spring	6-6	6-20-14
		to			to
Cigar lighter	1-7	14-63-24			6-20-16
		1-12-1	Clutch release fork	6-6	6-22-1
		to			to
Clamp, booster brake hose	5-14	1-12-41			6-22-2
Clamp and pipe, tail	11-2	5-112-1	Clutch release fork flange	6-6	6-26-1
		11-09-1			to
		to			6-26-14
Cleaner, booster breather air	5-14	11-09-3	Clutch release fork lever.	6-6	6-27-2
		5-113-5			to
		to			6-27-16
Cleaner, carburetor air	14-6	5-113-14	Clutch release lever	6-5,	6-17-1
		14-29-2		6-11	to
		to			6-17-11
Clinch nut	23-16	14-29-27	Component parts, generator	8-13,	8-29-1
Clip, booster brake tube	5-14	23-30-1		8-14	to
Clip, brake tube	5-10	5-109-1			8-29-327
Clip, front spring	17-2	5-56-2	Component parts, shock absorber . . .	17-5	17-26-2
		17-05-1			to
		to			17-26-40
Clip, fuel line.	14-12	17-05-6	Connecting rod	9-9	9-31-4
Clip, fuel tube	14-12	14-90-1			to
Clip, rear spring.	17-3	14-90-1			9-31-10
		17-15-1	Connecting rod bearing package	9-9	9-32-2
		to	Connection, rear wheel cylinder inlet .	5-11	5-66-1
Clip and fastener	23-26	17-15-6			to
		23-115-6			5-66-12
		to	Connection and cable, chassis wiring .	8-10,	8-16-2
Clutch cover and pressure plate	6-5	23-115-8		8-11	to
		6-14-1			8-16-5
		to	Control, choke	14-10	14-63-1
Clutch disc	6-4,	6-14-10			to
	6-5	6-13-1	Control, door lock and remote	23-14,	14-63-24
		to		23-15	23-18-3
Clutch housing.	6-4	6-13-8			to
		6-09-1	Control, horn.	8-15	23-18-67
		to			to
Clutch housing pan	6-4	6-09-10			8-33-30
		6-10-2	Core, radiator	7-4	to
		to			8-33-106
		6-10-15			to
					7-11-3
					to
					7-11-33

PART NAME	PAGE NO.	CODE	PART NAME	PAGE NO.	CODE
Countershaft, transmission	21-4, 21-5	21-24-2 to 21-24-19	Crossmember, frame rear	13-2	13-18-4
Cover, battery	23-10	23-03-2 to 23-03-28	Cylinder, brake booster	5-12, 5-13	5-100-1 to 5-100-85
Cover, battery hold-down	13-2	13-34-3 to 13-34-6	Cylinder, ignition coil and lock	8-16	8-35-4 to 8-35-121
Cover, chain case	9-8	9-23-1 to 9-23-21	Cylinder, master	5-9	5-39-1 to 5-39-25
Cover, fuel pump	14-11	14-76-1 to 14-76-6	Cylinder, wheel	5-11	5-64-1
Cover, oil pump	10-3	10-08-2 to 10-08-3	Cylinder and key, lock	23-14	23-17-2 to 23-17-35
Cover, steering gear housing lower	19-3	19-04-1 to 19-04-13	Cylinder block	9-5	9-02-5 to 9-02-19
Cover, transmission gearshift	21-5	21-29-2 to 21-29-51	Cylinder head	9-5	9-03-4 to 9-03-13
Cover, valve spring	9-10	9-40-1 to 9-40-13	Cylinder water outlet elbow	9-7	9-05-5 to 9-05-6
Cowl grille panel and moulding	23-15, 23-16	23-27-3 to 23-27-64	Cup, master cylinder piston	5-9	5-45-1 to 5-45-8
Cowl wheelhouse splash shield	12-2	12-32-3 to 12-32-8	Cup, wheel cylinder piston	5-12	5-71-1 to 5-71-2
Crank, throttle control bell	14-5	14-14-1 to 14-14-24	D		
Crankcase breather	10-3	10-01-9 to 10-01-40	Dash ventilator	23-21	23-61-14 to 23-61-101
Crankcase oil filler	10-3	10-01-9 to 10-01-40	Diaphragm, fuel pump	14-11	14-77-5 to 14-77-20
Crankcase ventilator	10-3	10-02-15 to 10-02-17	Differential and carrier	3-6	3-03-1 to 3-03-31
Crankshaft	9-7	9-07-5 to 9-07-12	Differential bearing	3-7	3-11-1 to 3-11-14
Crankshaft bearing	9-7	9-09-2	Differential case	3-6	3-04-6
Crankshaft bearing cap	9-7, 9-8	9-10-5 to 9-10-22	Differential pinion	3-7	3-07-1 to 3-07-2
Crankshaft bearing oil seal	9-8	9-11-1 to 9-11-8	Differential pinion shaft	3-7	3-08-1
Crankshaft bearing stud	9-7, 9-8	9-10-5 to 9-10-22	Differential side gear	3-6	3-06-5 to 3-06-6
Crankshaft gear	9-7	9-08-5	Dimmer switch	8-21	8-53-150
Crankshaft sprocket	9-7	9-08-5	Directional signal	1-7, 1-8	1-25-6 to 1-25-75
Cross, universal joint	16-2	16-08-6 to 16-08-19	Directional signal and parking lamp	8-18, 8-19	8-50-55 to 8-50-355
Crossmember, frame intermediate	13-2	13-16-2	Directional signal control switch	1-7	1-25-9
Crossmember, frame propeller shaft center bearing	13-2	13-05-1	Directional signal lamp control switch	8-18	8-50-82
			Disc, clutch	6-4, 6-5	6-13-1 to 6-13-8

PART NAME	PAGE NO.	CODE	PART NAME	PAGE NO.	CODE
Distributor	8-11, 8-12	8-27-1 to 8-27-300	Engine	9-5	9-01-5 to 9-01-19
Dome lamp and switch	8-10	8-05-6 to 8-05-25	Engine dust pan	12-2	12-31-2
Dome lamp switch (w/socket)	8-10	8-05-14	Engine front support insulator	9-12	9-67-4
Door	23-13	23-11-2 to 23-11-55	Engine front support plate	9-12	9-65-6
Door and regulator handle	23-13, 23-14	23-14-10 to 23-14-126	Engine rear support bracket	9-13	9-70-4
Door hinge	23-14	23-15-12 to 23-15-31	Engine rear support insulator	9-13	9-71-5 to 9-71-12
Door lock and remote control	23-14, 23-15	23-18-3 to 23-18-67	Engine support	9-12	9-64-5 to 9-64-33
Dovetail, body	23-12, 23-13	23-08-12 to 23-08-70	Exhaust, valve	9-10	9-39-1 to 9-39-17
Drag link	2-3	2-02-1 to 2-02-55	Exhaust pipe	11-2	11-05-1
Drain cock, radiator	7-4	7-13-2	Exhaust pipe flange	11-2	11-06-8
Drive, fluid	9-11	9-46-4 to 9-46-69	Expander, piston	9-10	9-38-1
Drive gear and pinion	3-7	3-19-1 to 3-20-19	Expander, wheel cylinder piston cup	5-12	5-72-1
Drive gear bolt	3-7	3-20-1	Extension, throttle control return spring	14-5	14-23-8
Drive pinion bearing	3-7, 3-8	3-22-7 to 3-22-76	F		
Drive shaft	3-8	3-32-1 to 3-32-46	Facing and shoe, brake	5-7	5-03-1 to 5-03-23
Drive shaft bearing	3-8, 3-9	3-33-3 to 3-33-18	Fan	7-4	7-02-1 to 7-02-16
Drive shaft flange	3-9	3-36-1 to 3-36-3	Fan and generator belt	7-4	7-03-1
Drive shaft oil seal	3-9	3-35-14	Fan pulley	7-4	7-06-1 to 7-06-14
Drum, hand brake	4-2	4-01-1 to 4-01-2	Fan pulley hub	7-4	7-05-1
Drum, wheel brake	22-2	22-04-1 to 22-04-17	Fan shroud	7-4	7-08-2
Drum, wheel hub and brake	22-2	22-03-1 to 22-03-2	Fastener and clip	23-26	23-115-6 to 23-115-8
E			Fender, front	12-2	12-01-5
Economizer, carburetor vacuum	14-8	14-46-1	Fender, rear	12-2	12-18-5
Elbow, booster brake tube	5-14	5-108-5	Filler, crankcase oil	10-3	10-01-9 to 10-01-40
Elbow, cylinder water outlet	9-7	9-05-5 to 9-05-6	Filter, fuel	14-10	14-67-1 to 14-67-23
Elbow, water pump by-pass	7-6	7-48-12 to 7-48-16	Filter, oil	10-4	10-26-6 to 10-26-59
			Flange, carburetor body	14-7	14-33-1 to 14-33-5
			Flange, clutch release fork	6-6	6-26-1 to 6-26-14
			Flange, drive shaft	3-9	3-36-1 to 3-36-3
			Flange, exhaust pipe	11-2	11-06-8
			Flange, propeller shaft	16-3	16-20-1 to 16-20-3

PART NAME	PAGE NO.	CODE	PART NAME	PAGE NO.	CODE
Float and parts, carburetor	14-8	14-40-1 to 14-40-7	Front spring bracket	13-3	13-53-3 to 13-53-22
Floor board	23-10, 23-11	23-04-5 to 23-04-213	Front spring bumper	17-2	17-08-3 to 17-08-8
Fluid, hydraulic brake	5-7	5-01-2	Front spring clip	17-2	17-05-1 to 17-05-6
Fluid drive	9-11	9-46-4 to 9-46-69	Front spring leaf	17-2	17-02-5
Flywheel	9-11	9-45-1 to 9-45-7	Front spring shackle	17-2	17-06-3 to 17-06-13
Fog light	1-8, 1-9	1-34-1 to 1-34-44	Front wheel bearing	22-3	22-06-1 to 22-06-18
Fog light switch	1-9	1-34-29	Fuel filter	14-10	14-67-1 to 14-67-23
Fork, clutch release	6-6	6-22-1 to 6-22-2	Fuel gauge tank unit	14-10	14-72-1 to 14-72-11
Fork, transmission gearshift	21-6	21-39-3 to 21-39-23	Fuel line clip	14-12	14-90-1
Frame	13-2	13-01-1	Fuel pump	14-10, 14-11	14-73-2 to 14-73-7
Frame gusset	13-3	13-46-7 to 13-46-17	Fuel pump cover	14-11	14-76-1 to 14-76-6
Frame intermediate crossmember	13-2	13-16-2	Fuel pump diaphragm	14-11	14-77-5 to 14-77-20
Frame propeller shaft center bearing crossmember	13-2	13-05-1	Fuel pump heat shield	14-11	14-81-1 to 14-81-2
Frame rear crossmember	13-2	13-18-4	Fuel pump mounting	14-11	14-74-1
Frame rear spring bracket	13-3	13-54-4 to 13-54-15	Fuel pump rocker arm	14-11	14-79-4 to 14-79-11
Frame side rail	13-2	13-03-2 to 13-03-12	Fuel pump strainer	14-11	14-80-1 to 14-80-8
Fresh air intake	1-11	1-53-1 to 1-53-38	Fuel pump tube and hose	14-12	14-85-1
Front axle	2-3	2-01-2	Fuel pump valve	14-11	14-78-4 to 14-78-5
Front axle steering knuckle	2-3	2-03-3 to 2-03-18	Fuel tank	14-12	14-86-1 to 14-86-36
Front bumper	13-3	13-64-3 to 13-64-20	Fuel tank locking cap	1-9	1-39-2 to 1-39-5
Front bumper buffer plate	13-4	13-68-6 to 13-68-8	Fuel tank support	14-12	14-88-2 to 14-88-33
Front fender	12-2	12-01-5	Fuel tank tubing	14-12	14-89-15 to 14-89-57
Front fender welt	12-2	12-02-5	Fuel tube clip	14-12	14-90-1
Front seat	23-20	23-45-107 to 23-45-260	G		
Front seat back hinge	23-20	23-46-3 to 23-46-26	Gasket, carburetor	14-7	14-34-2 to 14-34-21
Front seat trim	23-25	23-108-2 to 23-108-16			
Front spring and bushing	17-2	17-01-3 to 17-01-17			
Front spring bolt	17-2	17-04-1 to 17-04-9			

PART NAME	PAGE NO.	CODE	PART NAME	PAGE NO.	CODE
Gasket, manifold	9-12	9-50-1 to 9-50-3	Hand brake cable	4-3	4-23-1 to 4-23-38
Gear, camshaft	9-8	9-17-5 to 9-17-20	Hand brake cable spring	4-3	4-19-1 to 4-19-4
Gear, crankshaft	9-7	9-08-5	Hand brake cam lever	4-3, 4-4	4-26-1 to 4-26-12
Gear, differential side	3-6	3-06-5 to 3-06-6	Hand brake cross shaft	4-4	4-27-1 to 4-27-10
Gear, oil pump drive	10-3	10-10-1 to 10-10-3	Hand brake drum	4-2	4-01-1 to 4-01-2
Gear, steering	19-3	19-01-8	Hand brake lever	4-2	4-08-1 to 4-08-24
Gear, transmission countershaft	21-4	21-15-2 to 21-15-33	Hand brake lever pawl	4-2	4-13-1 to 4-13-4
Gear, transmission main shaft	21-3	21-10-4 to 21-10-78	Hand brake lever pawl rod	4-3	4-21-1
Gear, transmission reverse idler	21-3	21-11-1, to 21-11-2	Hand brake lever sector	4-2	4-12-1 to 4-12-2
Gear and pinion, drive	3-7	3-19-1	Hand brake lever spoon	4-3	4-14-22 to 4-14-26
Gear and pinion, speedometer	21-6	21-85-4 to 21-85-76	Hand brake pull rod	4-3	4-20-2 to 4-20-19
Gear and retainer, transmission main drive	21-3	21-09-2 to 21-09-36	Handle, door and regulator	23-13, 23-14	23-14-10 to 23-14-126
Gear and sleeve, transmission clutch	21-4	21-14-5 to 21-14-21	Handle, grab	23-25	23-77-41
Generator	8-13	8-28-3 to 8-28-297	Head, cylinder	9-5	9-03-4 to 9-03-13
Generator component parts	8-13, 8-14	8-29-1 to 8-29-327	Headlamp	8-15, 8-16	8-34-1 to 8-34-238
Governor, variable speed	14-10	14-68-3 to 14-68-20	Headlamp beam indicator	8-17	8-39-15 to 8-39-18
Grab handle	23-25	23-77-4	Headlamp cable terminal block	8-11	8-21-1 to 8-21-11
Grommet	8-15	8-30-5 to 8-30-6	Headlamp switch	8-21	8-53-270
Ground strap	8-11	8-18-2	Heater	1-10, 1-11	1-48-1 to 1-48-948
Guide, brake shoe	5-8	5-25-1	Heater switch	1-11	1-48-770
Guide, seat	23-20	23-47-52 to 23-47-247	Heater windshield defroster switch	1-10	1-48-300
Gusset, frame	13-3	13-46-7 to 13-46-17	Hinge, door	23-14	23-15-12 to 23-15-31
H			Hinge, front seat back	23-20	23-46-3 to 23-46-26
Hand brake adjuster	4-2	4-07-1 to 4-07-19	Holder, brake	1-9	1-43-1 to 1-43-23
Hand brake band anchor	4-2	4-06-3 to 4-06-11		5-8	5-23-2 to 5-23-20
Hand brake band and lining	4-2	4-03-1 to 4-03-7	Hood ornament	1-12	1-130-1 to 1-130-3

PART NAME	PAGE NO.	CODE	PART NAME	PAGE NO.	CODE
Horn	8-15	8-32-2 to 8-32-213	Instrument panel instruments	8-16, 8-17	8-37-1 to 8-37-412
Horn, carburetor air	14-8	14-47-1 to 14-47-3	Instrument panel lamp screw switch	8-21	8-53-210
Horn control	8-15	8-33-30 to 8-33-106	Instrument panel wiring	8-11	8-19-26
Hose, booster brake	5-14	5-111-6	Instruments, instrument panel	8-16, 8-17	8-37-1 to 8-37-412
Hose, brake flexible	5-11	5-62-1 to 5-62-7	Insulator, engine front support	9-12	9-67-4
Hose, radiator	7-4, 7-5	7-14-4 to 7-14-26	Insulator, engine rear support	9-13	9-71-5 to 9-71-12
Hose and tube, fuel pump	14-12	14-85-1	Intake, fresh air	1-11	1-53-1 to 1-53-38
Housing, axle	3-6	3-02-1 to 3-02-20	Intake, valve	9-10	9-39-1 to 9-39-17
Housing, clutch	6-4	6-09-1 to 6-09-10	Intake and exhaust manifold	9-11, 9-12	9-48-5 to 9-48-45
Housing, propeller shaft center bearing	16-3	16-17-1 to 16-17-18	J		
Housing, steering gear	19-3	19-02-4 to 19-02-17	Jacket, steering column	19-3	19-14-1 to 19-14-74
Hub, fan pulley	7-4	7-05-1	Jet, carburetor	14-7	14-35-1 to 14-35-8
Hub, wheel	22-2	22-05-1 to 22-05-24	Joint, universal	16-2	16-03-1
Hub grease cap	22-3	22-08-57	K		
Hydraulic brake fluid	5-7	5-01-2	Key and cylinder, lock	23-14	23-17-2 to 23-17-35
I			King pin	2-4	2-04-1 to 2-04-18
I-beam, rear axle	3-6	3-01-14 to 3-01-21	Knuckle, front axle steering	2-3	2-03-3 to 2-03-18
Idling parts, carburetor	14-8	14-45-1	L		
Ignition coil and lock cylinder	8-16	8-35-4 to 8-35-121	Lamp, directional signal and parking	8-18, 8-19	8-50-55 to 8-50-355
Ignition lock switch (w/housing)	8-16	8-35-59	Lamp, marker and clearance	8-18	8-48-25 to 8-48-35
Ignition wiring and spark plug	8-16	8-36-1 to 8-36-115	Lamp, tail and signal	8-21, 8-22	8-55-7 to 8-55-301
Impeller, water pump	7-6	7-45-3 to 7-45-54	Lamp and switch, dome	8-10	8-05-6 to 8-05-25
Indicator, headlamp beam	8-17	8-39-15 to 8-39-18	Lamp bulb	8-17	8-44-1
Indicator, oil level	10-3	10-03-4 to 10-03-11	Leaf, front spring	17-2	17-02-5
Instrument light	8-17	8-41-36 to 8-41-40	Leaf, rear spring	17-2, 17-3	17-12-4
Instrument panel	23-17	23-33-109 to 23-33-159	Lever, clutch operating	6-7	6-48-1 to 6-48-19

PART NAME	PAGE NO.	CODE	PART NAME	PAGE NO.	CODE
Oil gauge tube	10-3	10-05-4 to 10-05-19	Pedal, accelerator	14-5	14-01-1 to 14-01-12
Oil level indicator	10-3	10-03-4 to 10-03-11	Pedal, brake	5-8	5-27-1 to 5-27-2
Oil pan	10-4	10-24-1 to 10-24-38	Pillar	23-19	23-36-28
Oil pressure relief valve	10-4	10-22-11 to 10-22-41	Pin, brake shoe adjusting	5-8	5-21-2
Oil pump	10-3	10-07-3 to 10-07-11	Pin, brake support and adjusting	5-7	5-13-1 to 5-13-9
Oil pump cover	10-3	10-08-2 to 10-08-3	Pin, king	2-4	2-04-1 to 2-04-18
Oil pump drive gear	10-3	10-10-1 to 10-10-3	Pin, piston	9-10	9-36-5 to 9-36-7
Oil pump outlet pipe	10-4	10-16-4 to 10-16-9	Pinion, differential	3-7	3-07-1 to 3-07-2
Oil pump rotor	10-3	10-14-19	Pinion and gear, drive	3-7	3-19-1
Oil pump suction pipe	10-4	10-18-4	Pinion and gear, speedometer	21-6	21-85-4 to 21-85-76
Oil strainer	10-4	10-23-7	Pipe, exhaust	11-2	11-05-1
Ornament, hood	1-12	1-130-1 to 1-130-3	Pipe, oil pump outlet	10-4	10-16-4 to 10-16-9
Outside finish moulding	23-15	23-23-8 to 23-23-46	Pipe, oil pump suction	10-4	10-18-4
			Pipe and clamp, fuel	11-2	11-09-1 to 11-09-3
			Piston	9-9	9-34-5 to 9-34-6
			Piston, master cylinder	5-9	5-44-3 to 5-44-10
			Piston, wheel cylinder	5-12	5-70-1
			Piston expander	9-10	9-38-1
			Piston pin	9-10	9-36-5 to 9-36-7
			Piston ring	9-9, 9-10	9-35-1
			Plate, chain case cover	9-9	9-24-5 to 9-24-8
			Plate, clutch cover and pressure	6-5	6-14-1 to 6-14-10
			Plate, clutch pressure	6-5	6-15-1
			Plate, engine front support	9-12	9-65-6
			Plate, front bumper buffer	13-4	13-68-6 to 13-68-8
			Plate, rear step	23-21	23-53-3 to 23-53-12
			Plate, scuff	23-19	23-37-14 to 23-37-16
			Plate, water pump body cover	7-6	7-44-2 to 7-44-6
			Plug, carburetor	14-7	14-37-2 to 14-37-27
Package, connecting rod bearing	9-9	9-32-2			
Package, transmission service	21-3	21-01-3			
Package, wheel cylinder service	5-11	5-63-1			
Pad, body	23-16, 23-17	23-31-6 to 23-31-152			
Pad, brake pedal	5-9	5-28-1 to 5-28-8			
Pad, clutch pedal	6-6	6-39-2 to 6-39-3			
Pan, clutch housing	6-4	6-10-2 to 6-10-15			
Pan, engine dust	12-2	12-31-2			
Pan, oil	10-4	10-24-1 to 10-24-38			
Panel, instrument	23-17	23-33-109 to 23-33-159			
Panel, metal and wood	23-17 to 23-19	23-34-37 to 23-34-377			
Panel and moulding, cowl grille	23-15, 23-16	23-27-3 to 23-27-64			
Pawl, hand brake lever	4-2	4-13-1 to 4-13-4			

PART NAME	PAGE NO.	CODE	PART NAME	PAGE NO.	CODE
Plug, ignition wiring and spark	8-16	8-36-1 to 8-36-115	Rear axle I-beam	3-6	3-01-14 to 3-01-21
Pot, carburetor dash	14-9	14-50-1 to 14-50-11	Rear bumper	13-4	13-66-3 to 13-66-64
Propeller shaft	16-2	16-02-1 to 16-02-4	Rear fender	12-2	12-18-5
Propeller shaft center bearing	16-2	16-16-1 to 16-16-48	Rear fender stone shield	12-2	12-23-4
Propeller shaft center bearing housing.	16-3	16-17-1 to 15-17-18	Rear fender welt	12-2	12-20-4
Propeller shaft flange	16-3	16-20-1 to 16-20-3	Rear spring and bushing	17-2	17-11-3 to 17-11-17
Propeller shaft splined or sliding yoke.	16-2	16-14-1 to 16-14-9	Rear spring bumper.	17-3	17-19-3 to 17-19-11
Propeller shaft yoke	16-3	16-20-1 to 16-20-3	Rear spring bolt	17-3	17-14-1 to 17-14-10
Pulley, fan	7-4	7-06-1 to 7-06-14	Rear spring clip	17-3	17-15-1 to 17-15-6
Pump, carburetor	14-8	14-41-3 to 14-41-40	Rear spring leaf	17-2, 17-3	17-12-4 17-12-4
Pump, fuel	14-10, 14-11	14-73-2 to 14-73-7	Rear spring shackle.	17-3	17-16-3 to 17-16-15
Pump, oil	10-3	10-07-3 to 10-07-11	Rear step plate	23-21	23-53-3 to 23-53-12
Pump, water	7-5	7-42-1 to 7-42-4	Rear view mirror	23-15	23-21-15 to 23-21-22
R			Rear wheel bearing	22-3	22-07-1 to 22-07-27
Radiator core	7-4	7-11-3 to 7-11-33	Rear wheel cylinder inlet connection. .	5-11	5-66-1 to 5-66-12
Radiator drain cock	7-4	7-13-2	Receiver, ash	1-7	1-18-2 to 1-18-6
Radiator filler cap	7-4	7-12-1	Reinforcement and bracket	23-11, 23-12	23-07-114 to 23-07-378
Radiator hose	7-4, 7-5	7-14-4 to 7-14-26	Retainer, transmission rear bearing .	21-4	21-23-2 to 21-23-17
Radiator support	7-5	7-29-1 to 7-29-62	Retainer and gear, transmission main drive	21-3	21-09-2 to 21-09-36
Radiator tube	7-4, 7-5	7-14-4 to 7-14-26	Ring, piston	9-9, 9-10	9-35-1 9-35-1
Rail, body	23-20, 23-21	23-51-13 to 23-51-78	Ring, wheel disc rim base slide	22-3	22-11-9
Rail, frame side	13-2	13-03-2 to 13-03-12	Rod, accelerator pedel.	14-5	14-07-1
Rail, transmission gearshift	21-5, 21-6	21-34-8 to 21-34-96	Rod, clutch pedel.	6-7	6-50-1
			Rod, connecting	9-9	9-31-4 to 9-31-10
			Rod, hand brake lever pawl	4-3	4-21-1
			Rod, hand brake pull	4-3	4-20-2 to 4-20-19
			Rod, master cylinder piston push . . .	5-9, 5-10	5-47-2 to 5-47-4

PART NAME	PAGE NO.	CODE	PART NAME	PAGE NO.	CODE
Rod, steering knuckle tie	2-4	2-07-1 to 2-07-51	Shaft, steering gear.	19-4	19-19-4 to 19-19-40
Roller and bushing, universal joint cross.	16-2	16-10-1 to 16-10-7	Shaft, transmission main.	21-4	21-16-3
Roof	23-19, 23-20	23-40-12 to 23-40-92	Shaft, transmission reverse idler	21-4	21-12-1
Roof moulding	23-21	23-59-2 to 23-59-57	Shaft, water pump.	7-6	7-45-3 to 7-45-54
Rotor, oil pump	10-3	10-14-19	Shaft and plate, manifold heat control valve.	9-12	9-59-5 to 9-59-8
S					
Screen, clutch housing vent	6-4	6-11-2 to 6-11-6	Shield, brake support splash	5-7	5-16-1
Screw, carburetor	14-9	14-54-4 to 14-54-78	Shield, cowl wheelhouse splash	12-2	12-32-3 to 12-32-8
Scuff plate	23-19	23-37-14 to 23-37-16	Shield, fuel pump heat	14-11	14-81-1 to 14-81-2
Seal, body.	23-16, 23-17	23-31-6 to 23-31-152	Shield, rear fender stone.	12-2	12-23-4
Seal, crankshaft bearing oil	9-8	9-11-1 to 9-11-8	Shock, absorber	17-3, 17-4	17-23-3 to 17-23-56
Seal, drive shaft oil	3-9	3-35-14	Shock absorber bracket.	17-4	17-24-3
Seal, transmission main shaft rear bearing oil	21-4	21-22-2 7-46-1 to 7-46-13	Shock absorber component parts	17-5	17-26-2 to 17-26-40
Seal, water pump.	7-6	7-46-1 to 7-46-13	Shoe and facing, brake	5-7	5-03-1 to 5-03-23
Seat, front	23-20	23-45-107 to 23-45-260	Shroud, fan	7-4	7-08-2
Seat guide	23-20	23-47-52 to 23-47-247	Signal, directional	1-7, 1-8	1-25-6 to 1-25-75
Sector, hand brake lever	4-2	4-12-1 to 4-12-2	Signal switch	8-22,	8-58-60 to 8-58-63
Shackle, front spring	17-2	17-06-3 to 17-06-13	Sill, body	23-20, 23-21	23-51-13 to 23-51-78
Shackle, rear spring	17-3	17-16-3 to 17-16-15	Sleeve and gear, transmission clutch	21-4	21-14-5 to 21-14-21
Shaft, accelerator.	14-5	14-11-1 to 14-11-28	Spare wheel carrier	22-3	22-21-2 to 22-21-12
Shaft, clutch pedal	6-6	6-43-1	Spare wheel carrier lock	22-4	22-48-18 to 22-48-36
Shaft, differential pinion	3-7	3-08-1	Speedometer gear and pinion	21-6	21-85-4 to 21-85-76
Shaft, drive	3-8	3-32-1 to 3-32-46	Spoon, hand brake lever	4-3	4-14-22 to 4-14-26
Shaft, hand brake cross	4-4	4-27-1 to 4-27-10	Spotlight.	1-11, 1-12	1-108-1 to 1-108-50
Shaft, propeller.	16-2	16-02-1 to 16-02-4	Spotlight switch	1-12	1-108-28
			Spring, brake pedal pull-back	5-9	5-34-1
			Spring, brake shoe guide	5-8	5-26-1 to 5-26-4
			Spring, carburetor	14-7	14-36-1 to 14-36-35
			Spring, clutch pressure	6-5	6-16-1

PART NAME	PAGE NO.	CODE	PART NAME	PAGE NO.	CODE
Spring, clutch release bearing pull-back	6-6	6-20-14	Striker, body	23-12, 23-13	23-08-12 to 23-08-70
Spring, hand brake cable	4-3	6-20-16 4-19-1 to 4-19-4	Stud, crankshaft bearing	9-7, 9-8	9-10-5 to 9-10-22
Spring, master cylinder piston return	5-9	5-46-1	Support, engine	9-12	9-64-5 to 9-64-33
Spring, throttle pedal return	14-5	14-06-1 to 14-06-10	Support, fuel tank	14-12	14-88-2 to 14-88-33
Spring and bushing, front	17-2	17-01-3 to 17-01-17	Support, radiator	7-5	7-29-1 to 7-29-62
Spring and bushing, rear	17-2	17-11-3 to 17-11-17	Support, tail pipe	11-2	11-10-3
Sprocket, camshaft	9-8	9-17-5 to 9-17-20	Support and bracket, muffler	11-2	11-02-4
Sprocket, crankshaft	9-7	9-08-5	Switch, brake holder	1-9	1-43-15
Standard Parts	18-1		Switch, brake holder control	5-8	5-23-2
Starting motor	8-19, 8-20	8-52-4 to 8-52-60	Switch, brake holder solenoid	5-8	5-23-14
Steering column jacket	19-3	19-14-1 to 19-14-74	Switch, dimmer	8-21	8-53-150
Steering gear	19-3	19-01-8	Switch, directional signal control	1-7	1-25-9
Steering gear arm	19-4	19-27-2 to 19-27-34	Switch, directional signal lamp control	8-18	8-50-82
Steering gear grease retaining tube	19-3	19-13-2	Switch, dome lamp (w/socket)	8-10	8-05-14
Steering gear housing	19-3	19-02-4 to 19-02-17	Switch, fog light	1-9	1-34-29
Steering gear housing lower cover	19-3	19-04-1 to 19-04-13	Switch, headlamp	8-21	8-53-270
Steering gear shaft	19-4	19-19-4 to 19-19-40	Switch, heater	1-11	1-48-770
Steering gear to frame bracket	19-3	19-12-1	Switch, heater windshield defroster	1-10	1-48-300
Steering gear tube and worm	19-3, 19-4	19-15-3 to 19-15-63	Switch, ignition lock (w/housing)	8-16	8-35-59
Steering knuckle arm	2-4	2-05-4 to 2-05-7	Switch, instrument panel lamp	8-21	8-53-210
Steering knuckle tee rod	2-4	2-07-1 to 2-07-51	Switch, signal	8-22	8-58-60
Steering post bracket	19-4, 19-5	19-31-1 to 19-31-38	Switch, spotlight	1-12	1-108-28
Steering wheel	19-4	19-30-4 to 19-30-18	Switch, stop lamp	8-22	8-58-60
Stop, manifold heat control valve	9-12	9-62-1 to 9-62-2	Switch, utility light	1-7	1-15-3
Stop lamp switch	8-22	8-58-60	Switch, windshield wiper	23-24	23-67-160
Strainer, fuel pump	14-11	14-80-1 to 14-80-8	Switch, windshield wiper parking	23-24	23-67-168
Strainer, oil	10-4	10-23-7	Switch and lamp, dome	8-10	8-05-6 to 8-05-25
Strap, ground	8-11	8-18-2	Switches	8-21	8-53-150 to 8-53-296
			T		
			Tail and signal lamp	8-21, 8-22	8-55-7 to 8-55-301
			Tail pipe and clamp	11-2	11-09-1 to 11-09-3
			Tail pipe support	11-2	11-10-3
			Take-off, transmission power	21-3	21-08-1 to 21-08-3
			Tank, fuel	14-12	14-86-1 to 14-86-36
			Tappet, valve	9-10	9-41-4 to 9-41-5
			Tee, brake tube	5-11	5-58-1 to 5-58-8

PART NAME	PAGE NO.	CODE	PART NAME	PAGE NO.	CODE
Thermostat	7-5	7-41-4 to 7-41-16	Transmission rear bearing retainer . .	21-4	21-23-2 to 21-23-17
Thermostat, manifold heat control valve	9-12	9-58-1 to 9-58-14	Transmission reverse idler gear	21-3	21-11-1 to 21-11-2
Throttle control bell crank	14-5	14-14-1 to 14-14-24	Transmission reverse idler shaft	21-4	21-12-1
Throttle control button and wire	14-5	14-24-2 to 14-24-7	Transmission power take-off	21-3	21-08-1 to 21-08-3
Throttle control lever	14-5	14-17-1	Transmission service package	21-3	21-01-3
Throttle control return spring ex- tension	14-5	14-23-8	Transmission speedometer cable	21-6	21-84-1 to 21-84-5
Throttle control wire tube bracket . . .	14-6	14-26-1 to 14-26-2	Tray, battery	13-2	13-33-61
Throttle pedal return spring	14-5	14-06-1 to 14-06-10	Trim, front seat	23-25	23-108-2 to 23-108-16
Timing chain	9-8	9-20-1	Trimming material	23-26	23-114-10 to 23-114-15
Toe board	23-10, 23-11	23-04-5 to 23-04-213	Tube, axle brake	5-10	5-54-1
Tool box	23-21	23-56-6 to 23-56-19	Tube, booster brake	5-14	5-107-1 to 5-107-19
Transmission	21-3	21-02-1	Tube, brake frame	5-10	5-53-13 to 5-53-38
Transmission case	21-3	21-03-1	Tube, camshaft gear or sprocket oil . .	9-8	9-19-3
Transmission clutch gear and sleeve . .	21-4	21-14-5 to 21-14-21	Tube, carburetor	14-8	14-44-1
Transmission countershaft	21-4, 21-5	21-24-2 to 21-24-19	Tube, master cylinder brake	5-10	5-52-10 to 5-52-19
Transmission countershaft bearing . . .	21-5	21-25-2 to 21-25-4	Tube, oil filter	10-4	10-27-1 to 10-27-23
Transmission countershaft gear	21-4	21-15-2 to 21-15-33	Tube, oil gauge	10-3	10-05-4 to 10-05-19
Transmission gearshift cover	21-5	21-29-2 to 21-29-51	Tube, radiator	7-4, 7-5	7-14-4 to 7-14-26
Transmission gearshift fork	21-6	21-39-3 to 21-39-23	Tube, steering gear grease retaining . .	19-3	19-13-2
Transmission gearshift lever	21-5	21-30-2 to 21-30-153	Tube and hose, fuel pump	14-12	14-85-1
Transmission gearshift rail	21-5, 21-6	21-34-8 to 21-34-96	Tube and worm, steering gear	19-3, 19-4	19-15-3 to 19-15-63
Transmission main drive gear and retainer	21-3	21-09-2 to 21-09-36	Tubing, fuel tank	14-12	14-89-15 to 14-89-57
Transmission main shaft	21-4	21-16-3	U		
Transmission main shaft gear	21-3	21-10-4 to 21-10-78	Unit, fuel gauge tank	14-10	14-72-1 to 14-72-11
Transmission main shaft pilot bearing .	21-4	21-17-2 to 21-17-9	Universal joint	16-2	16-03-1
Transmission main shaft rear bearing .	21-4	21-19-2	Universal joint cross	16-2	16-08-6 to 16-08-19
Transmission main shaft rear bearing oil seal	21-4	21-22-2	Universal joint cross roller and bushing	16-2	16-10-1 to 16-10-7
			Utility light	1-7	1-15-1 to 1-15-3
			Utility light switch	1-7	1-15-3

PART NAME	PAGE NO.	CODE	PART NAME	PAGE NO.	CODE
V			Weatherstrip	23-22, 23-23	23-63-10 to 23-63-167
Valve, booster brake check	5-14	5-105-1 to 5-105-2	Welt, body	23-26	23-113-50
Valve, booster cylinder vacuum	5-13, 5-14	5-103-3 to 5-103-34	Welt, front fender	12-2	12-02-5
Valve exhaust	9-10	9-39-1 to 9-39-17	Welt, rear fender	12-2	12-20-4
Valve, fuel pump	14-11	14-78-4 to 14-78-5	Wheel	22-2	22-01-5
Valve intake	9-10	9-39-1 to 9-39-17	Wheel, steering	19-4	19-30-4 to 19-30-18
Valve, master cylinder	5-9	5-43-1 to 5-43-3	Wheel brake drum	22-2	22-04-1 to 22-04-17
Valve and parts, carburetor throttle	14-7	14-38-4 to 14-38-12	Wheel cylinder	5-11	5-64-1
Valve spring cover	9-10	9-40-1 to 9-40-13	Wheel cylinder bleeder	5-11	5-67-1
Valve tappet	9-10	9-41-4 to 9-41-5	Wheel cylinder boot	5-11	5-69-1
Variable speed governor	14-10	14-68-3 to 14-68-20	Wheel cylinder piston	5-12	5-70-1
Ventilator, crankcase	10-3	10-02-15 to 10-02-17	Wheel cylinder piston cup	5-12	5-71-1 to 5-71-2
Ventilator, dash	23-21	23-61-14 to 23-61-101	Wheel cylinder piston cup expander	5-12	5-72-1
Visor, windshield	23-25	23-103-3 to 23-103-10	Wheel cylinder service package	5-11	5-63-1
W			Wheel disc rim base side ring	22-3	22-11-9
Washer, carburetor	14-9	14-54-4 to 14-54-78	Wheel hub	22-2	22-05-1 to 22-05-24
Water pump	7-5	7-42-1 to 7-42-4	Wheel hub and brake drum	22-2	22-03-1 to 22-03-2
Water pump body	7-5, 7-6	7-43-1 to 7-44-2	Window	23-23	23-64-51 to 23-64-318
Water pump body cover plate	7-6	7-44-6 to 7-48-12	Windshield	23-23	23-66-29 to 23-66-235
Water pump by-pass elbow	7-6	7-48-16 to 7-46-1	Windshield garnish moulding	23-15	23-22-145
Water pump seal	7-6	7-46-1 to 7-46-13	Windshield visor	23-25	23-103-3 to 23-103-10
Water pump shaft	7-6	7-45-3 to 7-45-54	Windshield wiper	23-24, 23-25	23-67-5 to 23-67-213
Water pump impeller	7-6	7-45-3 to 7-45-54	Windshield wiper parking switch	23-24	23-67-168
			Windshield wiper switch	23-24	23-67-160
			Wiper, windshield	23-24, 23-25	23-67-5 to 23-67-213
			Wire and button, throttle control	14-5	14-24-2 to 14-24-7
			Wiring, chassis and body	8-10	8-15-4 to 8-15-32
			Wiring, instrument panel	8-11	8-19-26
			Worm and tube, steering gear	19-3, 19-4	19-15-3 to 19-15-63
Y					
			Yoke, propeller shaft	16-3	16-20-1 to 16-20-3
			Yoke, propeller shaft splined or sliding	16-2	16-14-1 to 16-14-9

PART NUMBER	PAGE NO.	CODE	PART NUMBER	PAGE NO.	CODE	PART NUMBER	PAGE NO.	CODE	PART NUMBER	PAGE NO.	CODE
-------------	----------	------	-------------	----------	------	-------------	----------	------	-------------	----------	------

NUMERICAL INDEX

40 654...8-13... 8-29-2	41 558...2-4... 2-04-6	42 971...21-5... 21-30-6	43 761...8-14...8-29-314	44 650...9-8... 9-11-8	44 758...8-21... 8-55-293 23-17...23-31-24	48 004...14-12... 14-88-33	50 054...9-7... 9-07-8	50 082...9-7... 9-05-6	50 291...8-17... 8-37-154	50 519...6-6... 6-22-2	50 722...10-4... 10-24-37	51 019...5-9... 5-39-23 7-6... 7-44-6	51 104...8-19... 8-52-51	51 421...5-10... 5-56-2 8-10... 8-15-32	51 561...9-12... 9-48-43	52 570...7-4... 7-06-2	52 833...19-4... 19-27-8	52 855...19-4... 19-27-9	53 298...9-7... 9-07-12	55 175...8-20... 8-52-502	55 481...17-2... 17-05-6	55 985...14-10... 14-72-9	76 390...5-7... 5-03-10	77 041...5-9... 5-43-3	77 043...5-9... 5-45-1	77 526...5-12... 5-71-1	77 607...5-7... 5-19-7	77 838...5-12... 5-71-1	77 840...5-12... 5-71-2	79 193...5-11... 5-66-4	79 361...5-9... 5-40-2	79 363...5-9... 5-40-2	79 364...5-9... 5-44-8	79 372...5-9... 5-47-2	79 373...5-9... 5-40-1	79 374...5-9... 5-46-1	79 376...5-9... 5-44-10	100,000 to 199,999 See Standard Parts List D-11171	105 456...10-4... 10-24-38	106 653...1-9... 1-34-35	115 273...1-7... 1-25-25 8-17... 8-44-1	125 588...8-17... 8-44-1	142 303...8-17... 8-44-1	142 304...8-17... 8-44-1	142 308...1-7... 1-25-25	142 499...8-17... 8-44-1	143 933...9-6... 9-02-19	145 435...16-2... 16-08-19	147 684...1-8... 1-25-43 1-12... 1-108-15	147 685...1-8... 1-25-43 1-9... 1-43-13 5-8... 5-23-12	150 189...8-16... 8-36-115	151 360...7-5... 7-14-13	200 393...1-9... 1-34-30 1-10... 1-48-509	200 394...1-9... 1-34-30	200 434...9-10... 9-36-7	208 483...9-10... 9-36-5	208 485...9-10... 9-36-5	211 318...1-7... 1-25-24 1-8... 1-25-35 1-8... 1-25-75 1-9... 1-43-21 1-9... 1-43-23 5-8... 5-23-20 8-10... 8-15-24 8-10... 8-16-2 8-11... 8-19-26 8-16... 8-36-27 8-18... 8-50-142 8-18... 8-50-155 8-19... 8-50-195	300 133...8-21... 8-55-214	300 134...8-21... 8-55-206	300 137...8-21... 8-55-235	300 138...8-21... 8-55-237	300 139...8-21... 8-55-236	300 934...1-11... 1-48-775	301 034...10-3... 10-02-17	303 615...5-7... 5-03-23	306 292...5-11... 5-66-1	306 769...6-6... 6-26-14	308 246...5-7... 5-19-7	308 466...16-3... 16-20-2	312 773...1-9... 1-39-4	312 941...14-10... 14-72-11	313 073...12-2... 12-32-8 23-16... 23-31-6 23-17... 23-31-20	313 503...21-5... 21-29-51	313 514...21-5... 21-29-47	313 515...21-5... 21-30-149	313 516...21-5... 21-30-153	314 278...5-8... 5-19-12	314 279...5-7... 5-19-11	314 926...6-5... 6-14-10	316 767...6-5... 6-17-8	316 851...5-9... 5-45-8	317 448...21-5... 21-30-109	317 942...9-12... 9-48-33	318 042...9-12... 9-50-2	318 748...2-3... 2-02-8	318 759...2-3... 2-02-45	320 031...9-10... 9-36-5	356 513...12-2... 12-20-4 12-2... 12-02-5	376 749...9-3... 19-15-60	376 751...19-4... 19-15-63	378 987...8-21... 8-55-159	385 386...6-7... 6-46-2	385 532...8-17... 8-39-16 8-17... 8-41-37	385 571...8-10... 8-16-2	385 573...1-9... 1-34-30 1-10... 1-48-301 1-10... 1-48-302 1-10... 1-48-509 8-10... 8-16-2 23-24... 23-67-41 23-25... 23-67-197	386 699...9-3... 19-14-35	386 701...9-3... 19-14-74	389 413...14-6... 14-26-2	391 888...14-5... 14-14-24 23-11... 23-04-57	392 695...5-8... 5-22-1	393 613...6-5... 6-16-1	395 931...9-10... 9-39-17	425 223...10-4... 10-16-9	428 891...14-12... 14-86-14	444 472...3-6... 3-01-21	480 215...23-25... 23-103-7	492 365...23-23... 23-64-54	502 182...2-3... 2-02-12	509 977...16-2... 16-16-43	510 390...5-12... 5-71-1	510 855...17-3... 17-15-6	512 530...8-10... 8-15-32	516 219...2-3... 2-02-43	517 362...21-6... 21-39-20	517 364...21-6... 21-34-43	517 373...21-6... 21-34-47	517 384...4-2... 4-06-11	520 229...19-4... 19-30-18	527 160...17-2... 17-05-1	536 249...4-2... 4-03-4	537 206...17-2... 17-05-1	537 899...5-7... 5-19-4	547 645...14-12... 14-86-35	548 010...13-3... 13-46-11	548 011...13-3... 13-46-11	556 514...14-12... 14-86-36	556 833...21-3... 21-09-23	556 844...21-6... 21-39-3	556 875...21-3... 21-08-1	556 882...21-6... 21-34-41	556 888...21-5... 21-24-15	556 890...21-6... 21-34-42	556 902...21-6... 21-34-32	556 906...23-14... 23-14-125	556 939...16-2... 16-16-28	561 082...6-4... 6-10-10	561 083...6-4... 6-10-15	562 117...16-3... 16-16-48	562 119...16-3... 16-17-18	562 120...16-2... 16-16-46	562 536...16-3... 16-20-3	562 571...2-3... 2-02-13	563 099...16-2... 16-14-7	563 572...3-7... 3-22-25	564 052...22-3... 22-08-57	564 721...16-3... 16-17-1	564 728...16-2... 16-16-1	564 749...17-2... 17-05-4	564 784...6-4... 6-13-1	565 291...21-5... 21-25-2	566 729...4-2... 4-07-4	567 331...9-12... 9-48-45	567 500...21-3... 21-08-3	568 526...3-8... 3-32-37 3-8... 3-32-45	570 992...2-4... 2-05-6	571 390...21-5... 21-30-16	571 391...21-5... 21-30-46	571 392...21-5... 21-29-46	572 035...21-5... 21-29-48	572 130...19-4... 19-27-34	572 167...4-2... 4-03-2	572 239...4-2... 4-07-1	572 243...4-3... 4-26-5	572 244...4-2... 4-06-11	572 485...16-2... 16-14-8	572 515...16-2... 16-14-9	572 551...4-2... 4-06-5 21-6... 21-39-23	572 603...16-2... 16-10-7	572 604...16-2... 16-10-5	572 967...5-14... 5-105-2	573 318...6-6... 6-20-14	575 723...16-2... 16-10-3	575 785...16-2... 16-08-6	575 787...16-2... 16-10-1	575 790...16-2... 16-10-2	575 791...16-2... 16-16-15	575 792...16-2... 16-16-16	575 793...16-2... 16-16-17	578 969...5-14... 5-113-14	578 994...16-3... 16-20-2	579 193...21-5... 21-25-4	579 194...21-5... 21-24-15	579 195...21-6... 21-34-47	579 197...21-3... 21-11-2
-------------------------	------------------------	--------------------------	--------------------------	------------------------	---	----------------------------	------------------------	------------------------	---------------------------	------------------------	---------------------------	--	--------------------------	--	--------------------------	------------------------	--------------------------	--------------------------	-------------------------	---------------------------	--------------------------	---------------------------	-------------------------	------------------------	------------------------	-------------------------	------------------------	-------------------------	-------------------------	-------------------------	------------------------	------------------------	------------------------	------------------------	------------------------	------------------------	-------------------------	--	----------------------------	--------------------------	--	--------------------------	--------------------------	--------------------------	--------------------------	--------------------------	--------------------------	----------------------------	--	--	----------------------------	--------------------------	--	--------------------------	--------------------------	--------------------------	--------------------------	---	----------------------------	----------------------------	----------------------------	----------------------------	----------------------------	----------------------------	----------------------------	--------------------------	--------------------------	--------------------------	-------------------------	---------------------------	-------------------------	-----------------------------	--	----------------------------	----------------------------	-----------------------------	-----------------------------	--------------------------	--------------------------	--------------------------	-------------------------	-------------------------	-----------------------------	---------------------------	--------------------------	-------------------------	--------------------------	--------------------------	--	---------------------------	----------------------------	----------------------------	-------------------------	--	--------------------------	---	---------------------------	---------------------------	---------------------------	---	-------------------------	-------------------------	---------------------------	---------------------------	-----------------------------	--------------------------	-----------------------------	-----------------------------	--------------------------	----------------------------	--------------------------	---------------------------	---------------------------	--------------------------	----------------------------	----------------------------	----------------------------	--------------------------	----------------------------	---------------------------	-------------------------	---------------------------	-------------------------	-----------------------------	----------------------------	----------------------------	-----------------------------	----------------------------	---------------------------	---------------------------	----------------------------	----------------------------	----------------------------	----------------------------	------------------------------	----------------------------	--------------------------	--------------------------	----------------------------	----------------------------	----------------------------	---------------------------	--------------------------	---------------------------	--------------------------	----------------------------	---------------------------	---------------------------	---------------------------	-------------------------	---------------------------	-------------------------	---------------------------	---------------------------	--	-------------------------	----------------------------	----------------------------	----------------------------	----------------------------	----------------------------	-------------------------	-------------------------	-------------------------	--------------------------	---------------------------	---------------------------	---	---------------------------	---------------------------	---------------------------	--------------------------	---------------------------	---------------------------	---------------------------	---------------------------	----------------------------	----------------------------	----------------------------	----------------------------	---------------------------	---------------------------	----------------------------	----------------------------	---------------------------

PART NUMBER	PAGE NO.	CODE	PART NUMBER	PAGE NO.	CODE	PART NUMBER	PAGE NO.	CODE	PART NUMBER	PAGE NO.	CODE
1266 439	17-5	17-26-32	1267 509	5-13	5-100-43	1271 150	8-17	8-37-372	1273 688	13-3	13-46-7
1266 493	8-14	8-29-173	1267 510	5-13	5-100-43	1271 151	8-17	8-37-372	1273 689	13-3	13-46-7
1266 495	8-14	8-29-111	1267 511	5-13	5-100-44	1271 203	8-10	8-05-14	1273 774	22-2	22-03-1
1266 497	8-13	8-29-104	1267 512	5-13	5-100-45		8-21	8-53-210	1273 775	22-2	22-03-1
1266 498	8-13	8-29-100	1267 513	5-13	5-100-52	1271 232	8-17	8-37-372	1273 776	22-2	22-03-2
1266 499	8-13	8-29-1	1267 514	5-14	5-107-10	1271 391	2-3	2-03-3	1273 777	22-2	22-03-2
1266 500	8-14	8-29-146	1267 560	5-13	5-100-30	1271 392	2-3	2-03-3	1273 918	14-12	14-88-2
1266 501	8-14	8-29-147	1267 613	14-12	14-86-35	1271 399	2-3	2-03-4	1274 066	8-11	8-27-1
1266 502	8-14	8-29-165	1267 782	23-24	23-67-167	1271 401	2-3	2-03-18	1274 086	8-12	8-27-190
1266 509	8-21	8-55-265	1267 787	23-24	23-67-160	1271 402	2-4	2-04-2	1274 087	8-12	8-27-232
1266 511	8-21	8-55-135	1267 812	23-24	23-67-101	1271 403	2-4	2-04-6	1274 088	8-12	8-27-226
1266 513	8-21	8-55-75	1267 841	17-3	17-16-3	1271 407	5-12	7-70-1	1274 089	8-12	8-27-223
1266 514	8-21	8-55-7	1267 843	17-2	17-08-8	1271 409	5-12	5-70-1	1274 090	8-12	8-27-138
1266 527	8-14	8-29-174	1267 844	17-4	17-24-3	1271 410	5-12	5-70-1	1274 091	8-12	8-27-96
1266 538	23-24	23-67-48	1267 845	17-4	17-24-3	1271 412	5-12	5-70-1	1274 092	8-12	8-27-158
1266 548	23-24	23-67-79	1267 977	22-2	22-01-5	1271 413	5-12	5-70-1	1274 093	8-12	8-27-216
1266 549	23-24	23-67-79	1267 998	11-2	11-09-3	1271 414	5-12	5-70-1	1274 106	8-11	8-27-1
1266 550	23-24	23-67-98	1268 041	5-14	5-107-18	1271 426	5-11	5-64-1	1274 202	17-5	17-26-6
1266 575	8-10	8-15-4	1268 125	8-19	8-52-4	1271 427	5-11	5-64-1	1274 840	6-4	6-10-15
1266 640	6-4	6-10-2	1268 129	8-13	8-29-1	1271 508	5-11	5-64-1	1274 842	6-4	6-10-10
1266 772	13-2	13-03-2	1268 148	1-9	1-43-17	1271 509	5-11	5-64-1	1275 003	23-22	23-63-10
1266 773	13-2	13-03-2		5-8	5-23-16	1271 639	2-4	2-07-2	1275 035	23-12	23-08-60
1266 782	13-2	13-03-2	1268 164	8-18	8-48-25	1271 768	8-12	8-27-277	1275 049	23-13	23-11-37
1266 783	13-2	13-03-2	1268 356	13-2	13-16-2	1271 971	2-3	2-01-2	1275 050	23-13	23-11-37
1266 788	9-12	9-64-5	1268 585	6-7	6-46-4	1272 165	19-4	19-30-4	1275 056	23-15	23-18-36
1266 862	5-13	5-101-1	1268 594	13-4	13-66-64	1272 166	19-4	19-30-4	1275 057	23-15	23-18-36
1266 863	5-13	5-101-14	1268 595	13-4	13-66-64	1272 226	6-6	6-22-1	1275 062	23-21	23-51-50
1266 869	7-4	7-02-16	1268 601	23-21	23-53-3	1272 307	8-18	8-48-25	1275 063	23-21	23-51-50
1266 913	6-6	6-38-1	1268 603	23-21	23-53-12	1272 319	8-17	8-37-372	1275 066	23-15	23-18-60
1266 914	5-8	5-27-1	1268 710	5-14	5-108-5	1272 337	8-17	8-37-399	1275 067	23-15	23-18-60
1266 948	23-24	23-67-98	1268 715	6-4	6-13-1	1272 338	8-17	8-37-399	1275 077	23-13	23-14-30
1266 950	23-24	23-67-48	1268 844	5-11	5-64-1	1272 348	8-16	8-37-136	1275 078	23-13	23-14-30
1266 951	23-24	23-67-48	1268 845	5-11	5-64-1	1272 350	8-17	8-37-136	1275 080	23-14	23-14-106
1266 952	23-24	23-67-25	1269 109	1-10	1-48-88	1272 351	8-16	8-37-1	1275 084	23-14	23-14-102
1266 953	23-24	23-67-5	1269 180	1-10	1-48-287	1272 373	8-17	8-37-156	1275 085	23-14	23-14-107
1266 954	23-25	23-67-197	1269 182	1-10	1-48-137	1272 378	1-7	1-25-6	1275 086	23-14	23-14-108
1266 969	1-9	1-43-1	1269 183	1-10	1-48-147		8-18	8-50-55	1275 087	23-14	23-14-97
1267 101	5-14	5-107-17	1269 238	8-14	8-29-122	1272 393	1-7	1-12-4	1275 088	23-15	23-18-43
1267 274	10-5	10-27-23	1269 493	4-2	4-08-1	1272 771	22-2	22-05-14	1275 092	23-20	23-51-43
1267 362	23-24	23-67-18	1269 972	4-2	4-13-1	1272 772	22-2	22-05-14	1275 093	23-20	23-51-43
1267 363	23-24	23-67-18	1269 973	4-2	4-12-1	1272 954	2-4	2-07-50	1275 103	23-14	23-14-124
1267 369	8-12	8-27-78	1270 264	17-3	17-16-3	1273 064	14-12	14-88-2	1275 105	23-15	23-18-62
1267 370	8-12	8-27-76	1270 282	13-4	13-66-64	1273 065	14-12	14-88-2	1275 106	23-14	23-14-98
1267 371	8-12	8-27-78	1270 330	13-2	13-01-1	1273 251	1-7	1-12-41	1275 107	23-15	23-18-61
1267 377	1-10	1-48-139	1270 331	13-2	13-01-1	1273 252	8-15	8-34-1	1275 108	23-15	23-18-67
1267 378	8-21	8-55-75	1270 332	13-2	13-01-1	1273 254	8-17	8-37-275	1275 109	23-15	23-21-22
1267 500	5-13	5-100-9	1270 333	13-2	13-01-1	1273 303	1-8	1-25-45	1275 112	23-22	23-63-33
1267 501	5-13	5-100-10	1270 334	13-2	13-01-1	1273 554	22-2	22-05-14	1275 113	23-22	23-63-30
1267 502	5-13	5-100-11	1270 335	21-4	21-14-5	1273 555	22-2	22-05-14	1275 124	23-19	23-34-127
1267 503	5-14	5-103-31	1270 393	17-3	17-19-11	1273 556	22-2	22-05-24	1275 125	23-19	23-34-127
1267 504	5-13	5-100-20	1270 502	14-12	14-86-1	1273 557	22-2	22-05-24	1275 132	23-17	23-31-19
1267 505	5-13	5-100-15	1270 654	14-12	14-86-16	1273 558	7-4	7-14-4	1275 133	23-17	23-31-27
1267 506	5-13	5-100-12	1270 658	8-13	8-28-15	1273 663	6-6	6-26-1	1275 135	23-17	23-31-27
1267 507	5-13	5-100-18	1271 105	3-8	3-22-45	1273 680	13-3	13-46-7	1275 137	23-14	23-15-27
1267 508	5-13	5-100-32	1271 148	21-6	21-84-1	1273 681	13-3	13-46-7	1275 138	12-2	12-32-3

PART NUMBER	PAGE NO.	CODE	PART NUMBER	PAGE NO.	CODE	PART NUMBER	PAGE NO.	CODE	PART NUMBER	PAGE NO.	CODE
1321 681...	14-11...	14-80-6	1343 576....	8-12...	8-27-71	1390 471.....	3-8...	3-32-43	1398 439...	23-25..	23-108-12
1322 695...	14-11...	14-80-5	1343 587....	8-12...	8-27-300	1390 531.....	8-12...	8-27-96	1398 442...	23-25..	23-108-12
1322 732...	14-11...	14-76-4	1343 705....	8-19...	8-52-120	1390 532.....	8-12...	8-27-250	1398 477...	23-26..	23-114-10
1323 833....	14-7...	14-35-6	1343 706....	8-19...	8-52-68	1390 770....	22-2...	22-01-5	1400 211....	9-11...	9-46-67
1324 962....	7-4...	7-06-14	1343 707....	8-19...	8-52-67	1390 774....	22-3...	22-11-9	1400 420....	9-6...	9-01-19
1324 963....	7-4...	7-03-1	1343 708....	8-19...	8-53-41	1391 899....	1-7...	1-25-9	1401 349....	9-6...	9-01-19
1325 181....	17-4...	17-23-52	1343 710....	8-19...	8-52-50		8-18...	8-50-82	1401 521....	9-8...	9-23-5
1325 182....	17-4...	17-23-53	1345 000....	8-20...	8-52-195	1392 937....	5-14...	5-113-5	1402 139....	14-10...	14-67-1
1325 183....	17-4...	17-23-53	1345 005....	8-20...	8-52-135	1392 964....	5-14...	5-113-8	1402 141....	14-10...	14-67-1
1325 973....	7-5...	7-42-1	1345 179....	1-11...	1-108-5	1392 999....	5-7...	5-03-5	1402 615...	14-10...	14-67-6
1325 975....	9-6...	9-01-5	1345 180....	1-11...	1-108-5	1393 000....	5-7...	5-03-5	1402 617...	14-10...	14-67-7
1325 976....	9-10...	9-39-1	1345 181....	1-11...	1-108-12	1393 058....	17-2...	17-11-3	1405 028....	17-5...	17-26-38
1325 977....	7-5...	7-42-4	1345 182....	1-11...	1-108-12	1393 059....	17-2...	17-12-4	1405 845....	7-4...	7-02-1
1325 983....	9-6...	9-01-5	1345 183....	1-12...	1-108-37	1393 060....	17-3...	17-12-4	1407 909....	14-10...	14-73-2
1325 984....	9-10...	9-39-1	1345 184....	1-11...	1-108-9	1393 271....	5-11...	5-64-1	1436 216....	1-7...	1-12-7
1325 994....	1-7...	1-15-1	1345 624...	23-24...	23-67-16	1393 321....	5-11...	5-64-1	1436 958....	1-9...	1-34-13
1326 018....	9-10...	9-35-1	1345 631....	8-16...	8-36-47	1393 439....	17-2...	17-11-3	1436 960....	1-9...	1-34-26
1326 075....	17-3...	17-23-3	1345 632....	8-16...	8-36-48	1393 440....	17-3...	17-12-4	1436 965....	1-8...	1-34-11
1326 102....	14-11...	14-73-5	1345 905....	8-16...	8-36-114	1394 266....	1-8...	1-25-70	1440 378....	1-8...	1-34-1
1326 103....	14-11...	14-73-7	1345 973....	8-13...	8-28-297		8-18...	8-50-92	1440 379....	1-8...	1-34-8
1326 186....	1-10...	1-48-2	1369 644....	8-19...	8-52-122	1394 267....	1-7...	1-25-14	1440 380....	1-8...	1-34-11
1326 233....	7-6...	7-45-31	1369 645....	8-19...	8-52-121		8-18...	8-50-86	1440 381....	1-8...	1-34-12
1326 310....	9-6...	9-03-4	1369 774....	8-12...	8-27-214	1394 268....	1-7...	1-25-13	1440 382....	1-9...	1-34-14
1326 318....	9-6...	9-03-5	1370 438....	1-11...	1-108-1		8-18...	8-50-85	1450 064....	17-3...	17-23-3
1326 319....	9-6...	9-03-5	1370 473....	1-8...	1-34-4	1394 366....	21-3...	21-10-4	1450 083....	5-7...	5-03-1
1326 323....	7-6...	7-44-2	1383 661....	8-14...	8-29-190	1394 367....	21-3...	21-11-1	1450 084....	5-7...	5-03-1
1326 324....	7-6...	7-44-3	1384 081....	8-13...	8-29-100	1394 369....	21-4...	21-15-2	1450 104....	5-11...	5-63-1
1326 325....	7-6...	7-44-4	1390 057....	8-20...	8-52-251	1396 685...	23-26..	23-114-15	1450 124....	9-10...	9-35-1
1326 828....	9-6...	9-02-5	1390 059....	8-20...	8-52-217	1398 044...	23-12..	23-08-12	1450 156...	23-14...	23-14-53
1327 010....	9-6...	9-03-4	1390 060....	8-20...	8-52-216	1398 303...	23-19..	23-40-13	1498 770....	1-7...	1-12-1
1329 268....	1-9...	1-39-3	1390 061....	8-20...	8-52-290	1398 432...	23-25..	23-108-4	1500 428....	1-10...	1-48-70
1339 687....	1-7...	1-12-4	1390 062....	8-19...	8-52-46	1398 433...	23-25..	23-108-5	1500 436....	1-10...	1-48-1
1340 257....	8-16...	8-34-220	1390 063....	8-19...	8-52-76	1398 434...	23-25..	23-108-12	1501 797....	8-20...	8-52-287
1343 331....	1-9...	1-39-3	1390 469....	3-8...	3-32-44	1398 435...	23-25..	23-108-16			
1343 573....	8-13...	8-28-74	1390 470....	3-8...	3-32-43	1398 438...	23-25..	23-108-4			

