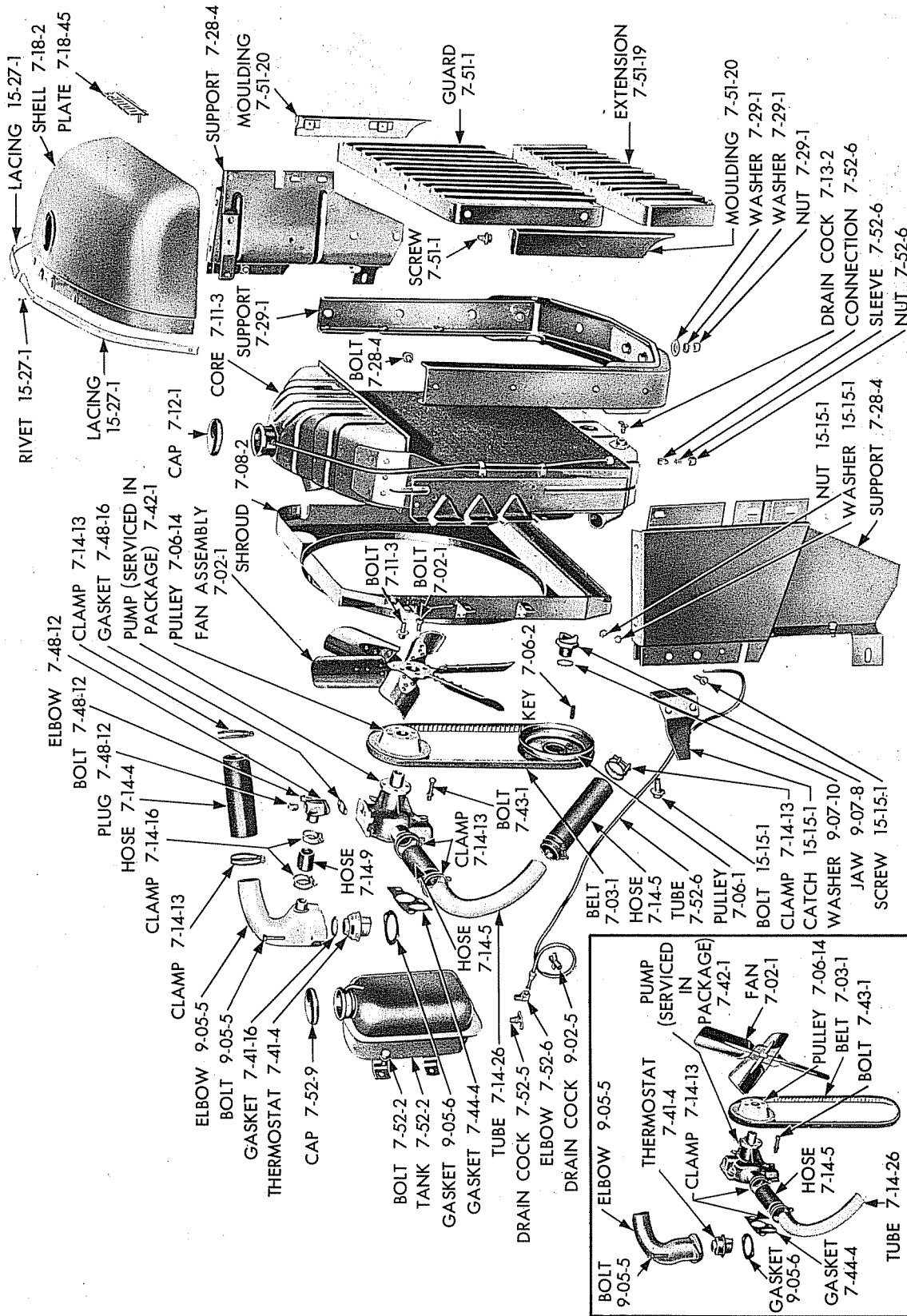


GROUP 7 - COOLING



19x6041

RADIATOR GRILLE AND COOLING SYSTEM

- AFTER JOBS -

Plate 7-1

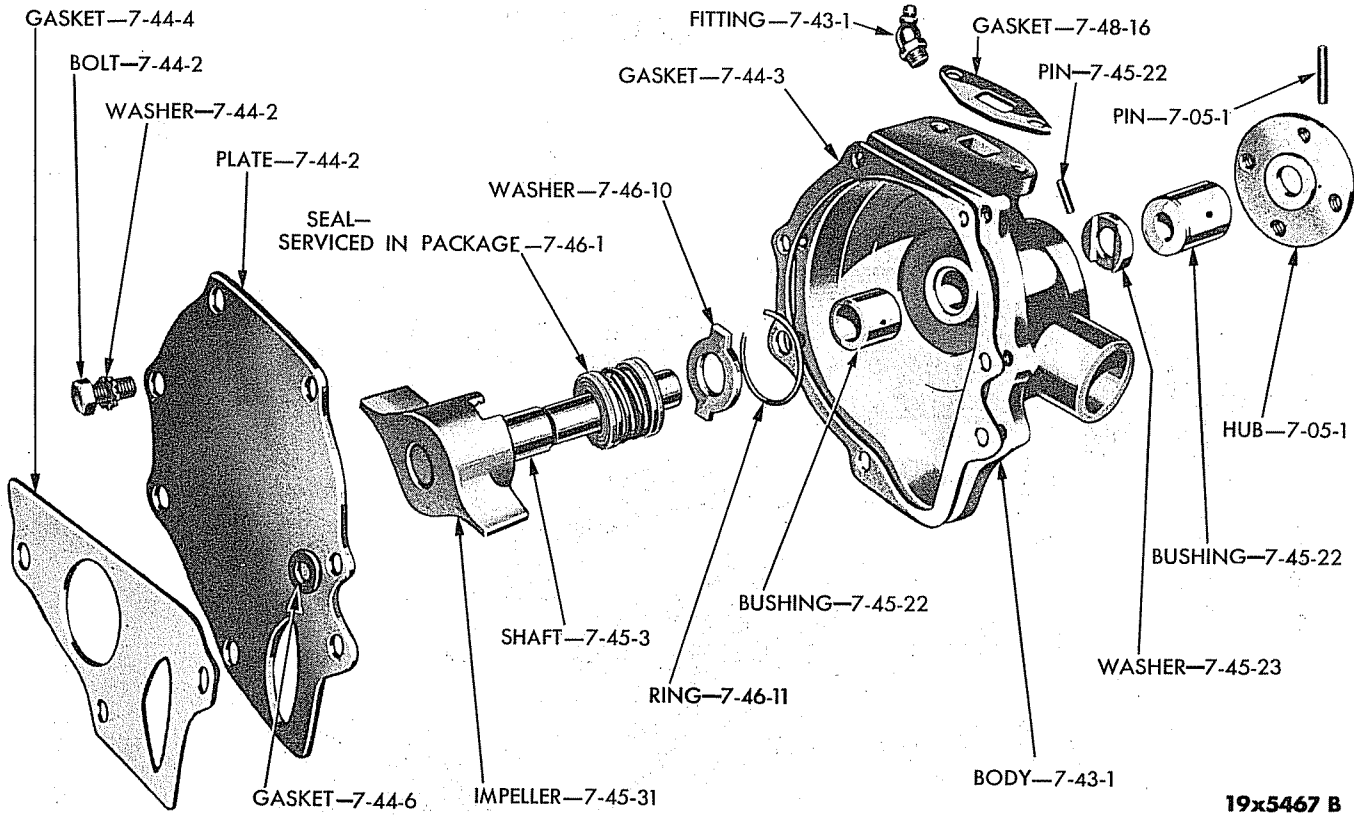


Plate 7-2

WATER PUMP (UP-TO-TYPE)

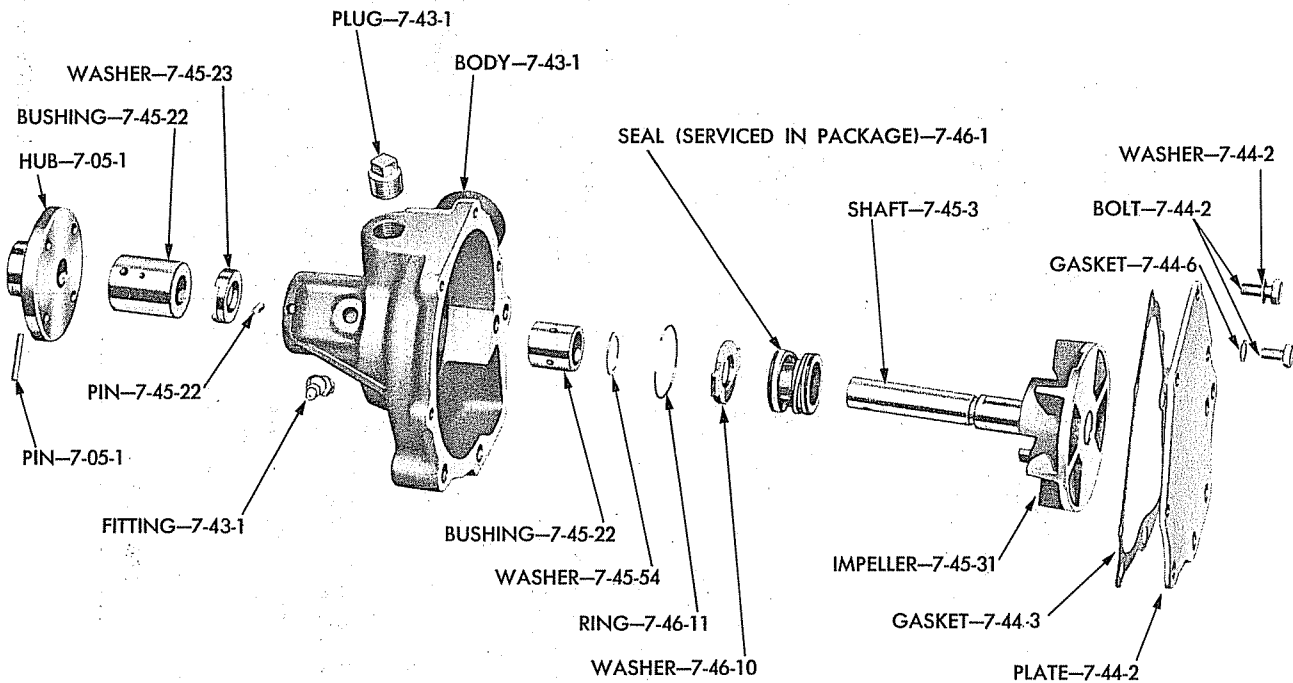


Plate 7-3

WATER PUMP (AFTER TYPE)

CODE	PART NAME AND DESCRIPTION	B SERIES NO.	C SERIES NO.	MODEL CODES		PART NO.
				WDX	PW	
<b>7-02-0 FAN ASSEMBLY</b>						
7-02-1	FAN (up to serial No. 83918574 Det. and 88766068 Cal. built) . . . . .	1, 2		1	1	916 678
	(after the above serial No.) . . . . .	2, 3, 4			1	1405 845
	Bolt, 5/16"-18 x 7/8" . . . . .	-	-	4	4	180 078
	Washer, lock . . . . .	-	-	4	4	120 214
7-02-16	SPACER (after serial No. 83918574 Det. and 88766068 Cal. built) . . . . .	-	-		1	920 544
					1	920 544
<b>7-03-0 FAN AND GENERATOR BELT</b>						
7-03-1	BELT . . . . .	-	-	1	1	1191 449
<b>7-05-0 FAN PULLEY HUB</b>						
7-05-1	HUB . . . . .	-	-	1	1	1122 214
	Pin, stght. . . . .	-	-	1	1	136 301
<b>7-06-0 FAN PULLEY</b>						
7-06-1	PULLEY, Drive Lower UP TO Engine No. 58027 . . . . .	-	-	1	1	* 633 735
	Lower AFTER Engine No. 58027 . . . . .	-	-		1	E1551 237
7-06-2	KEY, Drive Pulley . . . . .	-	-	1	1	52 570
7-06-14	PULLEY, Driven (upper) . . . . .	-	-	1	1	641 700
<b>7-08-0 FAN SHROUD</b>						
7-08-2	SHROUD . . . . .	-	-	1	1	1189 692
<b>7-11-0 RADIATOR CORE</b>						
7-11-3	CORE . . . . .	-	-	1	1	1189 699
	Bolt, 3/8"-24 x 3/4" . . . . .	-	-	6	6	181 635
	Nut . . . . .	-	-	6	6	120 369
	Washer, lock . . . . .	-	-	6	6	120 382
<b>7-12-0 RADIATOR FILLER CAP</b>						
7-12-1	CAP . . . . .	-	-	1	1	1501 880
<b>7-13-0 RADIATOR DRAIN COCK</b>						
7-13-2	DRAIN COCK (up to serial No. 83929243) . . . . .	-		1	1	103 647
	(after serial No. 83929243) . . . . .	-			1	863 015
					1	863 015
<b>7-14-0 RADIATOR HOSE AND TUBE</b>						
7-14-1	HOSE (1" I.D. x 3 ft. lgh.) . . . . .	-	-	*	*	734 748
	(1 1/2" I.D. x 3 ft. lgh.) . . . . .	-	-	*	*	734 737
	(2" I.D. x 3 ft. lgh.) . . . . .	1, 2, 3		*	*	734 866
7-14-4	HOSE, Inlet (specify 7" of 734 866 Hose) (up to serial No. 83931055) . . . . .	1, 2, 3		1	1	----
	(after serial No. 83931055) . . . . .	3, 4			1	1500 151
	UP TO serial No. 83947778 . . . . .		1		1	*1500 151
	AFTER Serial No. 83947778 . . . . .		3		1	*1500 151
7-14-5	HOSE, Outlet (upper) (specify 4" of 734 737 Hose) . . . . .	-	-	1	1	E1662 497
	(lower) (specify 7 3/4" of 734 737 Hose) . . . . .	-	-	1	1	----
7-14-9	HOSE, Water Pump By-Pass (specify 1 5/8" of 734 748 Hose) (up to engine No. T137-21560) . . . . .	1, 2		1	1	----

\* Indicates use as required

Prices and specifications subject to change without notice.

☐ Indicates parts not listed in any previous parts books.

\* Indicates change or addition.

Series No. (1 indicates B-1 Series) (2 indicates B-2 Series) (3 indicates B-3 Series) (4 indicates B-4 Series)

Series No. (1 indicates C-1 Series) (3 indicates C-3 Series)

Printed in U.S.A.

Where dash (-) is shown in Series Column Part is for All.

**POWER WAGON PARTS LIST**

COOLING

CODE	PART NAME AND DESCRIPTION	B SERIES NO.	C SERIES NO.	MODEL CODES		PART NO.
				WDX	PW	
<b>7-14-0 RADIATOR HOSE AND TUBE - Cont'd</b>						
7-14-13	CLAMP, Inlet Hose (up to serial No. 83931055 Det. and 88767201 Cal. Built) . . . . .	1, 2, 3	-	2	2	870 469
	(after serial No. 83931055 Det. and 88767201 Cal. Built) . . . . .	3, 4	-	-	2	151 360
	Outlet Hose . . . . .	-	-	6	6	151 360
7-14-16	CLAMP, Water Pump By-Pass Hose (up to engine No. T137-21560) . . . . .	1, 2	-	2	2	870 469
7-14-26	TUBE, Outlet . . . . .	-	-	1	1	924 177
<b>7-18-0 RADIATOR UPPER SHELL</b>						
7-18-2	SHELL . . . . .	-	-	1	1	1095 409
	Bolt, 3/8"-24 x 1" . . . . .	-	-	4	4	181 637
7-18-45	PLATE, Name . . . . .	-	-	1	1	1095 796
	Nut . . . . .	-	-	3	3	177 758
<b>7-28-0 RADIATOR SIDE SHELL AND SUPPORT</b>						
7-28-4	SUPPORT, w/Side SHELL, Right . . . . .	-	-	1	1	1095 441
	Left . . . . .	-	-	1	1	1095 442
	Bolt, 7/16"-20 x 1 1/4" . . . . .	-	-	4	4	181 668
	Nut . . . . .	-	-	4	4	120 369
<b>7-29-0 RADIATOR CORE SUPPORT</b>						
7-29-1	SUPPORT, w/BOLTS . . . . .	-	-	1	1	924 175
	Nut . . . . .	-	-	2	2	120 371
	Washer, lock . . . . .	-	-	2	2	120 384
	Washer, plain . . . . .	-	-	2	2	120 390
7-29-8	NUT, Clinch . . . . .	-	-	4	4	657 417
7-29-62	BRACKET . . . . .	-	-	1	1	923 056
	Bolt, 3/8"-24 x 1 1/4" . . . . .	-	-	2	2	181 639
	Nut . . . . .	-	-	2	2	120 369
	Washer, lock . . . . .	-	-	2	2	120 382
	Bolt, 1/2"-20 x 1 1/4" . . . . .	-	-	2	2	181 698
	Washer, lock . . . . .	-	-	2	2	120 384
<b>7-37-0 RADIATOR TIE ROD</b>						
7-37-2	ROD . . . . .	-	-	2	2	921 159
	Bolt, 3/8"-24 x 1" . . . . .	-	-	2	2	181 647
	Nut . . . . .	-	-	2	2	120 369
	Washer, lock . . . . .	-	-	2	2	120 382
	Nut . . . . .	-	-	4	4	124 634
<b>7-41-0 THERMOSTAT</b>						
7-41-4	THERMOSTAT (165°) (up to engine No. T137-21560) . . . . .	1, 2	-	1	1	867 159
	(165°) (after engine No. T137-21560) . . . . .	2, 3, 4	-	-	1	E1551 064
	(180°) (up to engine No. T137-21560) . . . . .	1, 2	-	1	1	1124 989
	(180°) (after engine No. T137-21560) . . . . .	2, 3, 4	-	-	1	852 780
	(180°) . . . . .	-	-	-	1	852 780
7-41-16	GASKET (up to engine No. T137-21560) . . . . .	1, 2	-	1	1	863 220
<b>7-42-0 WATER PUMP</b>						
7-42-1	PUMP PACKAGE (up to engine No. T137-21560) . . . . .	1, 2	-	1	1	1064 750
	(after engine No. T137-21560) . . . . .	2, 3, 4	-	-	1	*1603 326
7-42-4	PUMP REPAIR KIT . . . . .	-	-	1	1	*1325 977

★ Indicates use as required

⊠ Indicates parts not listed in any previous parts books.

Series No. (1 indicates B-1 Series) (2 indicates B-2 Series) (3 indicates B-3 Series) (4 indicates B-4 Series)

Series No. (1 indicates C-1 Series) (2 indicates C-2 Series) (3 indicates C-3 Series)

Where dash (-) is shown in Series Column Part is for All.

Prices and specifications subject to change without notice.

\* Indicates change or addition.

Printed in U.S.A.

April 30, 1956 Supersedes June 15, 1954.

CODE	PART NAME AND DESCRIPTION	B SERIES NO.	C SERIES NO.	MODEL CODES		PART NO.
				WDX	PW	
<b>7-43-0 WATER PUMP BODY</b>						
7-43-1	BODY (up to engine No. T137-21560)	1,2		1	1	865 491
	Bolt, 3/8"-16 x 2 3/8"	1,2		1	1	189 301
	Bolt, 3/8"-16 x 2"	1,2		2	2	180 130
	Washer, lock	1,2		3	3	120 382
	Fitting, Lubricant	1,2		1	1	145 434
<b>7-44-0 WATER PUMP BODY COVER PLATE</b>						
7-44-2	PLATE (up to engine No. T137-21560)	1,2		1	1	637 438
	(after engine No. T137-21560)	2,3,4				1326 323
	Bolt, 1/4"-20 x 5/8"	-	-	4	4	180 018
	Washer, lock	-	-	3	3	121 753
7-44-3	GASKET	-	-	1	1	1326 324
7-44-4	GASKET, Pump to Block (up to engine No. T137-21560)	1,2		1	1	*1326 325
	(after engine No. T137-21560)	2,3,4				1326 325
7-44-6	GASKET, Cover Plate Screw	-	-	1	1	51 019
<b>7-45-0 WATER PUMP SHAFT AND IMPELLER</b>						
7-45-3	SHAFT	-	-	1	1	1139 400
7-45-22	BUSHING, Front	-	-	1	1	865 492
	Rear	-	-	1	1	600 803
	Pin, stght.	-	-	1	1	110 417
7-45-23	WASHER, Thrust	-	-	1	1	600 804
7-45-31	IMPELLER (up to engine No. T137-21560)	1,2		1	1	600 805
	Pin, stght.	1,2		1	1	112 019
	IMPELLER (after engine No. T137-21560)	2,3,4				1326 233
	Pin, stght.	2,3,4				1326 233
						112 020
<b>7-46-0 WATER PUMP SEAL</b>						
7-46-1	SEAL PACKAGE	-	-	1	1	1243 631
7-46-10	WASHER, Retainer	-	-	1	1	600 810
7-46-11	RING, Retainer Washer Lock	-	-	1	1	600 811
7-46-13	SPRING, Thrust (up to engine No. T137-16815)	1,2		1	1	695 315
<b>7-48-0 WATER PUMP BY-PASS ELBOW</b>						
7-48-12	ELBOW (up to engine No. T137-21560)	1,2		1	1	* 855 452
	Bolt, 5/16"-18 x 3/4"	1,2		2	2	180 077
	Washer, lock	1,2		2	2	120 214
	Plug	1,2		1	1	* 112 304
7-48-16	GASKET (up to engine No. T137-21560)	1,2		1	1	622 772
<b>7-51-0 RADIATOR GUARD</b>						
7-51-1	GUARD	-	-	1	1	1095 552
	Bolt, 3/8"-24 x 1"	-	-	4	4	181 637
	Nut	-	-	4	4	120 369
7-51-7	WASHER, Guard to Guard Support Screw Lock	-	-	2	2	1093 885
	Guard to Upper Shell Screw Lock	-	-	4	4	1093 885
7-51-19	EXTENSION	-	-	1	1	1095 556
	Bolt, 3/8"-24 x 1 1/4"	-	-	4	4	181 639
	Nut	-	-	4	4	120 369
	Washer, lock	-	-	4	4	120 382
7-51-20	MOULDING, Side, Right	-	-	1	1	1095 565
	Left	-	-	1	1	1095 566
	Bolt, 3/8"-16 x 3/4"	-	-	4	4	180 120
	Nut	-	-	4	4	120 377

★ Indicates use as required

☐ Indicates parts not listed in any previous parts books.

Series No. (1 indicates B-1 Series) (2 indicates B-2 Series) (3 indicates B-3 Series) (4 indicates B-4 Series)

Series No. (1 indicates C-1 Series) (3 indicates C-3 Series)

Where dash (-) is shown in Series Column Part is for All.

Prices and specifications subject to change without notice.

\* Indicates change or addition.

Printed in U.S.A.

April 30, 1956 Supersedes June 15, 1954.

