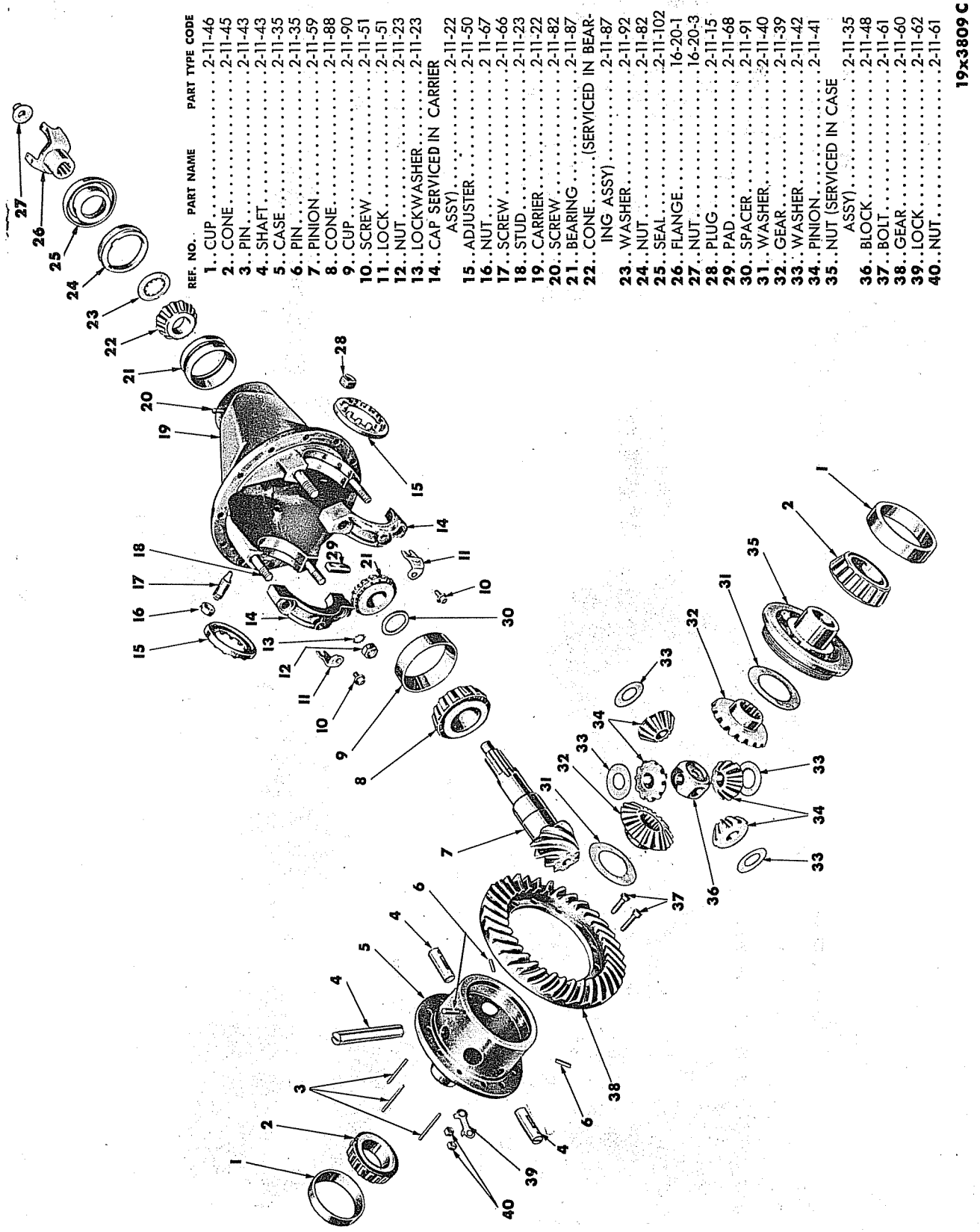


GROUP 2 - FRONT SUSPENSION

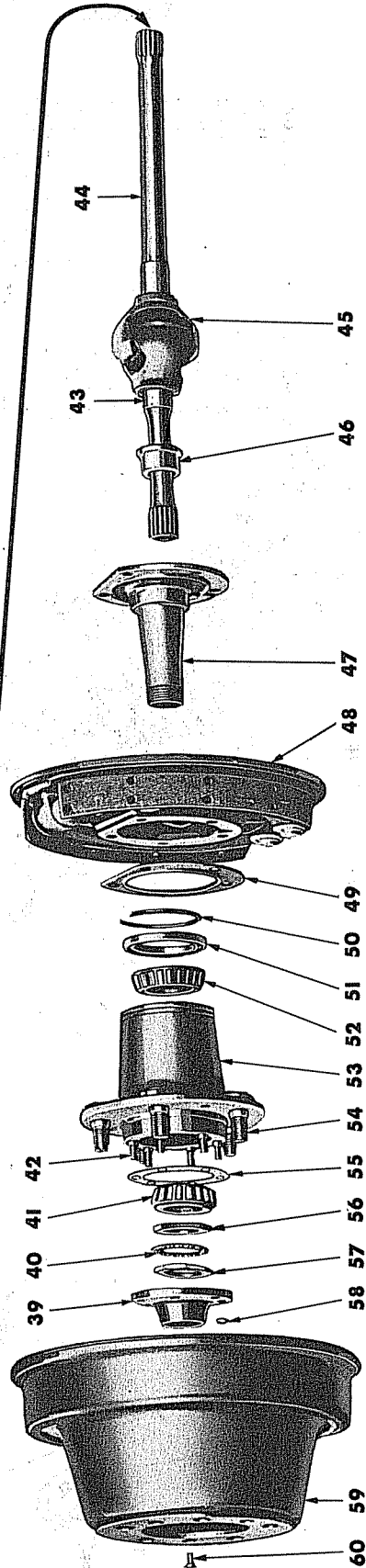
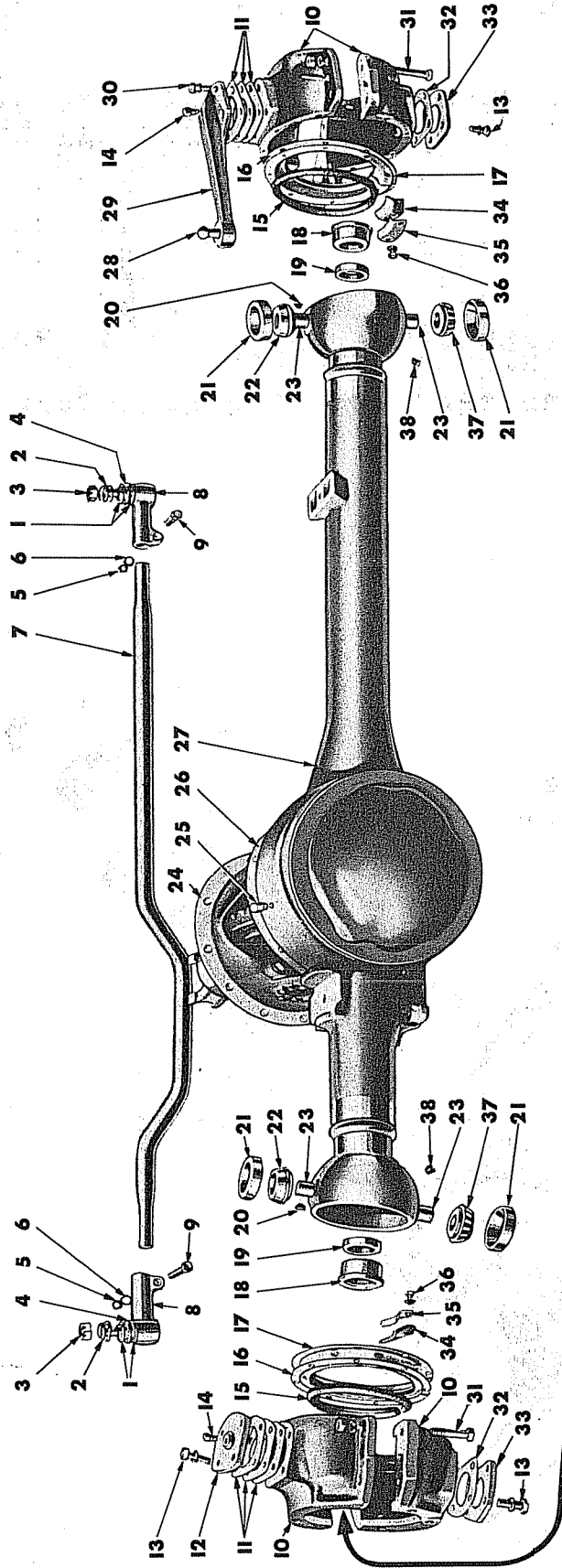


REF. NO.	PART NAME	PART TYPE CODE
1	CUP	2-11-46
2	CONE	2-11-45
3	PIN	2-11-43
4	SHAFT	2-11-43
5	CASE	2-11-35
6	PINION	2-11-59
7	PINION	2-11-59
8	CONE	2-11-88
9	CUP	2-11-90
10	SCREW	2-11-51
11	LOCK	2-11-51
12	NUT	2-11-23
13	LOCKWASHER	2-11-23
14	CAP SERVICED IN CARRIER ASSY	2-11-22
15	ADJUSTER	2-11-50
16	NUT	2-11-67
17	SCREW	2-11-66
18	STUD	2-11-23
19	CARRIER	2-11-22
20	SCREW	2-11-82
21	BEARING	2-11-87
22	CONE (SERVICED IN BEARING ASSY)	2-11-87
23	WASHER	2-11-92
24	NUT	2-11-82
25	SEAL	2-11-102
26	FLANGE	16-20-1
27	NUT	16-20-3
28	PLUG	2-11-15
29	PAD	2-11-68
30	SPACER	2-11-91
31	WASHER	2-11-40
32	GEAR	2-11-39
33	WASHER	2-11-42
34	PINION (SERVICED IN CASE ASSY)	2-11-41
35	NUT (SERVICED IN CASE ASSY)	2-11-35
36	BLOCK	2-11-48
37	BOLT	2-11-61
38	GEAR	2-11-60
39	LOCK	2-11-62
40	NUT	2-11-61

19x3809 C

DIFFERENTIAL AND CARRIER

Plate 2-1



19L 6183

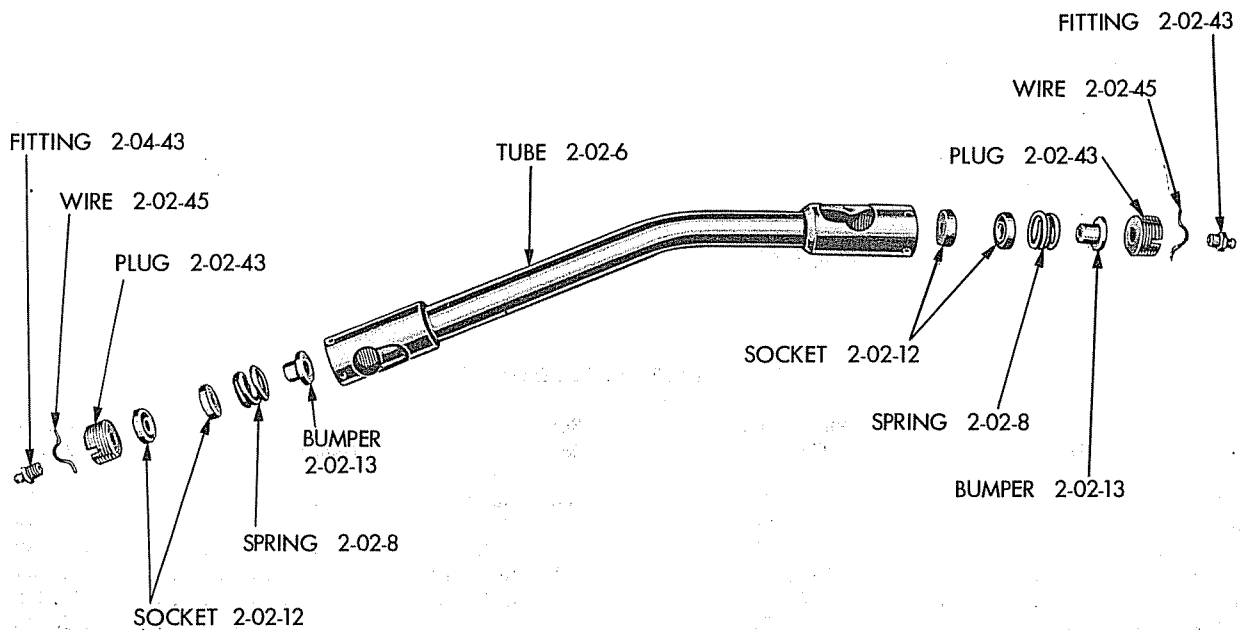
FRONT AXLE

Plate 2-2

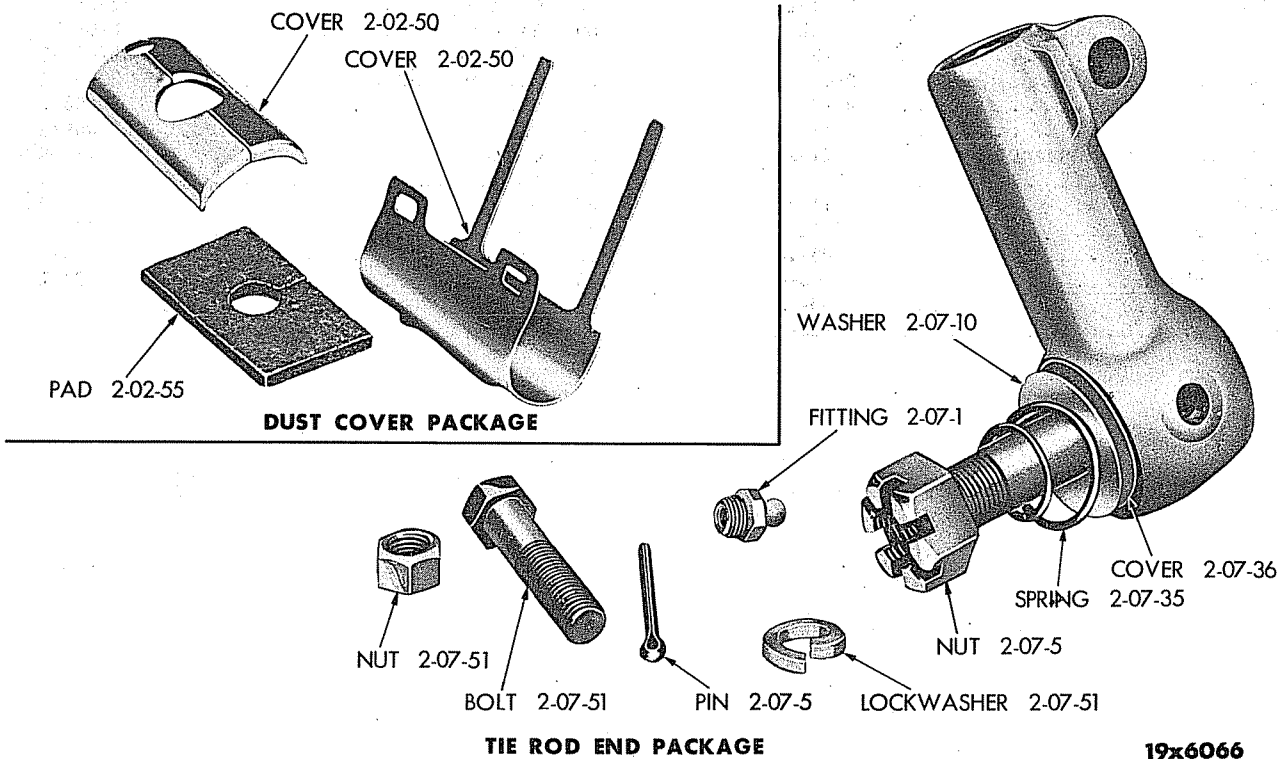
Plate 2-2

## FRONT AXLE (EXPLODED VIEW)

Ref. No.	Name	Part Type Code	Ref. No.	Name	Part Type Code
1	Washer . . . . .	2-07-10	32	Gasket . . . . .	2-13-22
2	Spring . . . . .	2-07-35	33	Cap . . . . .	2-13-19
3	Nut . . . . .	2-07-5	34	Felt . . . . .	2-13-33
4	Cover . . . . .	2-07-36	35	Retainer . . . . .	2-13-34
5	Nut . . . . .	2-07-51	36	Bolt . . . . .	2-13-3
6	Lockwasher . . . . .	2-07-51	37	Cone . . . . .	2-13-15
7	Tie Rod . . . . .	2-07-2	38	Plug . . . . .	2-11-1
8	End . . . . .	2-07-1	39	Flange and plug . . . . .	2-12-69
9	Bolt . . . . .	2-07-51	40	Lock . . . . .	22-06-10
10	Flange . . . . .	2-13-3	41	Cone . . . . .	22-06-1
11	Shim . . . . .	2-13-20	42	Stud . . . . .	2-12-67
12	Cap . . . . .	2-13-19	43	Shaft . . . . .	2-12-5
13	Screw . . . . .	2-13-25	44	Shaft . . . . .	2-12-5
14	Elbow . . . . .	2-13-27	45	Joint . . . . .	2-12-45
15	Felt . . . . .	2-13-31	46	Bushing . . . . .	2-03-4
16	Gasket . . . . .	2-13-32	47	Knuckle . . . . .	2-03-3
17	Retainer . . . . .	2-13-37	48	Support . . . . .	5-13-1
18	Bushing . . . . .	2-11-11	49	Oil slinger . . . . .	22-04-17
19	Oil seal . . . . .	2-12-8	50	Snap ring . . . . .	22-06-24
20	Key . . . . .	2-13-15	51	Oil seal . . . . .	22-06-18
21	Cup . . . . .	2-13-18	52	Cone and roller . . . . .	22-06-1
22	Cone . . . . .	2-13-15	53	Hub . . . . .	22-05-1
23	Pin . . . . .	2-11-81	54	Stud . . . . .	22-05-14
24	Differential and carrier . . . . .	2-11-15	55	Gasket . . . . .	2-12-66
25	Vent . . . . .	2-11-8	56	Nut and pin . . . . .	22-06-9
26	Gasket . . . . .	2-11-24	57	Nut . . . . .	22-06-9
27	Housing . . . . .	2-11-1	58	Nut . . . . .	2-12-67
28	Ball . . . . .	2-05-13	59	Drum . . . . .	22-04-1
29	Arm and ball . . . . .	2-05-4	60	Screw . . . . .	22-04-1
30	Screw . . . . .	2-05-18			
31	Bolt . . . . .	2-13-3			



19x6110



19x6066

CODE	PART NAME AND DESCRIPTION	B SERIES NO.	C SERIES NO.	MODEL CODES		PART NO.
				WDX	PW	
<b>2-02-0 DRAG LINK</b>						
2-02-1	LINK PACKAGE, Drag	-	-	2	2	* 980 510
2-02-2	COVER PACKAGE, Dust (axle end)	-	-	1	1	* 980 513
	(steering gear end)	-	-	1	1	* 980 515
2-02-6	TUBE	-	-	1	1	*1089 125
2-02-8	SPRING, Ball	-	-	2	2	* 318 748
2-02-12	SOCKET, Ball	-	-	4	4	* 502 182
2-02-13	BUMPER, End	-	-	2	2	* 562 571
2-02-38	ELBOW, Grease Fitting, Rear (up to serial No. 83912761 Det. Built and up to 88750477 L. A. Built)	1	-	2	-	* 930 227
2-02-43	PLUG, End	-	-	2	2	* 516 219
	Fitting, Lubricant (front) (after serial No. 83912761 Det. Built and after 88750477 L. A. Built)	-	-	1	1	* 145 433
	Fitting, Lubricant (rear) (after serial No. 88750477 L. A. Built)	-	-	1	1	* 145 434
2-02-45	WIRE, Lock	-	-	2	2	* 318 759
2-02-50	COVER, Dust, Outer (axle end)	-	-	1	1	* 612 576
	Inner (axle end)	-	-	1	1	* 612 577
	RETAINER, Ball Dust Cover (steering gear end)	-	-	1	1	* 644 264
	COVER, Ball Dust (steering gear end)	-	-	1	1	* 636 926
2-02-55	PAD, Dust Cover (axle end)	-	-	1	1	* 612 578
2-02-57	WIRE, Ball Dust Cover (steering gear end)	-	-	1	1	* 572 551
<b>2-03-0 STEERING KNUCKLE</b>						
2-03-3	KNUCKLE, w/BUSHING	-	-	2	2	* 924 580
	Bolt, 1/2" -13 x 1 1/2" (to flange)	-	-	10	10	* 180 177
2-03-4	BUSHING, Knuckle	-	-	2	2	* 924 249
<b>2-05-0 STEERING LINKAGE KNUCKLE ARM</b>						
2-05-4	ARM, w/BALL	-	-	1	1	* 924 587
2-05-13	BALL, Arm	-	-	1	1	* 589 707
2-05-18	SCREW, Cap (1/2" -13 x 15/16")	-	-	4	4	* 925 003
	Washer, lock	-	-	4	4	* 120 384
<b>2-07-0 STEERING KNUCKLE TIE ROD</b>						
2-07-1	END PACKAGE, Tie Rod, Left	-	-	1	1	* 996 398
	Right	-	-	1	1	* 951 315
2-07-2	ROD	-	-	1	1	* 927 002
2-07-5	NUT, End Ball	-	-	2	2	* 570 995
	Pin, Cotter	-	-	2	2	* 119 209
2-07-10	WASHER, End Ball Dust Cover	-	-	4	4	* 597 789
2-07-35	SPRING, End Ball Dust Cover	-	-	2	2	* 571 021
2-07-36	COVER, End Ball Dust	-	-	2	2	* 597 788
2-07-51	BOLT, End Clamp (7/16" -20 x 1 7/8")	-	-	2	2	* 571 018
	Nut	-	-	2	2	* 271 506
	Washer, lock	-	-	2	2	* 120 383
<b>2-11-0 FRONT AXLE HOUSING</b>						
2-11-1	HOUSING, w/BUSHING	-	-	1	1	* 929 921
	Plug	-	-	2	2	* 118 831
2-11-8	VENT, Housing	-	-	1	1	* 915 564
2-11-11	BUSHING, Trunnion Socket	-	-	2	2	* 924 249
2-11-15	DIFFERENTIAL, w/CARRIER	-	-	-	-	
	(4.89 to 1 ratio)	-	-	1	1	E1501 984
	(5.83 to 1 ratio)	-	-	1	1	E1501 988
	Plug	-	-	1	1	* 103 869
		-	-	2	2	* 118 831

★ Indicates use as required

⊖ Indicates parts not listed in any previous parts books.

Series No. (1 indicates B-1 Series) (2 indicates B-2 Series) (3 indicates B-3 Series) (4 indicates B-4 Series)

Series No. (1 indicates C-1 Series) (3 indicates C-3 Series)

Where dash (-) is shown in Series Column Part is for All.

Prices and specifications subject to change without notice.

\* Indicates change or addition.

Printed in U.S.A.

**POWER WAGON PARTS LIST**

FRONT-SUSPENSION

CODE	PART NAME AND DESCRIPTION	B SERIES NO.	C SERIES NO.	MODEL CODES		PART NO.
				WDX	PW	
<b>2-11-0 FRONT AXLE HOUSING - Cont'd</b>						
2-11-22	CARRIER, Drive Pinion, w/CAP	-	-	1	1	* 926 239
2-11-23	STUD, Differential Bearing Cap	-	-	4	4	* 928 288
	Nut	-	-	4	4	* 121 358
	Washer, lock	-	-	4	4	* 138 502
2-11-24	GASKET, Drive Pinion Carrier	-	-	1	1	*1507 759
2-11-25	STUD, Drive Pinion Carrier (7/16" -14 (1/2") x 1 15/16" x 7/16" -20 (1"))	-	-	11	11	* 929 855
	(7/16" -14 (1/2") x 3 1/8" x 7/16" -20 (2 1/16"))	-	-	1	1	* 929 856
2-11-27	WASHER, Bearing Cap Stud Nut Lock	-	1	-	4	*1556 629
2-11-28	NUT, Drive Pinion Carrier Stud	-	-	12	12	* 929 857
	Washer, lock	-	-	12	12	* 120 383
2-11-35	CASE, Differential, w/CAP	-	-	1	1	* 928 300
	Pin, stght.	-	-	3	3	* 144 563
2-11-39	GEAR, Differential (18 teeth)	-	-	2	2	* 922 434
2-11-40	WASHER, Differential Thrust	-	-	2	2	* 922 422
2-11-41	PINION, Differential (11 teeth)	-	-	4	4	* 855 097
2-11-42	WASHER, Differential Thrust	-	-	4	4	* 855 098
2-11-43	SHAFT, Differential Pinion	-	-	2	2	* 927 839
	Pin, dowel	-	-	1	1	* 855 099
		-	-	3	3	* 141 211
2-11-45	CONE, Differential Bearing	-	-	2	2	* 926 244
2-11-46	CUP, Differential Bearing	-	-	2	2	* 926 245
2-11-48	BLOCK, Differential Pinion Shaft	-	-	1	1	* 927 840
2-11-50	ADJUSTER, Differential Bearing	-	-	2	2	* 926 246
2-11-51	LOCK, Differential Bearing Adjuster	-	-	2	2	* 856 226
	Screw, 5/16" -18 x 5/8"	-	-	2	2	* 180 075
2-11-58	GEAR and PINION SET, Drive (4.89 to 1 ratio)					
	Consists of:					
	1 - 1265 597 Gear (44 teeth)	-	-	1	1	*1265 599
	1 - 1265 598 Pinion (9 teeth)	-	-			
	Drive (5.83 to 1 ratio)					
	Consists of:					
	1 - 928 107 Gear (35 teeth)	-	-	1	1	* 928 159
	1 - 928 109 Pinion (6 teeth)	-	-			
2-11-59	PINION, Drive (9 teeth) (4.89 to 1 ratio)	-	-	1	1	*1192 080
2-11-60	GEAR, Drive (44 teeth) (4.89 to 1 ratio)	-	-	1	1	*1192 079
2-11-61	BOLT, Drive Gear (3/8" -24 x 1 9/32")	-	-	12	12	* 663 481
	Nut	-	-	12	12	* 120 369
2-11-62	LOCK, Drive Gear Bolt Nut	-	-	6	6	* 601 859
2-11-66	SCREW, Drive Gear Thrust (3/4" -16 x 2 3/8")	-	-	1	1	* 856 868
2-11-67	NUT, Drive Gear Thrust Screw Check	-	-	1	1	* 856 869
2-11-68	PAD, Drive Gear Thrust Screw	-	-	1	1	* 856 870
2-11-81	PIN, Trunion Socket Bearing	-	-	4	4	* 924 434
2-11-82	NUT, Drive Pinion Front Bearing Retaining	-	-	1	1	* 587 557
	Screw, 5/16" -18 x 3/4"	-	-	1	1	* 102 883
2-11-87	BEARING, Drive Pinion, Front	-	-	1	1	* 926 261
2-11-88	CONE, Drive Pinion Bearing, Rear	-	-	1	1	* 926 264
2-11-90	CUP, Drive Pinion Bearing, Rear	-	-	1	1	* 563 572
2-11-91	SPACER, Drive Pinion					
	(.1830 thk.)	-	-	★	★	* 857 490
	(.1790 thk.)	-	-	★	★	* 857 488
	(.1850 thk.)	-	-	★	★	* 857 491
	(.1870 thk.)	-	-	★	★	* 857 492
	(.1890 thk.)	-	-	★	★	* 863 477
	(.1910 thk.)	-	-	★	★	* 863 478
	(.1930 thk.)	-	-	★	★	* 863 479
	(.1810 thk.)	-	-	★	★	* 857 489
2-11-92	WASHER, Drive Pinion Front Bearing	-	-	1	1	* 856 871
2-11-102	OIL SEAL, Drive Pinion Bearing	-	-	1	1	* 928 114

★ Indicates use as required

☐ Indicates parts not listed in any previous parts books.

Series No. (1 indicates B-1 Series) (2 indicates B-2 Series) (3 indicates B-3 Series) (4 indicates B-4 Series)

Series No. (1 indicates C-1 Series) (3 indicates C-3 Series)

Where dash (-) is shown in Series Column Part is for All.

Prices and specifications subject to change without notice.

\* Indicates change or addition.

Printed in U.S.A.

CODE	PART NAME AND DESCRIPTION	B SERIES NO.	C SERIES NO.	MODEL CODES		PART NO.
				WDX	PW.	
<b>2-12-0 FRONT AXLE UNIVERSAL DRIVE</b>						
2-12-5	SHAFT, Inner, Right	-	-	1	1	*1189 230
	Left	-	-	1	1	*1189 231
	SHAFT, Outer	-	-	2	2	*1189 232
2-12-8	OIL SEAL, Drive	-	-	2	2	* 924 432
2-12-45	JOINT	-	-	2	2	*1192 383
2-12-66	GASKET, Flange	-	-	2	2	* 915 565
2-12-67	STUD, Flange (7/16" -14 (3/4") x 2 1/16" x 3/8" -24 (9/16))	-	-	12	12	* 916 414
	Nut	-	-	12	12	* 125 913
	Washer, lock	-	-	12	12	* 120 382
2-12-69	FLANGE, w/PLUG	-	-	2	2	* 924 604
	Plug	-	-	2	2	* 117 924
<b>2-13-0 FRONT AXLE STEERING KNUCKLE FLANGE</b>						
2-13-3	FLANGE, Right	-	-	1	1	* 924 598
	Left	-	-	1	1	* 924 599
	Bolt, 5/16" - 18 x 5/8"	-	-	16	16	* 180 075
	Washer, lock	-	-	16	16	* 120 214
	Bolt, 1/2" -20 x 2"	-	-	8	8	* 181 705
	Nut	-	-	8	8	* 120 371
	Washer, lock	-	-	8	8	* 120 384
	Fitting, lubricant (upper)	-	-	2	2	* 145 435
	Pin, dowel	-	-	4	4	* 141 245
2-13-7	SPRING, Felt Pressure	-	-	2	2	* 924 636
2-13-9	SCREW, Knuckle Stop (7/16" -14 x 1 1/2")	-	-	2	2	* 598 980
	Nut	-	-	2	2	* 271 501
2-13-15	CONE, Bearing, Upper	-	-	2	2	*1270 396
	Lower	-	-	2	2	* 927 014
	Key, Woodruff (upper cone)	-	-	2	2	* 106 750
2-13-18	CUP, Bearing	-	-	4	4	* 927 013
2-13-19	CAP, Bearing,	-	-	-	-	-
	Lower	-	-	2	2	* 924 590
	Upper	-	-	1	1	* 924 589
	Bolt, 1/2" -13 x 1"	-	-	8	8	* 180 173
	Washer, lock	-	-	12	12	* 135 629
2-13-20	SHIM, Bearing Cap	-	-	-	-	-
	Upper (.005 thk.)	-	-	★	★	* 924 591
	Upper (.007 thk.)	-	-	★	★	* 924 592
	Upper (.020 thk.)	-	-	★	★	* 924 593
2-13-22	GASKET, Bearing Cap	-	-	2	2	* 924 594
2-13-25	SCREW, Bearing Cap, Upper (1/2" -13 x 15/16")	-	-	4	4	* 925 003
2-13-27	ELBOW, Upper Bearing Grease Fitting	-	-	2	2	* 930 228
2-13-31	FELT, Oil Seal	-	-	2	2	* 924 635
2-13-32	GASKET, Oil Seal	-	-	2	2	* 924 634
2-13-33	FELT, Oil Seal	-	-	2	2	* 924 637
2-13-34	RETAINER, Joint Oil Seal Felt	-	-	2	2	* 924 638
2-13-37	RETAINER, Oil Seal	-	-	2	2	* 925 581

NOTES

---



---



---



---



---



---



---



---

★ Indicates use as required  
 ☐ Indicates parts not listed in any previous parts books.  
 Series No. (1 indicates B-1 Series) (2 indicates B-2 Series) (3 indicates B-3 Series) (4 indicates B-4 Series)  
 Series No. (1 indicates C-1 Series) (3 indicates C-3 Series)  
 Where dash (-) is shown in Series Column Part is for All.

Prices and specifications subject to change without notice.  
 \* Indicates change or addition.

Printed in U.S.A.  
 April 30, 1956 Supersedes Jan. 30, 1953.

