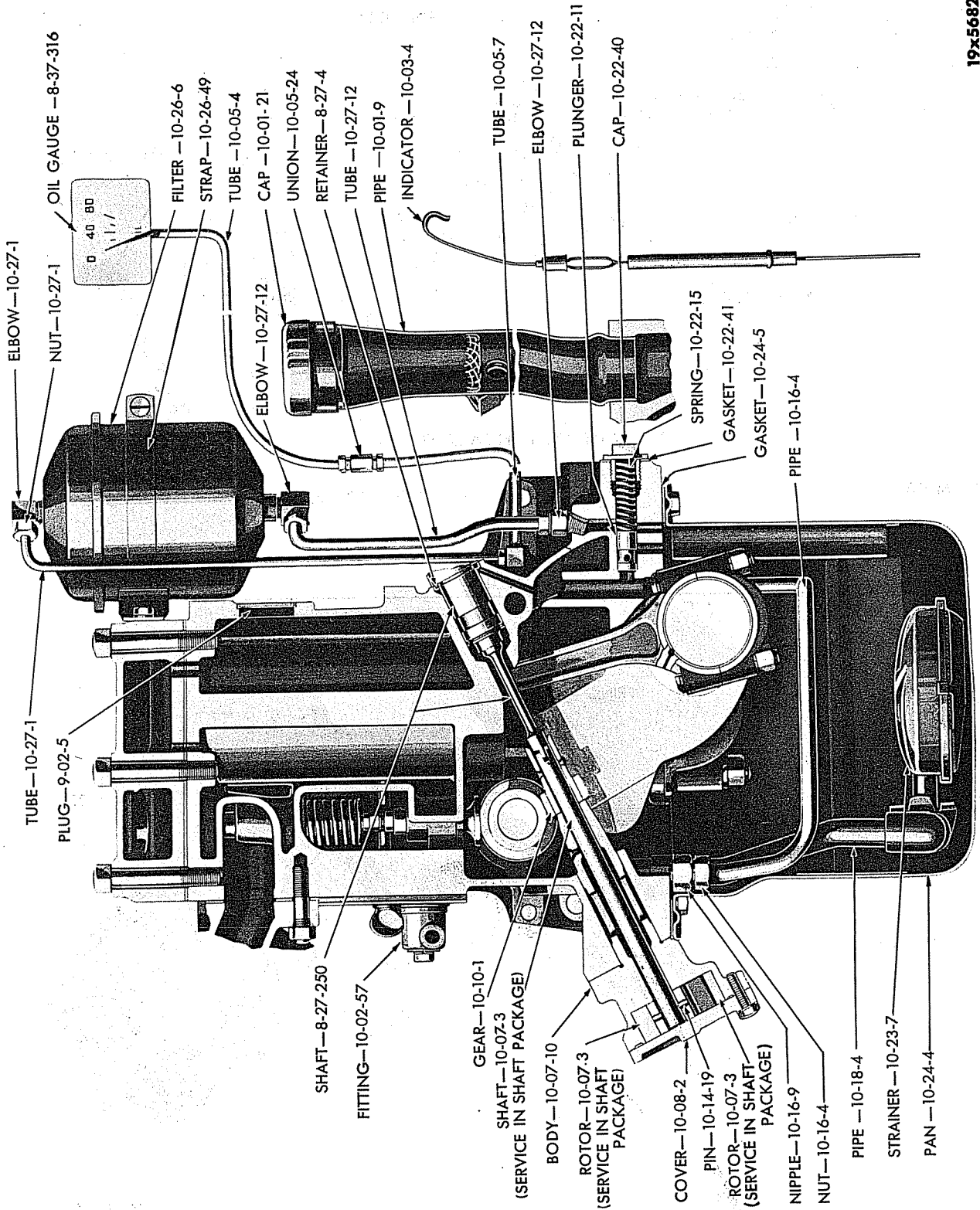


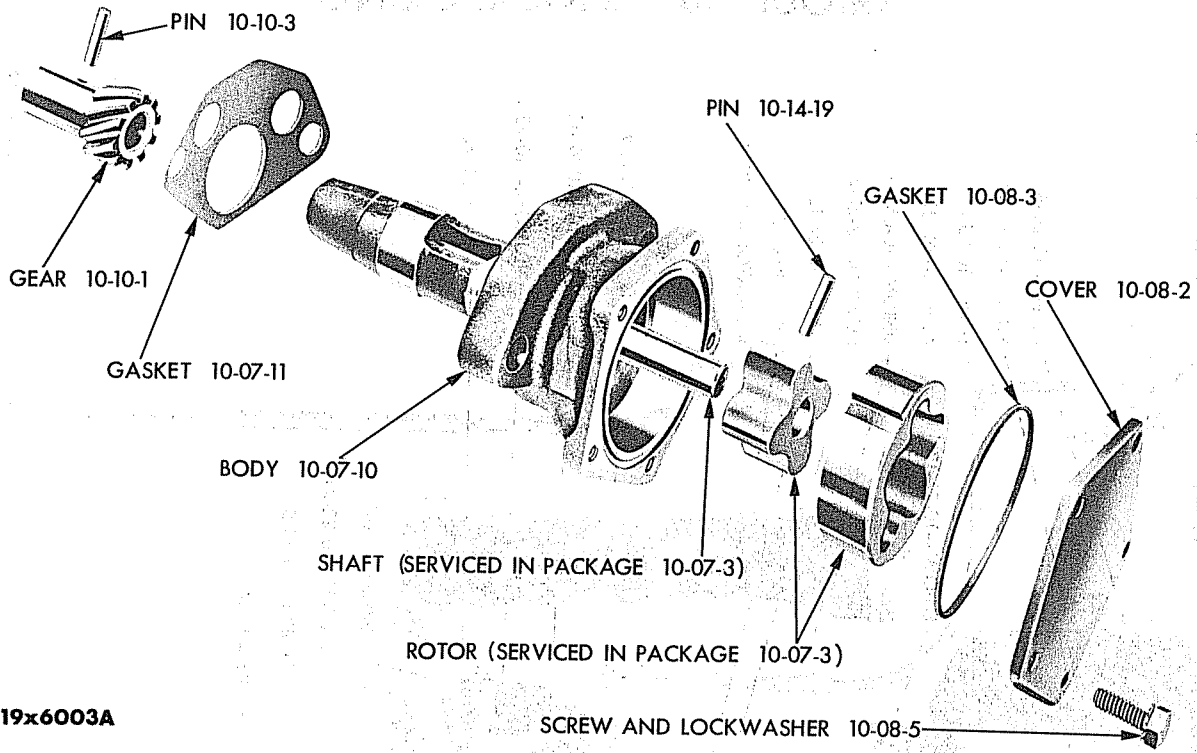
GROUP 10 - ENGINE OILING



19x5682A

ENGINE OILING

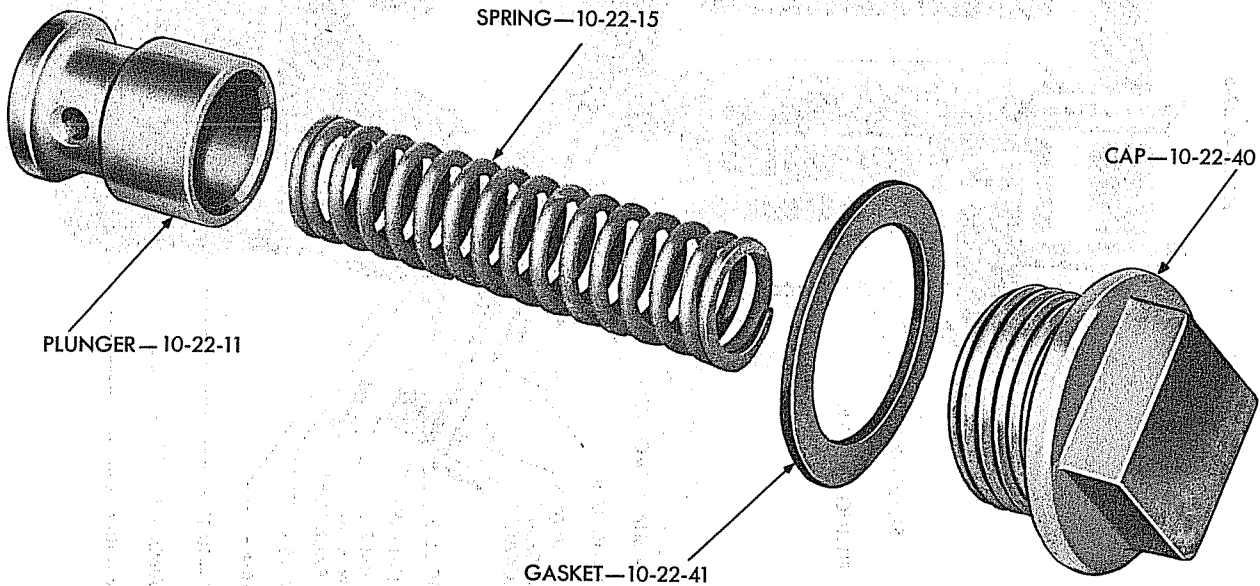
Plate 10-1



19x6003A

Plate 10-2

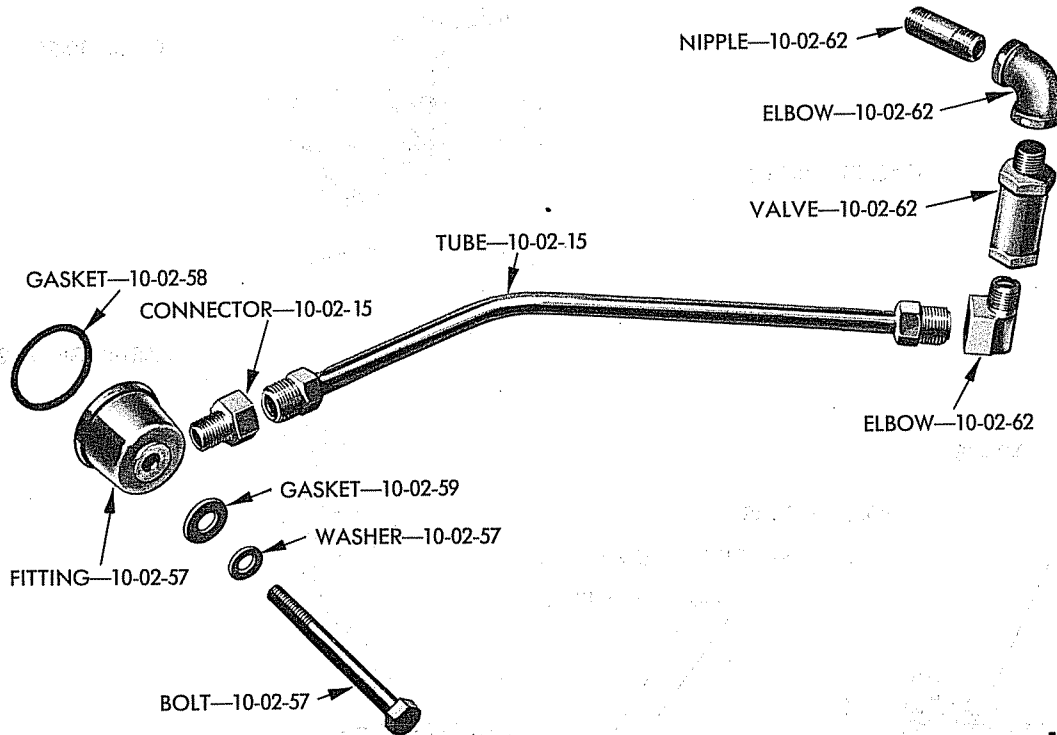
OIL PUMP



19x6203

Plate 10-3

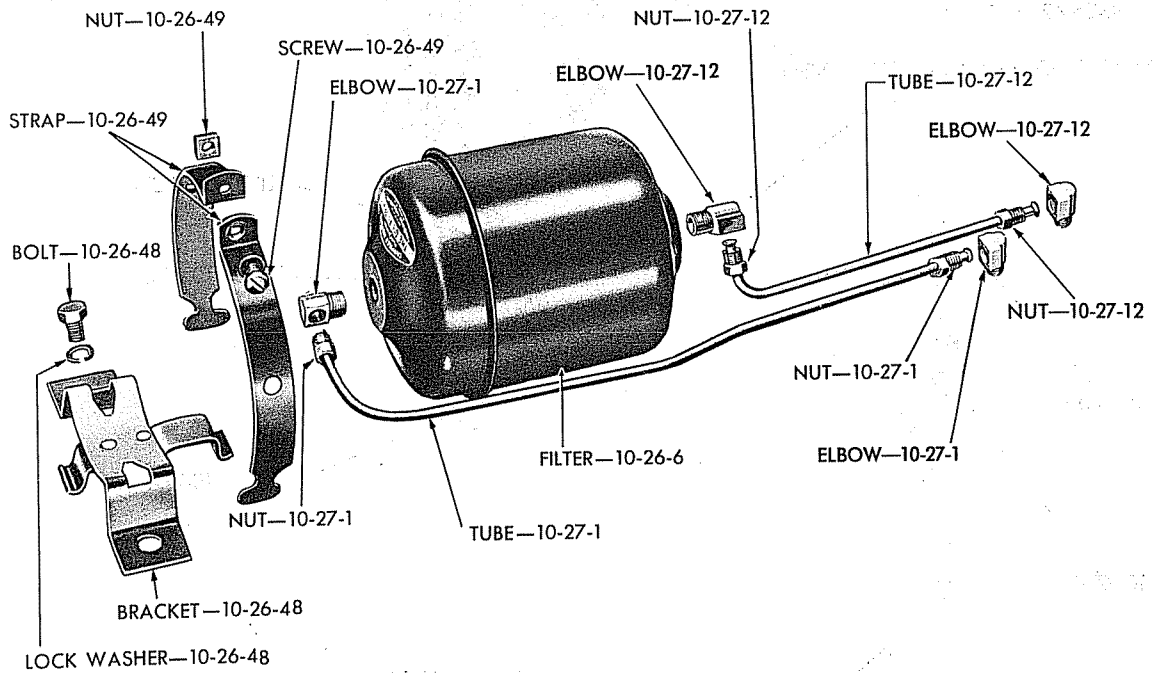
OIL PRESSURE RELIEF VALVE



19x6198

Plate 10-4

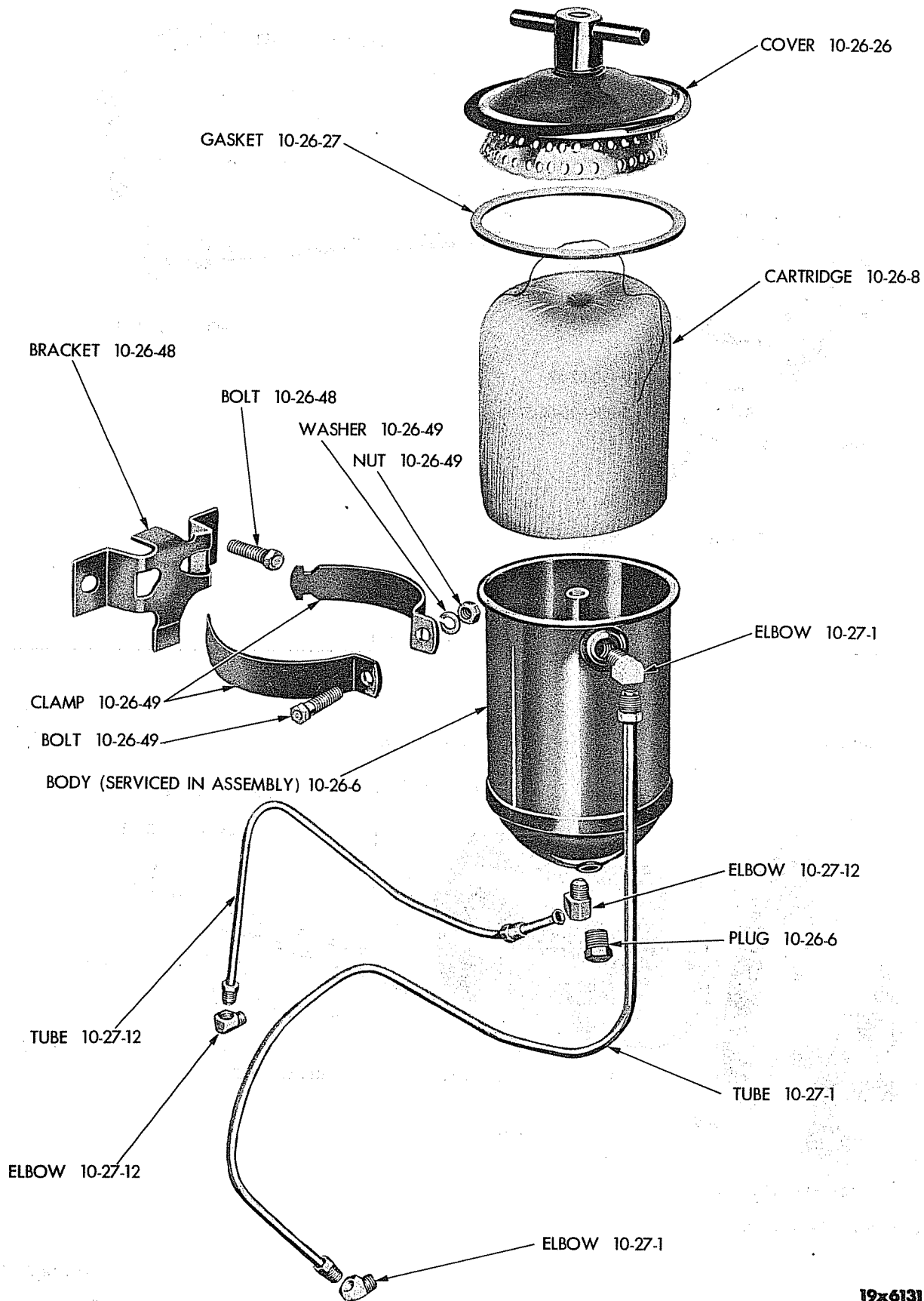
CRANKCASE VENTILATOR



19x6085

Plate 10-5

OIL FILTER - SEALED CAN TYPE



19x6131

CODE	PART NAME AND DESCRIPTION	B SERIES NO.	C SERIES NO.	MODEL CODES		PART NO.
				WDX	PW	
10-01-0 CRANKCASE OIL FILLER OR BREATHER						
10-01-9	PIPE (standard) (for use with 6 volt - 55 ampere 1136 931 generator)	-	-	1	1	1189 248 1267 951
10-01-10	SCREEN	-	-	1	1	871 851
10-01-21	CAP	-	-	1	1	1189 249
10-01-55	GASKET, Cap	-	-	1	1	1092 772
10-01-60	TUBE, Breather Pipe to Carburetor (standard) Breather Pipe to Air Cleaner (low compression engine) (up to approx. serial No. 83931248 also 83931138 thru 83931239 Detroit Built and up to 88767201 also 88767209 S. L. Built) (low compression engine) (after approx. serial No. 83931248 except 83931138 thru 83931239 Detroit Built and after 88767201 except 88767209 S. L. Built) (for use with 6 volt - 55 ampere 1136 931 generator) Bushing (carburetor end) Nut Elbow	-	-	1	1	1189 187
	TUBE, Breather Pipe 6V-50 AMP	3	-		1	1189 187
		3, 4	-		1	1393 856
		-	-	1	1	1267 953
		-	-	1	1	119 931
		-	-	2	2	137 400
		-	-	2	2	137 424
		-	-		1	E1566 225
10-01-62	HOSE, Breather Pipe to Air Cleaner Tube (low compression engine) (after approx. serial No. 83931248 except 83931138 thru 83931239 Detroit Built and after 88767201 except 88767209 S. L. Built)	3, 4	-		1	572 506
10-02-0 CRANKCASE VENTILATOR						
10-02-15	TUBE Connector Nut	-	-	1	1	928 409 145 477 137 400
10-02-57	FITTING, Tube to Cylinder Block Bolt, 5/16" - 18 x 3" Washer, lock Washer, plain	-	-	1	1	928 410 * 180 013 120 214 120 387
10-02-58	GASKET, Tube to Cylinder Block Fitting	-	-	1	1	301 034
10-02-59	GASKET, Tube to Cylinder Block Fitting Screw	-	-	1	1	693 959
10-02-62	VALVE, Metering Elbow Elbow (to manifold) Nipple (to manifold)	-	-	1	1	928 411 137 424 105 413 * 144 596
10-02-63	HOUSING, Metering Valve, Upper Lower	-	-	1	1	1090 400 1090 401
10-03-0 OIL LEVEL INDICATOR						
10-03-4	INDICATOR	-	-	1	1	1088 009
10-03-7	TUBE, (up to engine No. T137-15045) (after engine No. T137-15045)	1	-	1	1	1088 010 1316 384
10-05-0 OIL GAUGE TUBES						
10-05-4	TUBE, Engine to Oil Gauge, Upper (B-3-PW up to serial No. 83923531 Det. Built and up to 88766761 S. L. Built), Upper (B-3-PW after serial No. 83923531 Det. Built and after 88766761 S. L. Built) Nut Elbow	1, 2, 3	-	1	1	861 526
		3, 4	-	1	1	861 525
		-	-	2	2	137 396
		-	-	1	1	137 420
10-05-7	TUBE, Engine to Oil Gauge, Lower Nut Elbow	-	-	1	1	861 548
		-	-	2	2	137 396
		-	-	1	1	137 420
10-05-12	NUT, Engine to Oil Gauge Tube, w/SLEEVE	-	-	1	1	1319 043
10-05-24	UNION, Engine to Oil Gauge Tube	-	-	1	1	599 280

★ Indicates use as required

⊠ Indicates parts not listed in any previous parts books.

Series No. (1 indicates B-1 Series) (2 indicates B-2 Series) (3 indicates B-3 Series) (4 indicates B-4 Series)

Series No. (1 indicates C-1 Series) (3 indicates C-3 Series)

Where dash (-) is shown in Series Column Part is for All.

Prices and specifications subject to change without notice.

* Indicates change or addition.

Printed in U.S.A.

April 30, 1956 Supersedes June 15, 1954.

POWER WAGON PARTS LIST

ENGINE OILING

CODE	PART NAME AND DESCRIPTION	B SERIES NO.	C SERIES NO.	MODEL CODES		PART NO.
				WDX	PW	
10-07-0 OIL PUMP						
10-07-3	SHAFT PACKAGE, Drive, w/ROTOR	-	-	1	1	1316 143
10-07-6	PUMP	-	-	1	1	1314 609
	Bolt, 3/8" - 16 x 1 1/4"	-	-	2	2	* 271 494
	Washer, lock	-	-	2	2	120 382
10-07-10	BODY	-	-	1	1	1314 611
10-07-11	GASKET, Body to Cylinder Block	-	-	1	1	695 442
10-08-0 OIL PUMP COVER						
10-08-2	COVER	-	-	1	1	1124 724
	Bolt, 1/4" - 20 x 5/8"	-	-	5	5	* 180 018
	Washer, lock	-	-	5	5	121 753
10-08-3	GASKET	-	-	1	1	1124 984
10-10-0 OIL PUMP DRIVE GEAR						
10-10-1	GEAR	-	-	1	1	601 268
10-10-3	PIN	-	-	1	1	1316 559
10-14-0 OIL PUMP ROTOR PIN						
10-14-19	PIN	-	-	1	1	867 386
10-16-0 OIL PUMP OUTLET PIPE						
10-16-4	PIPE	-	-	1	1	665 806
	Nut	-	-	2	2	137 400
10-16-9	NIPPLE	1, 2 3, 4	-	2	2	671 152 425 223
10-18-0 OIL PUMP SUCTION PIPE						
10-18-4	PIPE	-	-	1	1	865 128
10-22-0 OIL PRESSURE RELIEF VALVE						
10-22-11	PLUNGER	-	-	1	1	1142 998
10-22-15	SPRING (light)	-	-	1	1	1119 995
	(standard)	-	-	1	1	1119 994
	(heavy)	-	-	1	1	1119 996
10-22-40	CAP, Plunger	-	-	1	1	618 621
10-22-41	GASKET, Cap	-	-	1	1	618 622
10-23-0 OIL STRAINER						
10-23-7	STRAINER	-	-	1	1	862 831
	Pin, cotter	-	-	1	1	119 209
10-24-0 OIL PAN						
10-24-1	GASKET SET	-	-	1	1	933 438
10-24-2	PLATE PACKAGE, Front End Oil Seal	-	-	1	1	1115 100
	Screw or Bolt, 1/4" - 20 x 7/8"	-	-	2	2	* 435 104
	Washer, lock	-	-	2	2	120 380
	Screw or Bolt, 5/16" - 18 x 3/4"	-	-	1	1	* 180 077
	Washer, lock	-	-	1	1	138 485
10-24-4	PAN	-	-	1	1	954 095
	Bolt, 5/16" - 18 x 3/4"	-	-	20	20	* 180 077
	Washer, lock	-	-	20	20	138 485
10-24-5	GASKET, Right	-	-	1	1	600 758
	Left	-	-	1	1	600 759

★ Indicates use as required

☐ Indicates parts not listed in any previous parts books.

Series No. (1 indicates B-1 Series) (2 indicates B-2 Series) (3 indicates B-3 Series) (4 indicates B-4 Series)

Series No. (1 indicates C-1 Series) (3 indicates C-3 Series)

Where dash (-) is shown in Series Column Part is for All.

Prices and specifications subject to change without notice.

* Indicates change or addition.

Printed in U.S.A.

CODE	PART NAME AND DESCRIPTION	B SERIES NO.	C SERIES NO.	MODEL CODES		PART NO.
				WDX	PW	
10-24-0 OIL PAN - Cont'd						
10-24-6	GASKET, Front and Rear.	-	-	2	2	866 680
10-24-17	SEAL, Front End Oil Seal Plate	-	-	2	2	1066 873
10-24-37	PLUG, Drain	-	-	1	1	50 722
10-24-38	GASKET, Drain Plug	-	-	1	1	105 456
10-26-0 OIL FILTER						
10-26-6	FILTER (sealed can type)	-	-	1	1	861 028
	(replaceable element)	-	-	1	1	*1503 494
	Plug (DeLuxe)	-	-	1	1	127 951
10-26-8	CARTRIDGE (DeLuxe) (replaceable element type)	-	-	1	1	676 575
10-26-26	COVER (replaceable element) (B-4-PW up to serial No. 83936963 Detroit Built and up to 88767655 S. L. Built)	-	-	1	1	685 624
	(replaceable element) (B-4-PW after serial No. 83936963 Detroit Built and after 88767655 S. L. Built).	4	-	1	1	1503 500
10-26-27	GASKET, Cover (DeLuxe) (replaceable element)	-	-	1	1	685 625
10-26-48	BRACKET (sealed can type filter)	-	-	1	1	*1320 518
	(DeLuxe filter) (for use with one piece clamp or strap) (replaceable element type)	1	-	1	1	*1195 273
	(DeLuxe filter) (for use with two piece clamp or strap) (replaceable element type)	-	-	-	1	1195 501
	Bolt, 3/8" - 16 x 3/4"	-	-	2	2	* 180 120
	Washer, lock	-	-	2	2	120 382
	plain	-	-	2	2	120 394
10-26-49	STRAP, Clamp (sealed can type filter).	-	-	2	2	71 165
	Screw or Bolt, 1/4"-20 x 3/4"	-	-	1	1	133 043
	Nut	-	-	1	1	120 375
	Washer, lock.	-	-	1	1	120 380
	STRAP, Clamp (DeLuxe filter)(one piece type)	-	-	1	1	*1070 882
	Bolt, 5/16" - 24 x 1"	-	-	4	4	* 181 608
	Nut	-	-	4	4	120 368
	Washer, lock.	-	-	4	4	120 214
	Bolt or Screw, 1/4"-20 x 2 1/2"	-	-	1	1	133 073
	Nut	-	-	1	1	120 375
	Washer, lock	-	-	1	1	* 181 610
	STRAP, Clamp (DeLuxe filter) (two piece type).	-	-	-	2	*1195 503
	Nut	-	-	1	1	120 368
	Washer, lock.	-	-	1	1	120 214
10-27-0 OIL FILTER TUBES						
10-27-1	TUBE, Engine to Oil Filter (can type filter)	1, 2, 3	-	1	1	861 543
	Elbow	4	-	-	1	861 533
	Nut	-	-	2	2	137 420
	TUBE, Engine to Oil Filter (DeLuxe filter) (replaceable element type)	-	-	1	1	861 598
	Elbow	-	-	2	2	137 421
	Nut	-	-	2	2	137 397
10-27-12	TUBE, Oil Filter to Engine (can type filter).	1, 2, 3	-	1	1	861 537
	Elbow (90° angle)	4	-	★	★	137 420
	Elbow (45° angle)	-	-	★	★	431 537
	Nut	-	-	2	2	137 396
	TUBE, Oil Filter to Engine (DeLuxe filter) (replaceable element type)	-	-	1	1	861 604
	Elbow (90° angle)	-	-	1	1	137 421
	Elbow (45° angle)	-	-	1	1	125 859
	Nut	-	-	2	2	137 397

★ Indicates use as required

☐ Indicates parts not listed in any previous parts books.

Series No. (1 indicates B-1 Series) (2 indicates B-2 Series) (3 indicates B-3 Series) (4 indicates B-4 Series)

Series No. (1 indicates C-1 Series) (3 indicates C-3 Series)

Where dash (-) is shown in Series Column Part is for All.

Prices and specifications subject to change without notice.

* Indicates change or addition.

Printed in U.S.A.

