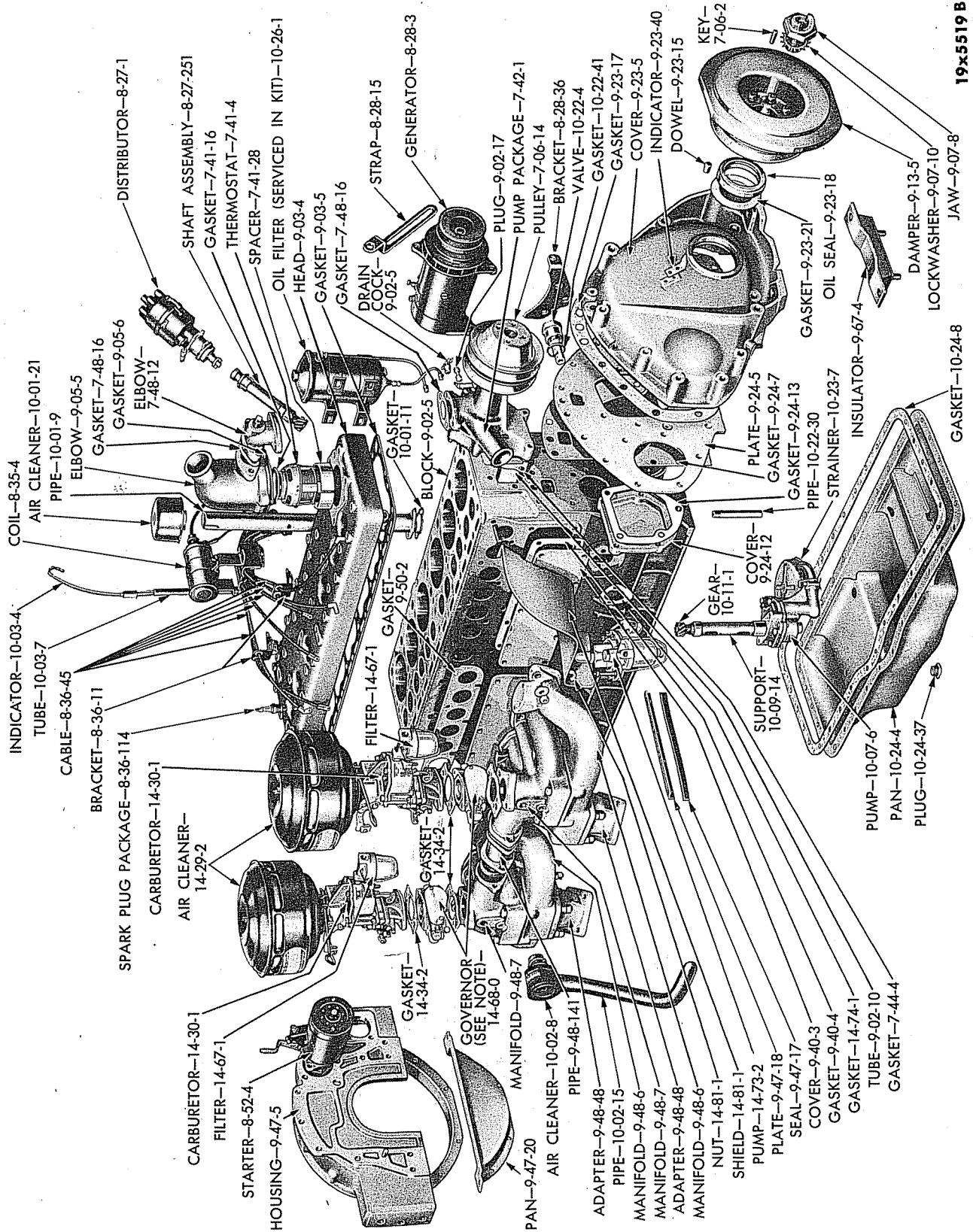


GROUP 9 - ENGINE



19x5519 B

ENGINE EXTERNAL PARTS (R, T, V AND Y) (EXPLODED VIEW)

Plate 9-1

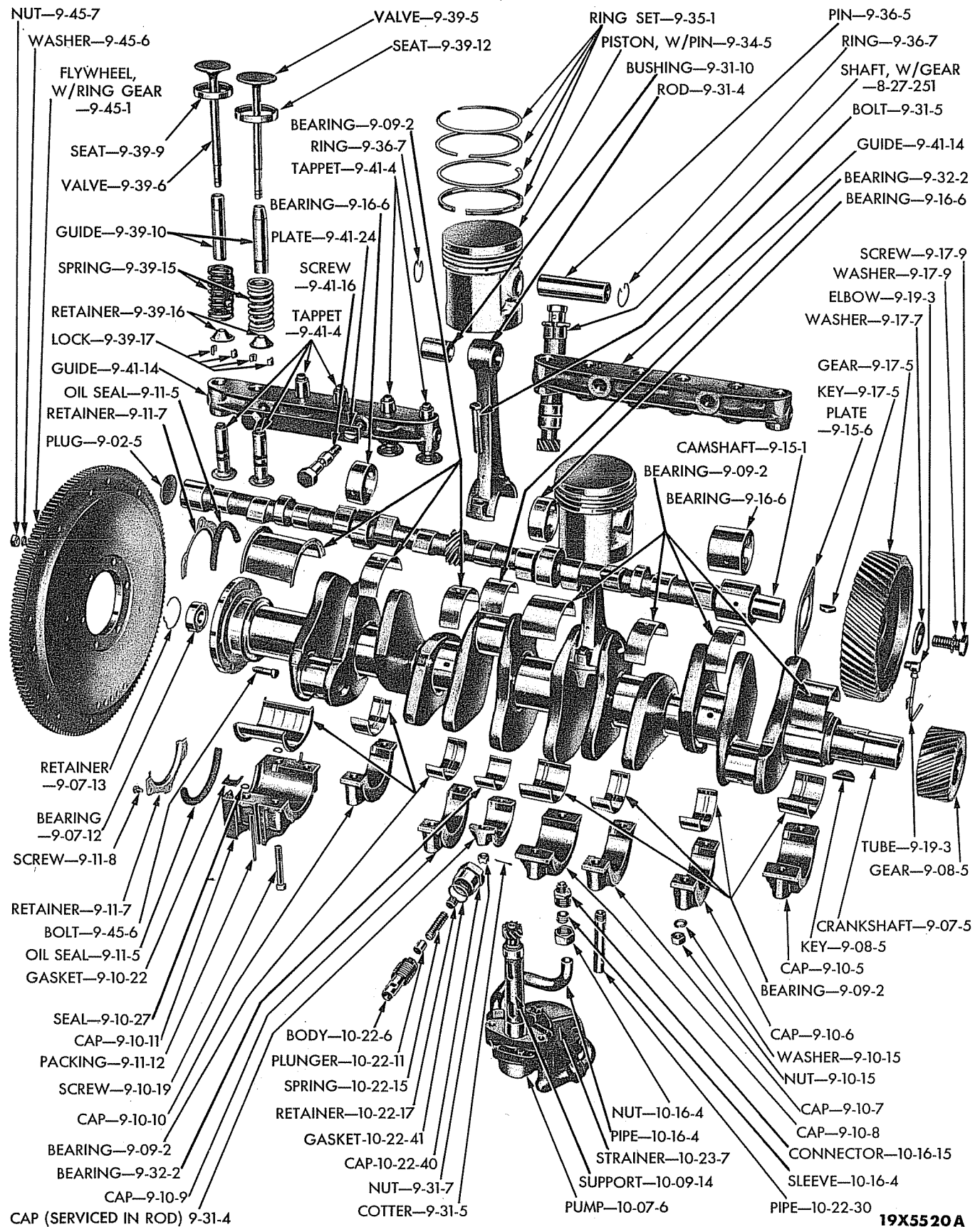


Plate 9-2

ENGINE INTERNAL PARTS (R, T, V AND Y) (EXPLODED VIEW)

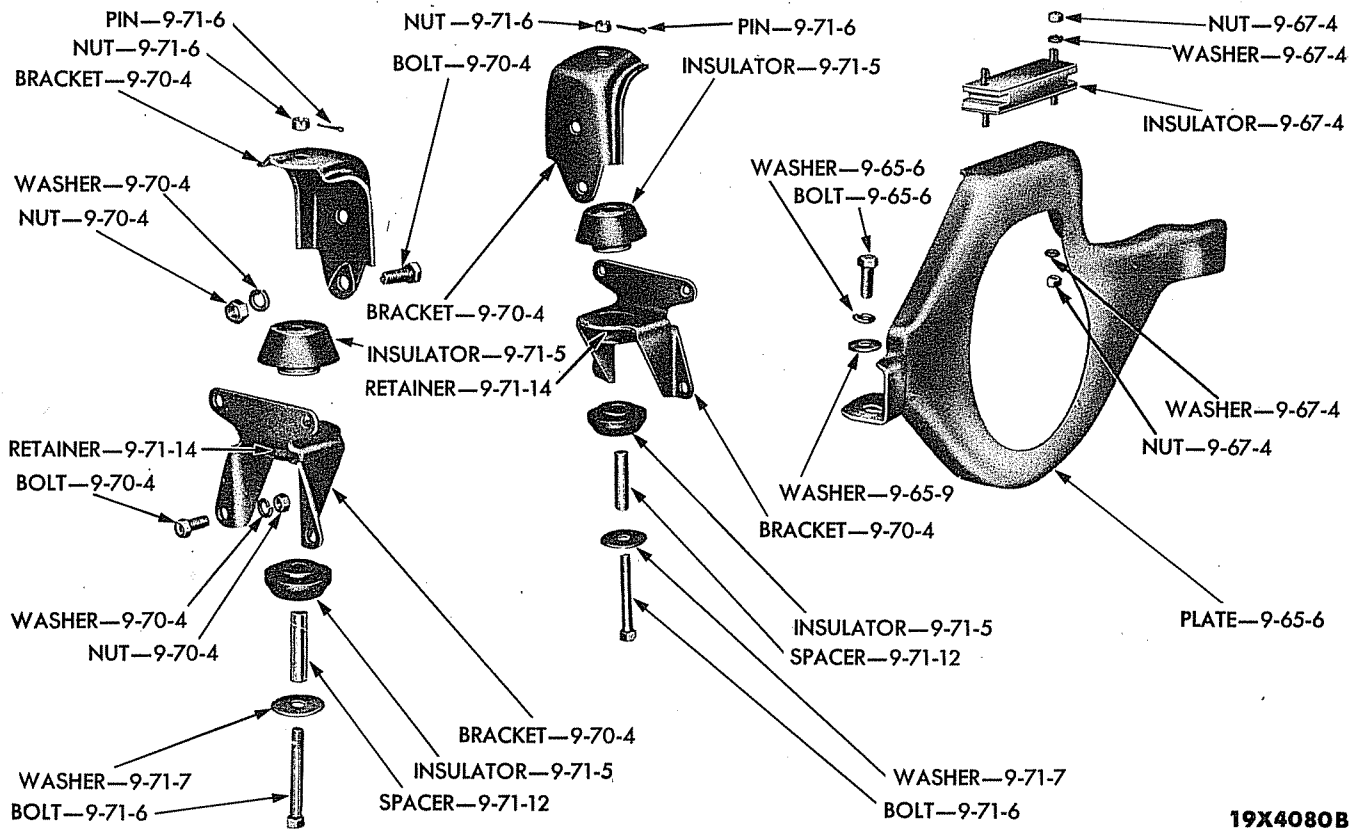


Plate 9-3 ENGINE FRONT AND REAR SUPPORTS (1/2, 3/4 and 1 TON) (EXPLODED VIEW)

REINFORCEMENT 9-64-33

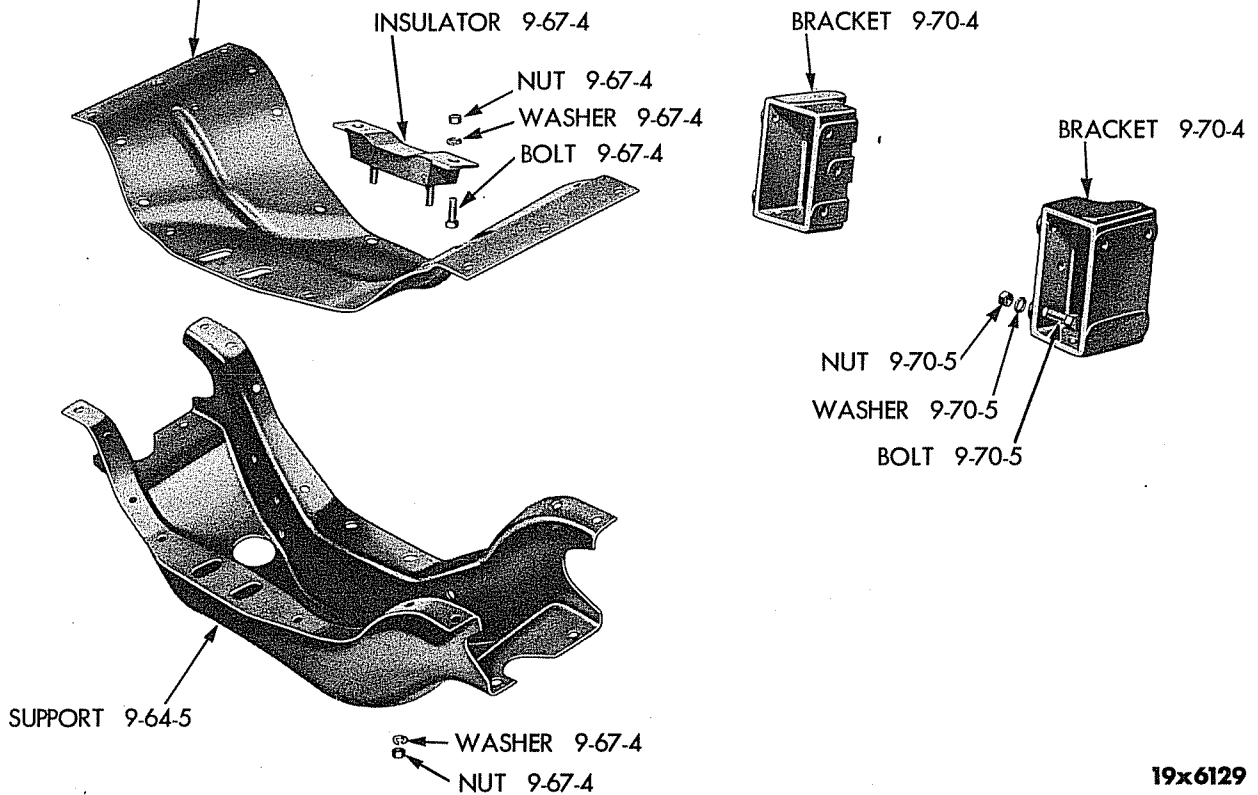
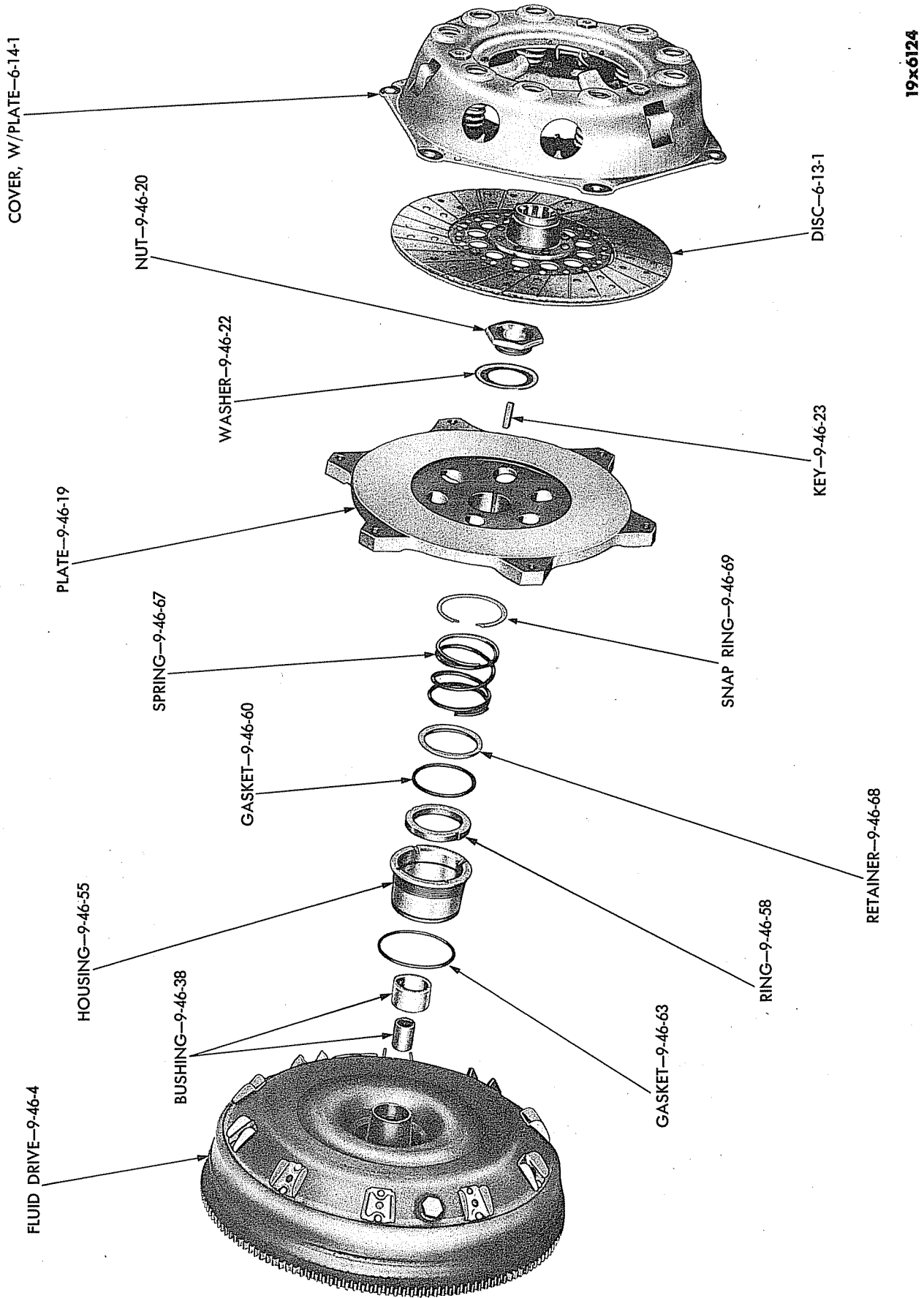


Plate 9-4 ENGINE FRONT AND REAR SUPPORTS (R, T, V AND Y) (EXPLODED VIEW)



FLUID DRIVE (EXPLODED VIEW)

Plate 9-5

CODE	PART NAME AND DESCRIPTION	SERIES NO.	MODEL CODES													PART NO.
			B	C	D	F	G	H & HH	FM	GM	HM & HHM	J	JM	K	KM	

ENGINE

Note: The following symbols are used in connection with engine numbers:

Engine numbers without symbols indicate "Standard Cylinder and Crankshaft Bearings."

The letter "A" immediately following the engine number indicates Cylinder Bore .020 inch (.508 MM) Larger than Standard.

The letter "B" immediately following the engine number indicates Main and Connecting Rod Bearings .010 inch (.254 MM) Smaller than Standard.

The letters "AB" immediately following the engine number indicate Cylinder Bore .020 inch (.508 MM) Larger than Standard and Main and Connecting Rod Bearings .010 inch (.254 MM) Smaller than Standard.

The letters in the circular pads at either end of the engine number are for the use of factory inspectors only and should not be connected with the engine number.

Always mention the Vehicle Serial Number when ordering major assemblies.

ENGINE ASSEMBLY

9-01-5	GASKET SET, Engine Complete . . .	1, 2	1	1	1	-	-	-	-	-	-	-	-	-	-	-	-	-	-	-	-	-	1325 983
	(Domestic)	3, 4	1	1	1	-	-	-	-	-	-	-	-	-	-	-	-	-	-	-	-	-	1325 975
	(Export)	3, 4	1	1	1	-	-	-	-	-	-	-	-	-	-	-	-	-	-	-	-	-	1325 983
		-	-	-	1	1	1	1	1	1	1	1	1	1	1	-	-	-	-	-	-	-	1243 636
		1	-	-	-	-	-	-	-	-	-	-	-	-	1	1	1	-	-	-	-	-	1311 029
	(up to engine No. T188-1395) . . .	2	-	-	-	-	-	-	-	-	-	-	-	-	1	-	-	-	-	-	-	-	1326 187
	(after engine No. T188-1395) . . .	2	-	-	-	-	-	-	-	-	-	-	-	-	-	1	1	-	-	-	-	-	1311 029
	(use with single carburetion system)	3, 4	-	-	-	-	-	-	-	-	-	-	-	-	1	1	1	-	-	-	-	-	1326 187
	(use with dual carburetion system)	3, 4	-	-	-	-	-	-	-	-	-	-	-	-	1	1	1	-	-	-	-	-	1315 481
		2, 3	-	-	-	-	-	-	-	-	-	-	-	-	-	-	-	-	-	-	1	-	1321 099
		4	-	-	-	-	-	-	-	-	-	-	-	-	-	-	-	-	-	-	1	-	1450 314
9-01-19	ENGINE, Assembly (less Accessories) (Domestic) (for use w/o Fluid Drive)	-	1	1	-	-	-	-	-	-	-	-	-	-	-	-	-	-	-	-	-	-	1330 606
	(for use w/Fluid Drive)	-	1	1	1	-	-	-	-	-	-	-	-	-	-	-	-	-	-	-	-	-	1400 420
	(Export) (low compression, 6.25 to 1)	-	1	1	-	-	-	-	-	-	-	-	-	-	-	-	-	-	-	-	-	-	1401 348
	(Domestic) (use w/o Fluid Drive)	-	-	-	1	-	-	-	-	-	-	-	-	-	-	-	-	-	-	-	-	-	1400 420
	(Export) (low compression, 6.25 to 1)	-	-	-	1	-	-	-	-	-	-	-	-	-	-	-	-	-	-	-	-	-	1401 349
	(Domestic)	1, 2, 3	-	-	-	1	1	1	1	1	1	1	-	-	-	-	-	-	-	-	-	-	1313 746
	(Export) (low compression, 6.25 to 1)	1, 2, 3	-	-	-	1	1	1	1	1	1	1	-	-	-	-	-	-	-	-	-	-	1401 350
	(Domestic) (B-4-H also engine Nos. T316-29178, T316-30558 to T316-30563, T316-31216 to T316-31270, T316-31310, T316-31311, T316-31449, T316-31451 to T316-31458, B-4-HM except engine Nos. T328-2006, T328-2048, T328-2049)	4	-	-	-	-	-	1	-	-	1	-	-	-	-	-	-	-	-	-	-	-	*1313 746
	(Domestic) (B-4-H except engine Nos. T316-29178, T316-30558 to T316-30563, T316-31216 to T316-31270, T316-31310, T316-31311, T316-31449, T316-31451 to T316-31458, B-4-HM also engine Nos. T328-2006, T328-2048, T328-2049)	4	-	-	-	-	-	1	-	-	1	-	-	-	-	-	-	-	-	-	-	-	*1116 241

* Indicates use as required. Prices and specifications subject to change without notice.
 † Indicates parts not listed in any previous parts books.
 Series No. (1 indicates B-1 Series) (2 indicates B-2 Series) (3 indicates B-3 Series) (4 indicates B-4 Series)
 Where no Series No. is shown part is for B-1, B-2, B-3 and B-4 Series.
 * Indicates change or addition.
 Page 9-5 April 20, 1953 Supersedes Dec. 31, 1952. Printed in U.S.A.

CODE	PART NAME AND DESCRIPTION	SERIES NO.	MODEL CODES														PART NO.			
			B	C	D	F	G	H & HH	FM	GM	HM & HHM	J	JM	K	KM	R		T	V	Y
ENGINE ASSEMBLY - Cont'd																				
9-01-19	ENGINE, Assembly (less Accessories)																			
	(Domestic)	4	-	-	-	1	1	1	-	-	1	-	-	-	-	-	-	-	-	1116 241
	(Export) (low compression, 6.25 to 1)	4	-	-	-	1	1	1	-	-	1	-	-	-	-	-	-	-	-	1401 351
	(Domestic)	1, 2, 3	-	-	-	-	-	-	-	-	1	1	1	1	-	-	-	-	-	1116 241
	(Export) (low compression, 6.25 to 1)	1, 2, 3	-	-	-	-	-	-	-	-	1	1	1	1	-	-	-	-	-	1401 351
	(Domestic)	4	-	-	-	-	-	-	-	-	1	1	1	1	-	-	-	-	-	1402 993
	(Export) (low compression, 6.25 to 1)	4	-	-	-	-	-	-	-	-	1	1	1	1	-	-	-	-	-	1403 474
															1					1264 570
																1	1			1264 575
		2, 3	-	-	-	-	-	-	-	-	-	-	-	-	-	-	-	-	1	1264 580
		4	-	-	-	-	-	-	-	-	-	-	-	-	-	-	-	-	1	1501 064
CYLINDER BLOCK ASSEMBLY																				
9-02-5	BLOCK, Cylinder, w/PISTONS and RINGS																			
		-	1	1	1	-	-	-	-	-	-	-	-	-	-	-	-	-	-	1326 828
		1, 2, 3	-	-	-	1	1	1	1	1	1	-	-	-	-	-	-	-	-	1402 631
		4	-	-	-	1	1	1	1	1	1	-	-	-	-	-	-	-	-	1489 044
		1, 2, 3	-	-	-	-	-	-	-	-	1	1	1	1	-	-	-	-	-	1402 522
		4	-	-	-	-	-	-	-	-	1	1	1	1	-	-	-	-	-	1488 820
		1	-	-	-	-	-	-	-	-	-	-	-	-	1	1	1	-	-	1122 786
		2, 3, 4	-	-	-	-	-	-	-	-	-	-	-	-	1	-	-	-	-	1320 530
	(up to engine No. T188-1395)	2	-	-	-	-	-	-	-	-	-	-	-	-	-	1	1	-	-	1122 786
	(after engine No. T188-1395)	2	-	-	-	-	-	-	-	-	-	-	-	-	-	1	1	-	-	1535 699
		3, 4	-	-	-	-	-	-	-	-	-	-	-	-	-	1	1	-	-	1535 699
		2, 3	-	-	-	-	-	-	-	-	-	-	-	-	-	-	-	1	-	1320 630
		4	-	-	-	-	-	-	-	-	-	-	-	-	-	-	-	1	-	1483 664
	Bolt, 3/8" -16 x 1/2" (water jacket)					1	1	1	1	1	1	1	1	1	-	-	-	-	-	121 852
															3	3	3	3		122 239
	Washer, plain														3	3	3	3		120 395
	Drain Cock, shut-off		1	1	1	1	1	1	1	1	1	1	1	1	1	1	1	1	1	103 647
	Plug, expansion (core hole)		-	-	-	-	-	-	-	-	-	-	-	-	2	2	2	2		179 380
	Bushing, pipe reducing (oil hole)		-	-	-	*	*	*	*	*	*	*	*	*	-	-	-	-	-	119 923
	Plug, expansion (camshaft bearing)		1	1	1	1	1	1	1	1	1	1	1	1	-	-	-	-	-	117 923
	(rear face)		-	-	-	1	1	1	1	1	1	1	1	1	-	-	-	-	-	117 923
	(core hole)		*	*	*	*	*	*	*	*	*	*	*	*	*	*	*	*	*	117 924
	(core hole)		*	*	*	*	*	*	*	*	*	*	*	*	*	*	*	*	*	140 802
	(camshaft bearing)		-	-	-	-	-	-	-	-	-	-	-	-	1	1	1	1		103 897
	(oil hole) (large)		-	-	-	-	-	-	-	-	-	-	-	-	2	2	2	2		103 874
	(oil hole) (large)		*	*	*	*	*	*	*	*	*	*	*	*	*	*	*	*	*	143 162
	(oil distributor)		*	*	*	*	*	*	*	*	*	*	*	*	*	*	*	*	*	143 162
	(oil hole) (large)		-	-	-	*	*	*	*	*	*	*	*	*	-	-	-	-	-	143 933
	(oil hole) (small)		-	-	-	-	-	-	-	-	-	-	-	-	6	6	6	6		103 883
	(oil hole) (large)		-	-	-	*	*	*	*	*	*	*	*	*	-	-	-	-	-	113 935
	(oil hole) (small)		*	*	*	*	*	*	*	*	*	*	*	*	-	-	-	-	-	143 932
	(oil level indicator hole)		*	*	*	*	*	*	*	*	*	*	*	*	-	-	-	-	-	143 933
	(breather pipe boss)		-	-	-	-	-	-	-	-	-	-	-	-	1	1	1	-	-	103 868
	(large)	4	-	-	-	-	-	-	-	-	-	-	-	-	-	-	-	-	4	117 924
9-02-7	DOWEL, Cylinder Block to Clutch Housing		2	2	2	2	2	2	2	2	2	2	2	2	2	2	2	2	2	1122 532
9-02-10	TUBE, Water Distributor		1	1	1	-	-	-	-	-	-	-	-	-	-	-	-	-	-	1120 672
		1, 2	-	-	-	-	-	-	-	-	-	1	1	1	1	-	-	-	-	954 281
		3, 4	-	-	-	-	-	-	-	-	-	1	1	1	1	-	-	-	-	954 281
																				1119 211
															1	1	1	1		1123 788

★ Indicates use as required. Prices and specifications subject to change without notice.
 □ Indicates parts not listed in any previous parts books.
 Series No. (1 indicates B-1 Series) (2 indicates B-2 Series) (3 indicates B-3 Series) (4 indicates B-4 Series)
 Where no Series No. is shown part is for B-1, B-2, B-3 and B-4 Series.
 April 20, 1953 Supersedes Dec. 31, 1952. Page 9-6 * Indicates change or addition. Printed in U.S.A.

CODE	PART NAME AND DESCRIPTION	SERIES NO.	MODEL CODES													PART NO.			
			B	C	D	F	G	H & HH	FM	GM	HM & HHM	J	JM	K	KM		R	T	V
CYLINDER BLOCK ASSEMBLY - Cont'd																			
9-02-17	PLUG, Oil Hole By-Pass (nipple end type)	1	-	-	-	1	-	1	1	-	1	1	1	1	1	-	-	-	1139 406
	(plug-end type)	-	-	-	1	1	1	1	1	1	1	1	1	1	-	-	-	-	1119 207
		-	-	-	-	-	-	-	-	-	-	-	-	-	1	1	1	1	1117 859
9-02-19	PLUG, Oil Level Indicator Hole	-	1	1	1	-	-	-	-	-	-	-	-	-	-	-	-	-	1125 397
9-02-25	COVER, Vacuum Pump Pad	1, 2	-	-	-	-	-	-	-	-	-	-	-	-	1	1	1	1	671 149
	Bolt, 7/16" -14 x 1 1/4"	-	-	-	-	-	-	-	-	-	-	-	-	-	3	3	3	3	122 267
	Washer, lock	-	-	-	-	-	-	-	-	-	-	-	-	-	3	3	3	3	120 383
9-02-26	GASKET, Vacuum Pump Pad Cover	1, 2	-	-	-	-	-	-	-	-	-	-	-	-	1	1	1	1	671 150
9-02-28	COVER, Distributor Pilot Hole	-	-	-	-	-	-	-	-	-	-	-	-	-	1	1	1	1	673 502
	Stud	-	-	-	-	-	-	-	-	-	-	-	-	-	2	2	2	2	113 237
	Nut	-	-	-	-	-	-	-	-	-	-	-	-	-	2	2	2	2	120 369
	Washer, lock	-	-	-	-	-	-	-	-	-	-	-	-	-	2	2	2	2	120 382
9-02-29	GASKET, Distributor Pilot Hole Cover	-	-	-	-	-	-	-	-	-	-	-	-	-	1	1	1	1	864 599
9-02-32	COVER, Oil Filter Pad	3, 4	-	-	-	-	-	-	-	-	-	-	-	-	1	1	1	1	1142 713
	Bolt, 3/8" -16 x 1"	3, 4	-	-	-	-	-	-	-	-	-	-	-	-	4	4	4	4	120 233
	Washer, lock	3, 4	-	-	-	-	-	-	-	-	-	-	-	-	4	4	4	4	120 382
9-02-33	GASKET, Oil Filter Pad Cover	3, 4	-	-	-	-	-	-	-	-	-	-	-	-	1	1	1	1	1142 714
9-02-35	WASHER, Screw Hole Plug	-	-	-	1	1	1	1	1	1	1	1	1	1	-	-	-	-	1116 246
CYLINDER HEAD																			
9-03-4	HEAD (standard)(up to engine No. T306-57427)	1, 2, 3	1	1	-	-	-	-	-	-	-	-	-	-	-	-	-	-	1326 308
	(standard) (after engine No. T306-57427).	3	1	1	-	-	-	-	-	-	-	-	-	-	-	-	-	-	1406 203
	(standard).	4	1	1	-	-	-	-	-	-	-	-	-	-	-	-	-	-	1406 203
	(low compression, 6.25 to 1) (Export).	1	1	-	-	-	-	-	-	-	-	-	-	-	-	-	-	-	1318 949
	(low compression, 6.25 to 1) (Export) (up to engine No. T-172-100902)	2	1	-	-	-	-	-	-	-	-	-	-	-	-	-	-	-	1318 949
	(low compression, 6.25 to 1) (Export) (after engine No.) T172-100902)	2	1	-	-	-	-	-	-	-	-	-	-	-	-	-	-	-	1327 008
	(low compression, 6.25 to 1) (Export).	3, 4	1	-	-	-	-	-	-	-	-	-	-	-	-	-	-	-	1327 008
	(standard).	1, 2	-	1	-	-	-	-	-	-	-	-	-	-	-	-	-	-	1120 795
	(standard).	3, 4	-	1	-	-	-	-	-	-	-	-	-	-	-	-	-	-	1326 310
	(low compression, 6.25 to 1) (Export).	-	-	1	-	-	-	-	-	-	-	-	-	-	-	-	-	-	1327 010
	(standard).	-	-	1	1	1	1	1	1	1	-	-	-	-	-	-	-	-	*1120 796
	(low compression, 6.25 to 1) (Export).	1, 2, 3	-	-	1	1	1	1	1	1	-	-	-	-	-	-	-	-	1318 953
	(low compression, 6.25 to 1) (Export)	4	-	-	1	1	1	-	1	-	-	-	-	-	-	-	-	-	1532 091
	(standard).	1, 2, 3	-	-	-	-	-	-	-	1	1	1	1	-	-	-	-	-	1116 746
	(standard).	4	-	-	-	-	-	-	-	1	1	1	1	-	-	-	-	-	1532 091
	(low compression, 6.25 to 1) (Export).	1, 2, 3	-	-	-	-	-	-	-	1	1	1	1	-	-	-	-	-	1318 955
	(low compression, 6.25 to 1) (Export)	4	-	-	-	-	-	-	-	1	1	1	1	-	-	-	-	-	1400 240
		1	-	-	-	-	-	-	-	-	-	-	-	-	1	-	-	-	1122 791
		2	-	-	-	-	-	-	-	-	-	-	-	-	1	-	-	-	1142 705
		3, 4	-	-	-	-	-	-	-	-	-	-	-	-	1	-	-	-	1483 268
		1	-	-	-	-	-	-	-	-	-	-	-	-	1	1	-	-	1122 788
	(up to engine No. T188-1395)	2	-	-	-	-	-	-	-	-	-	-	-	-	1	1	-	-	1122 788
	(after engine No. T188-1395)	2	-	-	-	-	-	-	-	-	-	-	-	-	1	1	-	-	*1409 733
		3, 4	-	-	-	-	-	-	-	-	-	-	-	-	1	1	-	-	*1409 733
		2, 3	-	-	-	-	-	-	-	-	-	-	-	-	-	-	1	-	1407 862

★ Indicates use as required.

Prices and specifications subject to change without notice.

☐ Indicates parts not listed in any previous parts books.

Series No. (1 indicates B-1 Series) (2 indicates B-2 Series) (3 indicates B-3 Series) (4 indicates B-4 Series)

Where no Series No. is shown part is for B-1, B-2, B-3 and B-4 Series.

* Indicates change or addition.

CODE	PART NAME AND DESCRIPTION	SERIES NO.	MODEL CODES																PART NO.	
			B	C	D	F	G	H & HH	FM	GM	HM & HHM	J	JM	K	KM	R	T	V		Y
CYLINDER HEAD - Cont'd																				
9-03-4	HEAD	4	-	-	-	-	-	-	-	-	-	-	-	-	-	-	-	-	1	1483 666
	Bolt, 3/8" -16 x 1/2"	-	1	1	1	1	1	1	1	1	1	1	1	1	1	1	1	1	-	121 852
	Plug (core hole)	-	-	-	-	-	-	-	-	-	-	-	-	-	-	-	-	1	1	117 920
	(core hole)	-	1	1	1	-	-	-	-	-	-	-	-	-	-	-	-	-	-	117 921
	(core hole)	-	-	-	-	1	1	1	1	1	1	1	1	1	1	1	1	-	-	117 923
	(heater hole)	-	1	1	1	1	1	1	1	1	1	1	1	1	1	1	1	1	1	103 867
	(timing hole)	-	1	1	1	1	1	1	1	1	1	1	1	1	1	1	1	1	1	143 932
	(large).	4	-	-	-	-	-	-	-	-	-	-	-	-	-	-	-	-	4	117 924
9-03-5	GASKET (copper)	1,2	1	1	-	-	-	-	-	-	-	-	-	-	-	-	-	-	-	*1326 318
	(standard) (copper).	3,4	1	1	1	-	-	-	-	-	-	-	-	-	-	-	-	-	-	*1326 319
	(steelbestos).	-	1	1	1	-	-	-	-	-	-	-	-	-	-	-	-	-	-	ES1401 344
	(steel).	-	-	-	1	-	-	-	-	-	-	-	-	-	-	-	-	-	-	ES1401 345
	(steelbestos).	-	-	-	1	-	-	-	-	-	-	-	-	-	-	-	-	-	-	ES1401 345
	(Export) (copper coated steelbestos) for use with low compression head (Export) (copper).	-	-	-	1	-	-	-	-	-	-	-	-	-	-	-	-	-	-	ES1409 367
	(copper).	3,4	1	1	1	-	-	-	-	-	-	-	-	-	-	-	-	-	-	*1326 318
	(copper coated steel).	-	-	-	-	1	1	1	1	1	1	1	1	1	1	1	1	1	-	*1324 340
	(steel).	-	-	-	-	1	1	1	1	1	1	1	1	1	1	1	1	1	-	ES1450 195
	(steelbestos).	-	-	-	-	1	1	1	1	1	1	1	1	1	1	1	1	1	-	ES1402 222
		1	-	-	-	-	-	-	-	-	-	-	-	-	-	-	-	-	1	ES1402 222
		2,3,4	-	-	-	-	-	-	-	-	-	-	-	-	-	-	-	-	1	1122 794
	(up to engine No. T188-1395)	2	-	-	-	-	-	-	-	-	-	-	-	-	-	-	-	-	1	1142 707
	(after engine No. T188-1395)	2	-	-	-	-	-	-	-	-	-	-	-	-	-	-	-	-	1	1122 794
		3,4	-	-	-	-	-	-	-	-	-	-	-	-	-	-	-	-	1	1142 707
		2,3	-	-	-	-	-	-	-	-	-	-	-	-	-	-	-	-	1	1142 707
		4	-	-	-	-	-	-	-	-	-	-	-	-	-	-	-	-	1	1142 926
9-03-10	SCREW (plain head).	-	21	21	21	21	21	21	14	14	14	21	14	21	14	-	-	-	-	666 014
	STUD	-	-	-	-	-	-	-	-	-	-	-	-	-	-	33	33	33	33	1122 877
	Screw (topped head).	-	-	-	-	-	-	-	7	7	7	-	7	-	7	-	-	-	-	692 857
9-03-11	NUT, Stud	-	-	-	-	-	-	-	-	-	-	-	-	-	-	33	33	33	33	601 014
9-03-12	WASHER, Stud	-	-	-	-	-	-	-	-	-	-	-	-	-	-	33	33	33	33	619 041
9-03-13	WASHER, Screw Hole Plug.	1,2	1	1	1	1	1	1	1	1	1	1	1	1	1	-	-	-	-	1116 246
		3,4	1	1	1	1	1	1	-	1	1	1	1	1	1	-	-	-	-	1319 068
CYLINDER WATER OUTLET ELBOW																				
9-05-5	ELBOW.	1	1	1	1	-	-	-	-	-	-	-	-	-	-	-	-	-	-	1116 777
	(up to engine No. T172-100902)	2	1	1	-	-	-	-	-	-	-	-	-	-	-	-	-	-	-	1116 777
	(after engine No. T172-100902)	2	1	1	-	-	-	-	-	-	-	-	-	-	-	-	-	-	-	853 969
		2	-	-	1	-	-	-	-	-	-	-	-	-	-	-	-	-	-	1116 777
		3	1	1	1	-	-	-	-	-	-	-	-	-	-	-	-	-	-	853 969
	Bolt, 3/8"-16 x 2"	-	-	-	-	1	1	1	1	1	1	1	1	1	1	-	-	-	-	1116 776
		-	2	2	2	2	2	2	2	2	2	2	2	2	2	-	-	-	-	122 181
	ELBOW.	-	-	-	-	-	-	-	-	-	-	-	-	-	-	1	1	1	1	1117 078
	Stud	-	-	-	-	-	-	-	-	-	-	-	-	-	-	3	3	3	3	103 218
	Nut	-	-	-	-	-	-	-	-	-	-	-	-	-	-	3	3	3	3	120 370
	Washer, lock.	-	-	-	-	-	-	-	-	-	-	-	-	-	-	3	3	3	3	120 383
9-05-6	GASKET	-	1	1	1	1	1	1	1	1	1	1	1	1	1	-	-	-	-	50 082
		-	-	-	-	-	-	-	-	-	-	-	-	-	-	1	1	1	1	1111 009
CRANKSHAFT																				
9-07-5	CRANKSHAFT (w/o Fluid Drive) (B-3-B, B-3-C up to engine No. T306-122219)	1,2,3	1	1	-	-	-	-	-	-	-	-	-	-	-	-	-	-	-	952 066
	(w/o Fluid Drive) (B-3-B, B-3-C after engine No. T306-122219)	3,4	1	1	-	-	-	-	-	-	-	-	-	-	-	-	-	-	-	ES1531 694
	(w/Fluid Drive)	1,2,3	1	1	-	-	-	-	-	-	-	-	-	-	-	-	-	-	-	1316 547
	(w/Fluid Drive)	4	1	1	-	-	-	-	-	-	-	-	-	-	-	-	-	-	-	1531 889
		-	-	-	1	-	-	-	-	-	-	-	-	-	-	-	-	-	-	870 001
		1,2,3	-	-	-	1	1	1	1	1	1	-	-	-	-	-	-	-	-	870 716

★ Indicates use as required.

Prices and specifications subject to change without notice.

ES Indicates parts not listed in any previous parts books.

Series No. (1 indicates B-1 Series) (2 indicates B-2 Series) (3 indicates B-3 Series) (4 indicates B-4 Series)

Where no Series No. is shown part is for B-1, B-2, B-3 and B-4 Series.

Printed in U.S.A.

May 1, 1953 Supersedes April 20, 1953

* Indicates change or addition.

CODE	PART NAME AND DESCRIPTION	SERIES NO.	MODEL CODES													PART NO.				
			B	C	D	F	G	H & HH	FM	GM	HM & HHM	J	JM	K	KM		R	T	V	Y
CRANKSHAFT - Cont'd																				
9-07-5	CRANKSHAFT (B-4-F also engine Nos. T314-32081, T314-32362 to T314-32394, T314-32396, T314-32397, T314-32422 to T314-32429, B-4-H except T316-29178, T316-30558 to T316-30563, T316-31216 to T316-31270, T316-31310, T316-31311, T316-31449, T316-31451 to T316-31458, B-4-HM except T328-2006, T318-2049)	3, 4	-	-	-	1	1	1	1	1	1	-	-	-	-	-	-	-	-	* 870 716
	(B-4-F except engine Nos. T314-32081, T314-32362 to T314-32394, T314-32396, T314-32397, T314-32422 to T314-32429, B-4-H also T316-29178, T316-30558 to T316-30563, T316-31216 to T316-31270, T316-31310, T316-31311, T316-31449, T316-31451 to T316-31458, B-4-HM also T328-2006, T328-2049)	3, 4	-	-	-	1	-	1	-	-	1	-	-	-	-	-	-	-	-	* 870 745
		4	-	-	-	1	1	1	-	-	1	-	-	-	-	-	-	-	-	870 745
		1, 2, 3	-	-	-	-	-	-	-	-	-	1	1	1	1	-	-	-	-	870 745
		4	-	-	-	-	-	-	-	-	-	1	1	1	1	-	-	-	-	1400 438
		1	-	-	-	-	-	-	-	-	-	-	-	-	-	1	-	-	-	1122 798
		2, 3, 4	-	-	-	-	-	-	-	-	-	-	-	-	-	1	-	-	-	1142 709
		-	-	-	-	-	-	-	-	-	-	-	-	-	-	-	1	1	-	686 950
		2, 3	-	-	-	-	-	-	-	-	-	-	-	-	-	-	-	-	1	686 950
		4	-	-	-	-	-	-	-	-	-	-	-	-	-	-	-	-	1	1409 395
9-07-8	JAW, Starting	-	1	1	1	1	1	1	1	1	1	1	1	1	1	1	1	1	1	50 054
9-07-10	WASHER, Starting Jaw Lock	-	1	1	1	1	1	1	1	1	1	1	1	1	1	1	1	1	1	670 366
		-	-	-	-	-	-	-	-	-	-	-	-	-	-	1	1	1	1	655 116
		-	-	-	-	-	-	-	-	-	-	-	-	-	-	1	1	1	1	670 367
9-07-12	BUSHING (transmission drive pinion pilot)	-	1	1	1	1	1	1	1	1	1	1	1	1	1	-	-	-	-	53 298
	BEARING, Transmission Drive Pinion Pilot	-	-	-	-	-	-	-	-	-	-	-	-	-	-	1	1	1	1	620 528
9-07-13	RETAINER, Transmission Drive Pinion Pilot Bearing	-	-	-	-	-	-	-	-	-	-	-	-	-	-	1	1	1	1	76 620
9-07-17	OIL SLINGER, Crankshaft (B-3-B, B-3-C after engine No. T306-126311, B-3-F, B-3-G after engine No. T314-32565, B-4-F, B-4-G after engine No. T314-60683, B-3-HH after engine No. T316-60434, B-3-J, B-3-K after engine No. T318-23178, B-4-HM after engine No. T328-60041, B-4-JM, B-4-KM after engine No. T330-60042)	3, 4	1	1	-	1	1	1	-	-	1	1	1	1	1	-	-	-	-	1402 961
CRANKSHAFT GEAR OR SPROCKET																				
9-08-5	SPROCKET (19T)	-	1	1	1	1	1	1	1	1	1	1	1	1	1	-	-	-	-	601 760
	Key, Woodruff	-	1	1	1	1	1	1	1	1	1	1	1	1	1	-	-	-	-	124 551
	GEAR, Timing	-	-	-	-	-	-	-	-	-	-	-	-	-	-	1	1	1	1	868 837
	Key, Woodruff	-	-	-	-	-	-	-	-	-	-	-	-	-	-	1	1	1	1	113 879

★ Indicates use as required.

Prices and specifications subject to change without notice.

☐ Indicates parts not listed in any previous parts books.

Series No. (1 indicates B-1 Series) (2 indicates B-2 Series) (3 indicates B-3 Series) (4 indicates B-4 Series)

Where no Series No. is shown part is for B-1, B-2, B-3 and B-4 Series.

* Indicates change or addition.

CODE	PART NAME AND DESCRIPTION	SERIES NO.	MODEL CODES														PART NO.		
			B	C	D	F	G	H & HH	FM	GM	HM & HHM	J	JM	K	KM	R		T	V
CRANKSHAFT BEARINGS																			
Note: Crankshaft bearing packages consists of one upper and one lower bearing.																			
9-09-2	BEARING PACKAGE,																		
	No. 1 (std.)	-	1	1	1	-	-	-	-	-	-	-	-	-	-	-	-	-	-
	No. 1 (.001 U/S)	-	1	1	1	-	-	-	-	-	-	-	-	-	-	-	-	-	-
	No. 1 (.002 U/S)	-	1	1	1	-	-	-	-	-	-	-	-	-	-	-	-	-	-
	No. 1 (.003 U/S)	-	1	1	1	-	-	-	-	-	-	-	-	-	-	-	-	-	-
	No. 1 (.010 U/S)	-	1	1	1	-	-	-	-	-	-	-	-	-	-	-	-	-	-
	No. 1 (.012 U/S)	-	1	1	1	-	-	-	-	-	-	-	-	-	-	-	-	-	-
	No. 1 (.020 U/S)	-	1	1	1	-	-	-	-	-	-	-	-	-	-	-	-	-	-
	No. 1 (.030 U/S)	-	1	1	1	-	-	-	-	-	-	-	-	-	-	-	-	-	-
	No. 1 (.040 U/S)	-	1	1	1	-	-	-	-	-	-	-	-	-	-	-	-	-	-
	Nos. 2 and 3 (std.)	-	2	2	2	-	-	-	-	-	-	-	-	-	-	-	-	-	-
	Nos. 2 and 3 (.001 U/S)	-	2	2	2	-	-	-	-	-	-	-	-	-	-	-	-	-	-
	Nos. 2 and 3 (.002 U/S)	-	2	2	2	-	-	-	-	-	-	-	-	-	-	-	-	-	-
	Nos. 2 and 3 (.003 U/S)	-	2	2	2	-	-	-	-	-	-	-	-	-	-	-	-	-	-
	Nos. 2 and 3 (.010 U/S)	-	2	2	2	-	-	-	-	-	-	-	-	-	-	-	-	-	-
	Nos. 2 and 3 (.012 U/S)	-	2	2	2	-	-	-	-	-	-	-	-	-	-	-	-	-	-
	Nos. 2 and 3 (.020 U/S)	-	2	2	2	-	-	-	-	-	-	-	-	-	-	-	-	-	-
	Nos. 2 and 3 (.030 U/S)	-	2	2	2	-	-	-	-	-	-	-	-	-	-	-	-	-	-
	Nos. 2 and 3 (.040 U/S)	-	2	2	2	-	-	-	-	-	-	-	-	-	-	-	-	-	-
	No. 4 (std.)	-	1	1	1	-	-	-	-	-	-	-	-	-	-	-	-	-	-
	No. 4 (.001 U/S)	-	1	1	1	-	-	-	-	-	-	-	-	-	-	-	-	-	-
	No. 4 (.002 U/S)	-	1	1	1	-	-	-	-	-	-	-	-	-	-	-	-	-	-
	No. 4 (.003 U/S)	-	1	1	1	-	-	-	-	-	-	-	-	-	-	-	-	-	-
	No. 4 (.010 U/S)	-	1	1	1	-	-	-	-	-	-	-	-	-	-	-	-	-	-
	No. 4 (.012 U/S)	-	1	1	1	-	-	-	-	-	-	-	-	-	-	-	-	-	-
	No. 4 (.020 U/S)	-	1	1	1	-	-	-	-	-	-	-	-	-	-	-	-	-	-
	No. 4 (.030 U/S)	-	1	1	1	-	-	-	-	-	-	-	-	-	-	-	-	-	-
	No. 4 (.040 U/S)	-	1	1	1	-	-	-	-	-	-	-	-	-	-	-	-	-	-
	Nos. 1, 2 and 3 (std.)	-	-	-	-	3	3	3	3	3	-	-	-	-	-	-	-	-	-
	Nos. 1, 2 and 3 (std.)	1, 2, 3	-	-	-	-	-	-	-	-	3	3	3	3	-	-	-	-	-
	Nos. 1, 2 and 3 (std.)	4	-	-	-	-	-	-	-	-	3	3	3	3	-	-	-	-	-
	Nos. 1, 2 and 3 (.001 U/S)	-	-	-	-	3	3	3	3	3	-	-	-	-	-	-	-	-	-
	Nos. 1, 2 and 3 (.001 U/S)	1, 2, 3	-	-	-	-	-	-	-	-	3	3	3	3	-	-	-	-	-
	Nos. 1, 2 and 3 (.001 U/S)	4	-	-	-	-	-	-	-	-	3	3	3	3	-	-	-	-	-
	Nos. 1, 2 and 3 (.002 U/S)	-	-	-	-	3	3	3	3	3	-	-	-	-	-	-	-	-	-
	Nos. 1, 2 and 3 (.002 U/S)	1, 2, 3	-	-	-	-	-	-	-	-	3	3	3	3	-	-	-	-	-
	Nos. 1, 2 and 3 (.002 U/S)	4	-	-	-	-	-	-	-	-	3	3	3	3	-	-	-	-	-
	Nos. 1, 2 and 3 (.003 U/S)	1, 2, 3	-	-	-	-	-	-	-	-	3	3	3	3	-	-	-	-	-
	Nos. 1, 2 and 3 (.010 U/S)	-	-	-	-	3	3	3	3	3	-	-	-	-	-	-	-	-	-
	Nos. 1, 2 and 3 (.010 U/S)	1, 2, 3	-	-	-	-	-	-	-	-	3	3	3	3	-	-	-	-	-
	Nos. 1, 2 and 3 (.010 U/S)	4	-	-	-	-	-	-	-	-	3	3	3	3	-	-	-	-	-
	Nos. 1, 2 and 3 (.012 U/S)	-	-	-	-	3	3	3	3	3	-	-	-	-	-	-	-	-	-
	Nos. 1, 2 and 3 (.012 U/S)	1, 2, 3	-	-	-	-	-	-	-	-	3	3	3	3	-	-	-	-	-
	Nos. 1, 2 and 3 (.012 U/S)	4	-	-	-	-	-	-	-	-	3	3	3	3	-	-	-	-	-
	Nos. 1, 2 and 3 (.020 U/S)	-	-	-	-	3	3	3	3	3	-	-	-	-	-	-	-	-	-
	Nos. 1, 2 and 3 (.020 U/S)	1, 2, 3	-	-	-	-	-	-	-	-	3	3	3	3	-	-	-	-	-
	Nos. 1, 2 and 3 (.020 U/S)	4	-	-	-	-	-	-	-	-	3	3	3	3	-	-	-	-	-
	Nos. 1, 2 and 3 (.030 U/S)	-	-	-	-	3	3	3	3	3	-	-	-	-	-	-	-	-	-
	Nos. 1, 2 and 3 (.030 U/S)	1, 2, 3	-	-	-	-	-	-	-	-	3	3	3	3	-	-	-	-	-
	Nos. 1, 2 and 3 (.030 U/S)	4	-	-	-	-	-	-	-	-	3	3	3	3	-	-	-	-	-
	Nos. 1, 2 and 3 (.040 U/S)	-	-	-	-	3	3	3	3	3	-	-	-	-	-	-	-	-	-
	Nos. 1, 2 and 3 (.040 U/S)	1, 2, 3	-	-	-	-	-	-	-	-	3	3	3	3	-	-	-	-	-
	Nos. 1, 2 and 3 (.040 U/S)	4	-	-	-	-	-	-	-	-	3	3	3	3	-	-	-	-	-
	No. 4 (std.)	-	-	-	-	1	1	1	1	1	-	-	-	-	-	-	-	-	-
	No. 4 (std.)	1, 2, 3	-	-	-	-	-	-	-	-	1	1	1	1	-	-	-	-	-
	No. 4 (std.)	4	-	-	-	-	-	-	-	-	1	1	1	1	-	-	-	-	-

★ Indicates use as required.

□ Indicates parts not listed in any previous parts books.

Series No. (1 indicates B-1 Series) (2 indicates B-2 Series) (3 indicates B-3 Series) (4 indicates B-4 Series)

Where no Series No. is shown part is for B-1, B-2, B-3 and B-4 Series.

April 20, 1953 Supersedes Dec. 31, 1952.

Page 9-10

Prices and specifications subject to change without notice.

Printed in U.S.A.

* Indicates change or addition.

CODE	PART NAME AND DESCRIPTION	SERIES NO.	MODEL CODES														PART NO.		
			B	C	D	F	G	H & HH	FM	GM	HM & HHM	J	JM	K	KM	R		T	V
CRANKSHAFT BEARINGS - Cont'd																			
9-09-2	BEARING PACKAGE,																		
	No. 4 (.001 U/S)	-	-	-	-	1	1	1	1	1	1	-	-	-	-	-	-	-	-
	No. 4 (.001 U/S)	1,2,3	-	-	-	-	-	-	-	-	-	1	1	1	1	-	-	-	-
	No. 4 (.001 U/S)	4	-	-	-	-	-	-	-	-	-	1	1	1	1	-	-	-	-
	No. 4 (.002 U/S)	-	-	-	-	1	1	1	1	1	1	-	-	-	-	-	-	-	-
	No. 4 (.002 U/S)	1,2,3	-	-	-	-	-	-	-	-	-	1	1	1	1	-	-	-	-
	No. 4 (.002 U/S)	4	-	-	-	-	-	-	-	-	-	1	1	1	1	-	-	-	-
	No. 4 (.003 U/S)	1,2,3	-	-	-	-	-	-	-	-	-	1	1	1	1	-	-	-	-
	No. 4 (.010 U/S)	-	-	-	-	1	1	1	1	1	1	-	-	-	-	-	-	-	-
	No. 4 (.010 U/S)	1,2,3	-	-	-	-	-	-	-	-	-	1	1	1	1	-	-	-	-
	No. 4 (.010 U/S)	4	-	-	-	-	-	-	-	-	-	1	1	1	1	-	-	-	-
	No. 4 (.012 U/S)	-	-	-	-	1	1	1	1	1	1	-	-	-	-	-	-	-	-
	No. 4 (.012 U/S)	1,2,3	-	-	-	-	-	-	-	-	-	1	1	1	1	-	-	-	-
	No. 4 (.012 U/S)	4	-	-	-	-	-	-	-	-	-	1	1	1	1	-	-	-	-
	No. 4 (.020 U/S)	-	-	-	-	1	1	1	1	1	1	-	-	-	-	-	-	-	-
	No. 4 (.020 U/S)	1,2,3	-	-	-	-	-	-	-	-	-	1	1	1	1	-	-	-	-
	No. 4 (.020 U/S)	4	-	-	-	-	-	-	-	-	-	1	1	1	1	-	-	-	-
	No. 4 (.030 U/S)	-	-	-	-	1	1	1	1	1	1	-	-	-	-	-	-	-	-
	No. 4 (.030 U/S)	1,2,3	-	-	-	-	-	-	-	-	-	1	1	1	1	-	-	-	-
	No. 4 (.030 U/S)	4	-	-	-	-	-	-	-	-	-	1	1	1	1	-	-	-	-
	No. 4 (.040 U/S)	-	-	-	-	1	1	1	1	1	1	-	-	-	-	-	-	-	-
	No. 4 (.040 U/S)	1,2,3	-	-	-	-	-	-	-	-	-	1	1	1	1	-	-	-	-
	No. 4 (.040 U/S)	4	-	-	-	-	-	-	-	-	-	1	1	1	1	-	-	-	-
	No. 1 (std.)	-	-	-	-	-	-	-	-	-	-	-	-	-	-	1	1	1	1
	No. 1 (.002 U/S)	-	-	-	-	-	-	-	-	-	-	-	-	-	-	1	1	1	1
	No. 1 (.010 U/S)	-	-	-	-	-	-	-	-	-	-	-	-	-	-	1	1	1	1
	No. 1 (.012 U/S)	-	-	-	-	-	-	-	-	-	-	-	-	-	-	1	1	1	1
	No. 1 (.020 U/S)	-	-	-	-	-	-	-	-	-	-	-	-	-	-	1	1	1	1
	No. 1 (.040 U/S)	-	-	-	-	-	-	-	-	-	-	-	-	-	-	1	1	1	1
	Nos. 2,3,5 and 6 (std.)	-	-	-	-	-	-	-	-	-	-	-	-	-	-	4	4	4	4
	Nos. 2,3,5 and 6 (.002 U/S)	-	-	-	-	-	-	-	-	-	-	-	-	-	-	4	4	4	4
	Nos. 2,3,5 and 6 (.010 U/S)	-	-	-	-	-	-	-	-	-	-	-	-	-	-	4	4	4	4
	Nos. 2,3,5 and 6 (.012 U/S)	-	-	-	-	-	-	-	-	-	-	-	-	-	-	4	4	4	4
	Nos. 2,3,5 and 6 (.020 U/S)	-	-	-	-	-	-	-	-	-	-	-	-	-	-	4	4	4	4
	Nos. 2,3,5 and 6 (.040 U/S)	-	-	-	-	-	-	-	-	-	-	-	-	-	-	4	4	4	4
	No. 4 (std.)	-	-	-	-	-	-	-	-	-	-	-	-	-	-	1	1	1	1
	No. 4 (.002 U/S)	-	-	-	-	-	-	-	-	-	-	-	-	-	-	1	1	1	1
	No. 4 (.010 U/S)	-	-	-	-	-	-	-	-	-	-	-	-	-	-	1	1	1	1
	No. 4 (.012 U/S)	-	-	-	-	-	-	-	-	-	-	-	-	-	-	1	1	1	1
	No. 4 (.020 U/S)	-	-	-	-	-	-	-	-	-	-	-	-	-	-	1	1	1	1
	No. 4 (.030 U/S)	-	-	-	-	-	-	-	-	-	-	-	-	-	-	1	1	1	1
	No. 4 (.040 U/S)	-	-	-	-	-	-	-	-	-	-	-	-	-	-	1	1	1	1
	No. 7 (std.)	-	-	-	-	-	-	-	-	-	-	-	-	-	-	1	1	1	1
	No. 7 (.002 U/S)	-	-	-	-	-	-	-	-	-	-	-	-	-	-	1	1	1	1
	No. 7 (.010 U/S)	-	-	-	-	-	-	-	-	-	-	-	-	-	-	1	1	1	1
	No. 7 (.012 U/S)	-	-	-	-	-	-	-	-	-	-	-	-	-	-	1	1	1	1
	No. 7 (.020 U/S)	-	-	-	-	-	-	-	-	-	-	-	-	-	-	1	1	1	1
	No. 7 (.040 U/S)	-	-	-	-	-	-	-	-	-	-	-	-	-	-	1	1	1	1
CRANKSHAFT BEARING CAPS AND STUDS																			
9-10-5	CAP, No. 1	-	1	1	1	-	-	-	-	-	-	-	-	-	-	-	-	-	-
		-	-	-	-	1	1	1	1	1	1	1	1	1	1	-	-	-	-
		-	-	-	-	-	-	-	-	-	-	-	-	-	-	1	1	1	1
9-10-6	CAP, No. 2	-	1	1	1	-	-	-	-	-	-	-	-	-	-	-	-	-	-
		-	-	-	-	1	1	1	1	1	1	1	1	1	1	-	-	-	-
		-	-	-	-	-	-	-	-	-	-	-	-	-	-	1	1	1	1
9-10-7	CAP, No. 3	-	1	1	1	-	-	-	-	-	-	-	-	-	-	-	-	-	-
		-	-	-	-	1	1	1	1	1	1	1	1	1	1	-	-	-	-
		-	-	-	-	-	-	-	-	-	-	-	-	-	-	1	1	1	1
9-10-8	CAP, No. 4 (B-3-B, B-3-C up to engine No. T306-122219)	1,2,3	1	1	-	-	-	-	-	-	-	-	-	-	-	-	-	-	-
		-	-	-	-	-	-	-	-	-	-	-	-	-	-	-	-	-	-
		-	-	-	-	-	-	-	-	-	-	-	-	-	-	-	-	-	-

★ Indicates use as required.

□ Indicates parts not listed in any previous parts books.

Series No. (1 indicates B-1 Series) (2 indicates B-2 Series) (3 indicates B-3 Series) (4 indicates B-4 Series)

Where no Series No. is shown part is for B-1, B-2, B-3 and B-4 Series.

* Indicates change or addition.

Prices and specifications subject to change without notice.

CODE	PART NAME AND DESCRIPTION	SERIES NO.	MODEL CODES													PART NO.			
			B	C	D	F	G	H & HH	FM	GM	HM & HHM	J	JM	K	KM		R	T	V
CRANKSHAFT BEARING CAPS AND STUDS - Cont'd																			
9-10-8	CAP (B-3-B, B-3-C after engine No. T306-122219)	3, 4	1	1	-	-	-	-	-	-	-	-	-	-	-	-	-	-	81450 437
					1	1	1	1	1	1	1	1	1	1	1	1	1	1	891 401
															1	1	1	1	680 065
9-10-9	CAP, No. 5														1	1	1	1	680 064
9-10-10	CAP, No. 6														1	1	1	1	680 064
9-10-11	CAP, No. 7														1	1	1	1	680 066
9-10-15	NUT, Cap Stud														16	16	16	16	308 540
	Washer, lock														16	16	16	16	120 384
9-10-19	SCREW		8	8	8	8	8	8	8	8	8	8	8	8	-	-	-	-	864 118
	Washer, lock		8	8	8	8	8	8	8	8	8	8	8	8	-	-	-	-	120 384
	STUD	1, 2, 3	-	-	-	-	-	-	-	-	-	-	-	-	16	16	16	16	304 719
		4	-	-	-	-	-	-	-	-	-	-	-	-	16	16	16	16	864 118
9-10-22	GASKET, Cap, Left (B-3-B, B-3-C up to engine No. T306-122219) . .	1, 2, 3	1	1	-	-	-	-	-	-	-	-	-	-	-	-	-	-	* 954 392
	Left (B-3-B, B-3-C after engine No. T306-122219)	3, 4	1	1	-	-	-	-	-	-	-	-	-	-	-	-	-	-	* 863 013
	Right (B-3-B, B-3-C up to engine No. T306-122219)	1, 2, 3	1	1	-	-	-	-	-	-	-	-	-	-	-	-	-	-	* 954 393
	Right (B-3-B, B-3-C after engine No. T306-122219)	3, 4	1	1	-	-	-	-	-	-	-	-	-	-	-	-	-	-	* 863 012
	Left		-	-	1	-	-	-	-	-	-	-	-	-	-	-	-	-	863 013
	Right		-	-	1	-	-	-	-	-	-	-	-	-	-	-	-	-	863 012
	Left	1, 2	-	-	-	1	1	1	1	1	1	1	1	1	-	-	-	-	1116 709
	Left (B-3-F, B-3-G up to engine No. T314-9436, B-3-H, B-3-HH up to engine No. T316-7444, B-3-GM up to engine No. T326-1356, B-3-HM, B-3-HHM up to engine No. T328-4319, B-3-J, B-3-K up to engine No. T318-8053, B-3-JM, B-3-KM up to engine No. T330-1599) . .	3	-	-	-	1	1	1	-	1	1	1	1	1	-	-	-	-	1116 709
	Left (B-3-F, B-3-G after engine No. T314-9436, B-3-H, B-3-HH after engine No. T316-7444, B-3-GM after engine No. T326-1356, B-3-HM, B-3-HHM after engine No. T328-4319, B-3-J, B-3-K after engine No. T318-8053, B-3-JM, B-3-KM after engine No. T330-1599) . .	3	-	-	-	1	1	1	-	1	1	1	1	1	-	-	-	-	863 013
	Left	4	-	-	-	1	1	1	-	1	1	1	1	1	-	-	-	-	863 013
	Right	1, 2	-	-	-	1	1	1	1	1	1	1	1	1	-	-	-	-	1116 708
	Right (B-3-F, B-3-G up to engine No. T314-9436, B-3-H, B-3-HH up to engine No. T316-7444, B-3-GM up to engine No. T326-1356, B-3-HM, B-3-HHM up to engine No. T328-4319, B-3-J, B-3-K up to engine No. T318-8053, B-3-JM, B-3-KM up to engine No. T330-1599)	3	-	-	-	1	1	1	-	1	1	1	1	1	-	-	-	-	1116 708

★ Indicates use as required.

□ Indicates parts not listed in any previous parts books.
 Series No. (1 indicates B-1 Series) (2 indicates B-2 Series) (3 indicates B-3 Series) (4 indicates B-4 Series)
 Where no Series No. is shown part is for B-1, B-2, B-3 and B-4 Series.

April 20, 1953 Supersedes Dec. 31, 1952.

Prices and specifications subject to change without notice.

Printed in U.S.A.
 * Indicates change or addition.

CODE	PART NAME AND DESCRIPTION	SERIES NO.	MODEL CODES													PART NO.				
			B	C	D	F	G	H & HH	FM	GM	HM & HHM	J	JM	K	KM		R	T	V	Y
CRANKSHAFT BEARING CAPS AND STUDS - Cont'd																				
9-10-22	GASKET, Cap Right (B-3-F, B-3-G after engine No. T314-9436, B-3-H, B-3-HH after engine No. T326-1356, B-3-HM, B-3-HHM after engine No. T328-4319, B-3-J, B-3-K after engine No. T318-8053, B-3-JM, B-3-KM after serial No. T330-1599) . . .	3	-	-	-	1	1	1	-	1	1	1	1	1	1	-	-	-	-	863 012
	Right	4	-	-	-	1	1	1	-	1	1	1	1	1	1	-	-	-	-	863 012
	Cap	-	-	-	-	-	-	-	-	-	-	-	-	-	-	2	2	2	2	318 602
9-10-27	SEAL, No. 7 Cap Stud	-	-	-	-	-	-	-	-	-	-	-	-	-	-	2	2	2	-	1114 461
		2, 3	-	-	-	-	-	-	-	-	-	-	-	-	-	-	-	-	-	1114 461
		4	-	-	-	-	-	-	-	-	-	-	-	-	-	-	-	-	2	1316 815
CRANKSHAFT REAR BEARING OIL SEAL																				
9-11-1	OIL SEAL PACKAGE (B-3-B, B-3-C up to engine No. T306- 122219)	1, 2, 3	1	1	-	-	-	-	-	-	-	-	-	-	-	-	-	-	-	* 996 350
	(B-3-B, B-3-C after engine No. T306-122219)	3, 4	1	1	-	-	-	-	-	-	-	-	-	-	-	-	-	-	-	*1315 472
	(up to engine No. T310-15023)	1, 2	-	-	1	-	-	-	-	-	-	-	-	-	-	-	-	-	-	891 458
	(after engine No. T310-15023)	3	-	-	1	-	-	-	-	-	-	-	-	-	-	-	-	-	-	891 458
		3	-	-	1	-	-	-	-	-	-	-	-	-	-	-	-	-	-	1315 472
		-	-	-	-	-	-	-	-	-	-	-	-	-	-	1	1	1	1	1243 795
		-	-	-	1	1	1	1	1	1	1	1	1	1	1	1	1	1	1	1315 472
		1, 2, 3	-	-	-	-	-	-	-	-	-	-	-	-	-	1	1	1	1	*1243 795
		4	-	-	-	-	-	-	-	-	-	-	-	-	-	1	1	1	1	1450 444
9-11-5	OIL SEAL	-	2	2	2	-	-	-	-	-	-	-	-	-	-	-	-	-	-	642 978
		-	-	-	-	-	-	-	-	-	-	-	-	-	-	2	2	2	2	304 744
9-11-6	GASKET	-	2	2	2	-	-	-	-	-	-	-	-	-	-	-	-	-	-	633 298
9-11-7	RETAINER	-	2	2	2	-	-	-	-	-	-	-	-	-	-	-	-	-	-	642 976
		-	-	-	-	-	-	-	-	-	-	-	-	-	-	2	2	2	2	304 743
9-11-8	SCREW, Retainer	-	6	6	6	-	-	-	-	-	-	-	-	-	-	6	6	6	6	44 650
	Washer, lock	-	6	6	6	-	-	-	-	-	-	-	-	-	-	6	6	6	6	121 753
9-11-12	PACKING, Rear Bearing Cap	-	-	-	-	-	-	-	-	-	-	-	-	-	-	2	2	2	2	316 388
CRANKSHAFT VIBRATION DAMPER																				
9-13-5	DAMPER	4	-	-	-	-	-	-	-	-	-	1	1	1	1	-	-	-	-	1487 131
		-	-	-	-	-	-	-	-	-	-	-	-	-	-	1	1	1	1	1138 086
9-13-21	HUB	4	-	-	-	-	-	-	-	-	-	1	1	1	1	-	-	-	-	1402 104
		-	-	-	-	-	-	-	-	-	-	-	-	-	-	1	1	1	1	1142 372
9-13-26	SCREW; Flange (3/8"-24 x 1")	4	-	-	-	-	-	-	-	-	-	8	8	8	8	-	-	-	-	861 307
		-	-	-	-	-	-	-	-	-	-	-	-	-	-	8	8	8	8	861 307
	Washer, lock	-	-	-	-	-	-	-	-	-	-	8	8	8	8	8	8	8	8	120 382
CAMSHAFT																				
9-15-1	CAMSHAFT (B-3-B, B-3-C up to engine No. T306-124319)	1, 2, 3	1	1	-	-	-	-	-	-	-	-	-	-	-	-	-	-	-	* 869 997
	(B-3-B, B-3-C after engine No. T306-124319)	3, 4	1	1	-	-	-	-	-	-	-	-	-	-	-	-	-	-	-	1530 199
	(up to engine No. T146-29688)	1	-	-	1	-	-	-	-	-	-	-	-	-	-	-	-	-	-	869 997
	(B-1-D after engine No. T146-29688)	1, 2, 3, 4	-	-	1	-	-	-	-	-	-	-	-	-	-	-	-	-	-	1311 807

★ Indicates use as required.

□ Indicates parts not listed in any previous parts books.

Series No. (1 indicates B-1 Series) (2 indicates B-2 Series) (3 indicates B-3 Series) (4 indicates B-4 Series)

Where no Series No. is shown part is for B-1, B-2, B-3 and B-4 Series.

* Indicates change or addition.

Prices and specifications subject to change without notice.

CODE	PART NAME AND DESCRIPTION	SERIES NO.	MODEL CODES													PART NO.			
			B	C	D	F	G	H & HH	FM	GM	HM & HHM	J	JM	K	KM		R	T	V
CAMSHAFT - Cont'd																			
9-15-1	CAMSHAFT (B-3-F, B-3-G up to engine No. T314-51013, B-3-HH up to engine No. T316-30948, B-3-J, B-3-K up to engine No. T318-22967, B-3-HHM up to engine No. T328-2033, B-3-JM, B-3-KM up to engine No. T330-2259)	1, 2, 3	-	-	-	1	1	1	1	1	1	1	1	1	1	-	-	-	1067 201
	(B-3-F, B-3-G after engine No. T314-51013, B-3-HH after engine No. T316-30948, B-3-J, B-3-K after engine No. T318-22969, B-3-HHM after engine No. T328-2033 B-3-JM, B-3-KM after engine No. T330-2259)	3, 4	-	-	-	1	1	1	1	1	1	1	1	1	-	-	-	1530 201	
		-	-	-	-	-	-	-	-	-	-	-	-	-	1	1	1	1116 272	
		2, 3	-	-	-	-	-	-	-	-	-	-	-	-	-	-	-	1142 968	
		4	-	-	-	-	-	-	-	-	-	-	-	-	-	-	-	1484 083	
9-15-6	PLATE, Sprocket Hub Thrust	-	1	1	1	1	1	1	1	1	1	1	1	1	-	-	-	600 786	
	Bolt, 5/16"-18 x 3/4"	-	2	2	2	2	2	2	2	2	2	2	2	2	-	-	-	122 007	
	Washer, lock	-	2	2	2	2	2	2	2	2	2	2	2	2	-	-	-	120 214	
	PLATE, Thrust	-	-	-	-	-	-	-	-	-	-	-	-	-	1	1	1	52 201	
	Bolt, 3/8"-16 x 1"	-	-	-	-	-	-	-	-	-	-	-	-	2	2	2	2	120 233	
	Washer, lock	-	-	-	-	-	-	-	-	-	-	-	-	2	2	2	2	120 382	
CAMSHAFT BEARING																			
9-16-6	BEARING, No. 1	-	1	1	1	-	-	-	-	-	-	-	-	-	-	-	-	632 465	
	No. 2	-	1	1	1	-	-	-	-	-	-	-	-	-	-	-	-	632 466	
	No. 3	-	1	1	1	-	-	-	-	-	-	-	-	-	-	-	-	632 467	
	No. 1	-	-	-	1	1	1	1	1	1	1	1	1	-	-	-	-	632 465	
	No. 2	-	-	-	1	1	1	1	1	1	1	1	1	-	-	-	-	665 786	
	No. 3	-	-	-	1	1	1	1	1	1	1	1	1	-	-	-	-	665 787	
	No. 1	-	-	-	-	-	-	-	-	-	-	-	-	1	1	1	1	674 737	
	No. 2	-	-	-	-	-	-	-	-	-	-	-	-	1	1	1	1	674 738	
	No. 3	-	-	-	-	-	-	-	-	-	-	-	-	1	1	1	1	674 739	
CAMSHAFT GEAR OR SPROCKET																			
9-17-5	SPROCKET (38T.)	-	1	1	1	1	1	1	1	1	1	1	1	1	-	-	-	601 757	
	Key, Woodruff	-	1	1	1	1	1	1	1	1	1	1	1	-	-	-	-	114 813	
	GEAR (54T.)	-	-	-	-	-	-	-	-	-	-	-	-	1	1	1	1	1120 675	
	Key, Woodruff	-	-	-	-	-	-	-	-	-	-	-	-	1	1	1	1	124 551	
9-17-7	WASHER, Screw	-	-	-	-	-	-	-	-	-	-	-	-	1	1	1	1	50 072	
9-17-9	SCREW	-	3	3	3	3	3	3	3	3	3	3	3	-	-	-	-	601 766	
	Washer, lock	-	3	3	3	3	3	3	3	3	3	3	3	-	-	-	-	120 214	
	SCREW	-	-	-	-	-	-	-	-	-	-	-	-	1	1	1	1	53 343	
	Washer, lock	-	-	-	-	-	-	-	-	-	-	-	-	1	1	1	1	138 557	
9-17-20	HUB (B-3-B, B-3-C up to engine No. T306-124319, B-3-F, B-3-G up to engine No. T314-51013, B-3-HH up to engine No. T316-30948, B-3-J, B-3-K up to engine No. T318-22967, B-3-HHM up to engine No. T328-2033, B-3-JM, B-3-KM up to engine No. T330-2033)	1, 2, 3	1	1	1	1	1	1	1	1	1	1	1	1	-	-	-	* 869 998	

★ Indicates use as required.

□ Indicates parts not listed in any previous parts books.
 Series No. (1 indicates B-1 Series) (2 indicates B-2 Series) (3 indicates B-3 Series) (4 indicates B-4 Series)
 Where no Series No. is shown part is for B-1, B-2, B-3 and B-4 Series.

April 20, 1953 Supersedes Dec. 31, 1952.

Prices and specifications subject to change without notice.

Printed in U.S.A.

* Indicates change or addition.

CODE	PART NAME AND DESCRIPTION	SYMBOL LETTERS	SERIES NO.	MODEL CODES													PART NO.			
				B	C	D	F	G	H & HH	FM	GM	HM & HHM	J	JM	K	KM		R	T	V
CAMSHAFT GEAR OR SPROCKET - Cont'd																				
9-17-20	HUB (B-3-B, B-3-C after engine No. T306-124319, B-3-F, B-3-G, after engine No. T314-51013, B-3-HH after engine No. T316-30948, B-3-J, B-3-K after engine No. T318-22967, B-3-HHM after engine No. T328-2033, B-3-JM, B-3-KM after engine No. T330-2033)		3, 4	1	1	-	1	1	1	-	-	1	1	1	1	-	-	-	-	E1489 998
CAMSHAFT GEAR OR SPROCKET OIL TUBE																				
9-19-3	TUBE		-	1	1	1	1	1	1	1	1	1	1	1	1	-	-	-	-	600 787
	Clip, closed type		-	1	1	1	1	1	1	1	1	1	1	1	1	1	1	1	1	868 838
	Screw or Bolt, 1/4"-20 x 5/8"		-	1	1	1	1	1	1	1	1	1	1	1	1	1	1	1	1	120 520
	Bolt, 1/4"-20 x 1"		-	1	1	1	1	1	1	1	1	1	1	1	1	1	1	1	1	132 259
	Washer, lock		-	1	1	1	1	1	1	1	1	1	1	1	1	1	1	1	1	121 900
	Elbow		-	-	-	-	-	-	-	-	-	-	-	-	-	1	1	1	1	120 380
	Nut		-	-	-	-	-	-	-	-	-	-	-	-	1	1	1	1	1	137 420
			-	-	-	-	-	-	-	-	-	-	-	-	1	1	1	1	1	137 396
TIMING CHAIN																				
9-20-1	CHAIN		-	1	1	1	1	1	1	1	1	1	1	1	1	-	-	-	-	1075 001
CHAIN CASE COVER																				
9-23-1	OIL SEAL PACKAGE (B-3-B, B-3-C up to engine No. T306-126311, B-3-F, B-3-G up to engine No. T314-32565, B-4-F, B-4-G up to engine No. T314-60683, B-3-HH up to engine No. T316-33218, B-4-H up to engine No. T316-60434, B-3-J, B-3-K up to engine No. T318-23178, B-4-HM up to engine No. T328-60042, B-4-JM, B-4-KM up to engine No. T330-60041)		1, 2, 3, 4	1	1	1	1	1	1	1	1	1	1	1	1	-	-	-	-	*1064 730
	(B-3-B, B-3-C after engine No. T306-126311, B-3-F, B-3-G after engine No. T314-32565, B-4-F, B-4-G after engine No. T314-60683, B-3-HH after engine No. T316-33218, B-4-H after engine No. T316-60434, B-3-J, B-3-K after engine No. T318-23178, B-4-HM after engine No. T328-60042, B-4-JM, B-4-KM after engine No. T330-60041)		3, 4	1	1	-	1	1	1	-	-	1	1	1	1	-	-	-	-	E1450 316

★ Indicates use as required.
 □ Indicates parts not listed in any previous parts books.
 Series No. (1 indicates B-1 Series) (2 indicates B-2 Series) (3 indicates B-3 Series) (4 indicates B-4 Series)
 Where no Series No. is shown part is for B-1, B-2, B-3 and B-4 Series.
 * Indicates change or addition.

Prices and specifications subject to change without notice.
 Printed in U.S.A.
 April 20, 1953 Supersedes Dec. 31, 1952.

Page 9-15

CODE	PART NAME AND DESCRIPTION	SYMBOL LETTERS	SERIES NO.	MODEL CODES																PART NO.
				B	C	D	F	G	H & HH	FM	GM	HM & HHM	J	JM	K	KM	R	T	V	
CHAIN CASE COVER - Cont'd																				
9-23-5	COVER, w/OIL SEAL (B-3-B, B-3-C up to engine No. T306-126311)		1, 2, 3	1	1	1	-	-	-	-	-	-	-	-	-	-	-	-	*1401 521	
	(B-3-B, B-3-C after engine No. T306-126311)		3, 4	1	1	1	-	-	-	-	-	-	-	-	-	-	-	-	□1533 610	
			1, 2, 3	-	-	1	1	1	1	1	1	1	1	1	1	1	1	1	*1124 434	
			4	-	-	1	1	1	1	1	1	1	1	1	1	1	1	1	□1533 613	
	Bolt, 5/16"-24 x 3/4"		-	3	3	3	3	3	3	3	3	3	3	3	3	3	3	3	120 741	
	Nut.		-	3	3	3	3	3	3	3	3	3	3	3	3	3	3	3	120 368	
	COVER.		1, 2	-	-	-	-	-	-	-	-	-	-	-	1	1	1	1	1117 081	
	(B-3-R up to engine No. T320-1109, B-3-T, B-3-V up to engine No. T322-1073; B-3-Y up to engine No. T324-1088)		3	-	-	-	-	-	-	-	-	-	-	-	1	1	1	1	1117 081	
	(B-3-R after engine No. T320-1109, B-3-T, B-3-V after engine No. T322-1073; B-3-Y after engine No. T324-1088)		3, 4	-	-	-	-	-	-	-	-	-	-	-	1	1	1	1	*1319 379	
	Bolt, 3/8"-16 x 1"		-	-	-	-	-	-	-	-	-	-	-	-	★	★	★	★	120 233	
	3/8"-16 x 1 1/2"		-	-	-	-	-	-	-	-	-	-	-	-	★	★	★	★	120 918	
	3/8"-16 x 3"		-	-	-	-	-	-	-	-	-	-	-	-	★	★	★	★	122 207	
	Washer, lock		-	-	-	-	-	-	-	-	-	-	-	-	★	★	★	★	120 382	
	Bolt, 7/16"-14 x 3 1/2"		-	-	-	-	-	-	-	-	-	-	-	-	★	★	★	★	122 348	
	Washer, lock		-	-	-	-	-	-	-	-	-	-	-	-	★	★	★	★	120 383	
	Bolt, 7/16"-20 x 3 1/2"		-	-	-	-	-	-	-	-	-	-	-	-	★	★	★	★	124 358	
	Nut.		-	-	-	-	-	-	-	-	-	-	-	-	★	★	★	★	120 370	
	Washer, lock		-	-	-	-	-	-	-	-	-	-	-	-	★	★	★	★	120 383	
	Bolt, 1/2"-13 x 3"		-	-	-	-	-	-	-	-	-	-	-	-	★	★	★	★	120 237	
	1/2"-13 x 4"		-	-	-	-	-	-	-	-	-	-	-	-	★	★	★	★	122 513	
	1/2"-13 x 5"		-	-	-	-	-	-	-	-	-	-	-	-	★	★	★	★	100 168	
	Washer, lock		-	-	-	-	-	-	-	-	-	-	-	-	★	★	★	★	120 384	
9-23-10	SCREW, w/WASHER (B-3-R after engine No. T320-1109, B-3-T, B-3-V after engine No. T322-1073, B-3-Y after engine No. T324-1088)		3	-	-	-	-	-	-	-	-	-	-	-	2	2	2	2	579 719	
	Washer, lock		-	-	-	-	-	-	-	-	-	-	-	-	2	2	2	2	120 382	
9-23-12	WASHER, Bolt		-	3	3	3	3	3	3	3	3	3	3	3	-	-	-	-	1123 372	
9-23-13	GASKET, Screw.		-	-	-	1	1	1	1	1	1	1	1	1	-	-	-	-	114 622	
9-23-15	DOWEL, Cylinder Block to Gear Case		-	-	-	-	-	-	-	-	-	-	-	-	2	2	2	2	51 078	
9-23-17	GASKET		1, 2	1	1	1	1	1	1	1	1	1	1	1	-	-	-	-	1122 450	
	(B-3-R up to engine No. T320-1109, B-3-T, B-3-V up to engine No. T322-1073, B-3-Y up to engine No. T324-1088)		3	-	-	-	-	-	-	-	-	-	-	-	1	1	1	1	684 306	
	(B-3-R after engine No. T320-1109; B-3-T, B-3-V after engine No. T322-1073; B-3-Y after engine No. T324-1088)		3	-	-	-	-	-	-	-	-	-	-	-	1	1	1	1	671 174	
			4	-	-	-	-	-	-	-	-	-	-	-	1	1	1	1	671 174	
9-23-18	OIL SEAL		-	-	-	-	-	-	-	-	-	-	-	-	1	1	1	1	1110 416	

★ Indicates use as required.

Prices and specifications subject to change without notice.

□ Indicates parts not listed in any previous parts books.

Series No. (1 indicates B-1 Series) (2 indicates B-2 Series) (3 indicates B-3 Series) (4 indicates B-4 Series)

Where no Series No. is shown part is for B-1, B-2, B-3 and B-4 Series.

April 20, 1953 Supersedes Dec. 31, 1952.

Printed in U.S.A.

* Indicates change or addition.

CODE	PART NAME AND DESCRIPTION	SERIES NO.	MODEL CODES																PART NO.	
			B	C	D	F	G	H&HH	FM	GM	HM & HHM	J	JM	K	KM	R	T	V		Y
CHAIN CASE COVER - Cont'd																				
9-23-21	GASKET, Oil Seal (B-3-B, B-3-C up to engine No. T306-126311, B-3-F, B-3-G up to engine No. T314-32565, B-4-F, B-4-G up to engine No. T314-60683, B-3-HH up to engine No. T316-33218, B-4-H up to engine No. T316-60434, B-3-J, B-3-K up to engine No. T318-23178, B-4-HM up to engine No. T328-60042, B-4-JM, B-4-KM up to engine No. T330-60041) (B-3-B, B-3-C after engine No. T306-126311, B-3-F, B-3-G after engine No. T314-32565, B-4-F, B-4-G after engine No. T314-60683, B-3-HH after engine No. T316-33218, B-4-H after engine No. T316-60434, B-3-J, B-3-K after engine No. T318-23178, B-4-HM after engine No. T328-60042 B-4-JM, B-4-KM after engine No. T330-60041)	1,2,3,4	1	1	1	1	1	1	1	1	1	1	1	1	1	-	-	-	-	*1088 603
9-23-28	SEAL, Dust (B-4-JM, B-4-KM after engine No. T330-60041)	3,4	1	1	-	1	1	1	-	-	1	1	1	1	-	-	-	-	E1329 342	
9-23-29	RETAINER, Dust Seal (B-4-JM, B-4-KM after engine No. T330-60041)	4	-	-	-	-	-	-	-	-	1	1	1	1	-	-	-	-	E1487 132	
9-23-40	INDICATOR, Timing Rivet	-	-	-	-	-	-	-	-	-	1	1	1	1	-	1	1	1	E1487 133 670 365 104 223	
CHAIN CASE COVER PLATE																				
9-24-5	PLATE	-	1	1	1	-	-	-	-	-	-	-	-	-	-	-	-	-	688 311	
	Bolt, 5/16"-18 x 3/4"	-	*	*	*	*	*	*	*	*	*	*	*	*	-	-	-	-	1116 749	
	Washer, lock	-	*	*	*	*	*	*	*	*	*	*	*	*	-	-	-	-	122 007	
	Screw or Bolt, 5/16"-18 x 1"	-	1	1	1	1	1	1	1	1	1	1	1	1	-	-	-	-	120 214	
	Screw, 5/16"-18 x 11/16"	-	-	-	-	-	-	-	-	-	1	-	1	-	-	-	-	-	133 837	
	Washer, lock	-	1	1	1	1	1	1	1	1	1	1	1	1	-	-	-	-	134 512	
	PLATE (B-3-R up to engine No. T320-1109, B-3-T, B-3-V up to engine No. T322-1073, B-3-Y up to engine No. T324-1088) (B-3-R after engine No. T320-1109, B-3-T, B-3-V after engine No. T322-1073, B-3-Y after engine No. T324-1088)	1,2	-	-	-	-	-	-	-	-	-	-	-	-	1	1	1	1	868 777	
	Screw or Bolt, 3/8"-16 x 1/4"	3	-	-	-	-	-	-	-	-	-	-	-	-	1	1	1	1	868 777	
	Washer, lock	3	-	-	-	-	-	-	-	-	-	-	-	-	1	1	1	1	1113 137	
	Bolt, 3/8"-16 x 1"	4	-	-	-	-	-	-	-	-	-	-	-	-	1	1	1	1	1113 137	
	Washer, lock	-	-	-	-	-	-	-	-	-	-	-	-	-	3	3	3	3	133 906	
9-24-6	DOWEL	-	2	2	2	2	2	2	2	2	2	2	2	2	-	-	-	-	606 345	
9-24-7	GASKET	-	1	1	1	1	1	1	1	1	1	1	1	1	-	-	-	-	695 441	
9-24-8	SCREW, w/WASHER	-	-	-	1	-	-	-	-	-	-	-	-	-	1	1	1	1	671 176	
9-24-11	GASKET, Screw	-	-	-	1	1	1	1	1	1	1	1	1	1	-	-	-	-	1123 371	
9-24-12	COVER, Governor Opening	1,2	-	-	-	-	-	-	-	-	-	-	-	-	1	1	1	1	1124 226	
	Bolt, 3/8"-24 x 1"	1,2	-	-	-	-	-	-	-	-	-	-	-	-	2	2	2	2	120 647	
	Washer, lock	1,2	-	-	-	-	-	-	-	-	-	-	-	-	2	2	2	2	120 382	
9-24-13	GASKET, Governor Opening Cover	1,2	-	-	-	-	-	-	-	-	-	-	-	-	1	1	1	1	1124 227	

*Indicates use as required.

E Indicates parts not listed in any previous parts books.

Series No. (1 indicates B-1 Series) (2 indicates B-2 Series) (3 indicates B-3 Series) (4 indicates B-4 Series)

Where no Series No. is shown part is for B-1, B-2, B-3 and B-4 Series.

* Indicates change or addition.

Prices and specifications subject to change without notice.

CODE	PART NAME AND DESCRIPTION	SERIES NO.	MODEL CODES													PART NO.				
			B	C	D	F	G	H & HH	FM	GM	HM & HHM	J	JM	K	KM		R	T	V	Y
CONNECTING ROD			Note: A connecting rod includes bearing cap, bolts, nuts, lock-washers and bushing but does not include bearings.																	
9-31-4	ROD, Nos. 1, 3 and 5	-	3	3	-	-	-	-	-	-	-	-	-	-	-	-	-	-	-	1115 901
	Nos. 2, 4 and 6	-	3	3	-	-	-	-	-	-	-	-	-	-	-	-	-	-	-	1115 902
	Nos. 1, 3 and 5	-	-	-	3	-	-	-	-	-	-	-	-	-	-	-	-	-	-	954 376
	Nos. 2, 4 and 6	-	-	-	3	-	-	-	-	-	-	-	-	-	-	-	-	-	-	954 377
		1,2,3	-	-	-	6	6	6	6	6	6	-	-	-	-	-	-	-	-	1112 764
	(B-4-F, B-4-G also on engine Nos. T314-32081, T314-32362 to T314-32394, T314-32396, T314-32397, T314-32422 to T314-32429, T314-32441 to T314-32445, T314-32449 to T314-32459, T314-32461 to T314-32581, B-4-H except engine No. T316-29178, T316-30558 to T316-30563, T316-31216 to T316-31270, T316-31310, T316-31311, T316-31449, T316-31451 to T316-31458)	4	-	-	-	6	6	6	-	-	6	-	-	-	-	-	-	-	-	*1112 764
	(B-4-F, B-4-G except engine Nos. T314-32081, T314-32362 to T314-32394, T314-32396, T314-32397, T314-32422 to T314-32429, T314-32441, to T314-32445, T314-32449 to T314-32459, T314-32461 to T314-32581, B-4-H also engine No. T316-29178, T316-30558 to T316-30563, T316-31216 to T316-31270, T316-31310, T316-31311, T316-31449, T316-31451 to T316-31458)	4	-	-	-	6	6	6	-	-	6	-	-	-	-	-	-	-	-	*1112 765
		1,2,3	-	-	-	-	-	-	-	-	6	6	6	6	-	-	-	-	-	1112 765
		4	-	-	-	-	-	-	-	-	6	6	6	6	-	-	-	-	-	1400 242
		1	-	-	-	-	-	-	-	-	-	-	-	-	-	6	-	-	-	1122 803
		2,3,4	-	-	-	-	-	-	-	-	-	-	-	-	-	6	-	-	-	1142 710
		-	-	-	-	-	-	-	-	-	-	-	-	-	-	-	6	6	-	1122 800
		2,3	-	-	-	-	-	-	-	-	-	-	-	-	-	-	-	6	-	1122 800
		4	-	-	-	-	-	-	-	-	-	-	-	-	-	-	6	-	-	1409 397
9-31-5	BOLT, Bearing Cap	-	12	12	12	-	-	-	-	-	-	-	-	-	-	-	-	-	-	868 921
		-	-	-	-	12	12	12	12	12	12	-	-	-	-	-	-	-	-	860 343
		1,2,3	-	-	-	-	-	-	-	-	12	12	12	12	-	-	-	-	-	860 343
		4	-	-	-	-	-	-	-	-	12	12	12	12	-	-	-	-	-	1400 245
		-	-	-	-	-	-	-	-	-	-	-	-	-	12	12	12	-	-	695 762
		2,3	-	-	-	-	-	-	-	-	-	-	-	-	-	-	-	12	-	695 762
		4	-	-	-	-	-	-	-	-	-	-	-	-	-	-	-	12	-	1409 401
	Pin, cotter	-	-	-	-	-	-	-	-	-	-	-	-	-	12	12	12	12	-	103 373
9-31-7	NUT, Bearing Cap Bolt	-	12	12	12	12	12	12	12	12	12	12	12	12	-	-	-	-	-	860 671
		-	-	-	-	-	-	-	-	-	-	-	-	-	12	12	12	12	-	50 984
9-31-8	WASHER, Bearing Cap Bolt Lock	-	12	12	12	12	12	12	12	12	12	12	12	12	-	-	-	-	-	668 555
9-31-10	BUSHING	-	6	6	6	6	6	6	6	6	6	6	6	6	-	-	-	-	-	954 157
		-	-	-	-	-	-	-	-	-	-	-	-	-	6	6	6	6	-	956 881

★Indicates use as required.

Prices and specifications subject to change without notice.

□Indicates parts not listed in any previous parts books.

Series No. (1 indicates B-1 Series) (2 indicates B-2 Series) (3 indicates B-3 Series) (4 indicates B-4 Series)

Where no Series No. is shown part is for B-1, B-2, B-3 and B-4 Series.

April 20, 1953 Supersedes Dec. 31, 1952.

Printed in U.S.A.

* Indicates change or addition.

CODE	PART NAME AND DESCRIPTION	SERIES NO.	MODEL CODES																PART NO.		
			B	C	D	F	G	H & HH	FM	GM	HM & HHM	J	JM	K	KM	R	T	V		Y	
CONNECTING ROD BEARING PACKAGE																					
Note: Connecting rod bearing packages consist of one upper and one lower bearing.																					
9-32-2	BEARING PACKAGE (std.)	-	6	6	6	-	-	-	-	-	-	-	-	-	-	-	-	-	-	-	1238 553
	(.001 U/S)	-	6	6	6	-	-	-	-	-	-	-	-	-	-	-	-	-	-	-	1238 554
	(.002 U/S)	-	6	6	6	-	-	-	-	-	-	-	-	-	-	-	-	-	-	-	1238 555
	(.003 U/S)	-	6	6	6	-	-	-	-	-	-	-	-	-	-	-	-	-	-	-	1238 536
	(.010 U/S)	-	6	6	6	-	-	-	-	-	-	-	-	-	-	-	-	-	-	-	1238 556
	(.012 U/S)	-	6	6	6	-	-	-	-	-	-	-	-	-	-	-	-	-	-	-	1238 557
	(.020 U/S)	-	6	6	6	-	-	-	-	-	-	-	-	-	-	-	-	-	-	-	1056 093
	(.030 U/S)	-	6	6	6	-	-	-	-	-	-	-	-	-	-	-	-	-	-	-	1056 094
	(.040 U/S)	-	6	6	6	-	-	-	-	-	-	-	-	-	-	-	-	-	-	-	1311 070
	(std.)	-	-	-	-	6	6	6	6	6	6	-	-	-	-	-	-	-	-	-	1238 558
	(std.)	1, 2, 3	-	-	-	-	-	-	-	-	-	6	6	6	6	-	-	-	-	-	1238 558
	(std.)	4	-	-	-	-	-	-	-	-	-	6	6	6	6	-	-	-	-	-	1326 111
	(.001 U/S)	-	-	-	-	6	6	6	6	6	6	-	-	-	-	-	-	-	-	-	1238 559
	(.001 U/S)	1, 2, 3	-	-	-	-	-	-	-	-	-	6	6	6	6	-	-	-	-	-	1238 559
	(.001 U/S)	4	-	-	-	-	-	-	-	-	-	6	6	6	6	-	-	-	-	-	1326 112
	(.002 U/S)	-	-	-	-	6	6	6	6	6	6	-	-	-	-	-	-	-	-	-	1238 560
	(.002 U/S)	1, 2, 3	-	-	-	-	-	-	-	-	-	6	6	6	6	-	-	-	-	-	1238 560
	(.002 U/S)	4	-	-	-	-	-	-	-	-	-	6	6	6	6	-	-	-	-	-	1326 113
	(.003 U/S)	1, 2, 3	-	-	-	-	-	-	-	-	-	6	6	6	6	-	-	-	-	-	1450 337
	(.010 U/S)	-	-	-	-	6	6	6	6	6	6	-	-	-	-	-	-	-	-	-	1238 561
	(.010 U/S)	1, 2, 3	-	-	-	-	-	-	-	-	-	6	6	6	6	-	-	-	-	-	1238 561
	(.010 U/S)	4	-	-	-	-	-	-	-	-	-	6	6	6	6	-	-	-	-	-	1326 114
	(.012 U/S)	-	-	-	-	6	6	6	6	6	6	-	-	-	-	-	-	-	-	-	1238 562
	(.012 U/S)	1, 2, 3	-	-	-	-	-	-	-	-	-	6	6	6	6	-	-	-	-	-	1238 562
	(.012 U/S)	4	-	-	-	-	-	-	-	-	-	6	6	6	6	-	-	-	-	-	1326 115
	(.020 U/S)	-	-	-	-	6	6	6	6	6	6	-	-	-	-	-	-	-	-	-	1057 766
	(.020 U/S)	1, 2, 3	-	-	-	-	-	-	-	-	-	6	6	6	6	-	-	-	-	-	1057 766
	(.020 U/S)	4	-	-	-	-	-	-	-	-	-	6	6	6	6	-	-	-	-	-	1326 116
	(.030 U/S)	-	-	-	-	6	6	6	6	6	6	-	-	-	-	-	-	-	-	-	1057 767
	(.030 U/S)	1, 2, 3	-	-	-	-	-	-	-	-	-	6	6	6	6	-	-	-	-	-	1057 767
	(.030 U/S)	4	-	-	-	-	-	-	-	-	-	6	6	6	6	-	-	-	-	-	1326 117
	(.040 U/S)	-	-	-	-	6	6	6	6	6	6	-	-	-	-	-	-	-	-	-	1311 121
	(.040 U/S)	1, 2, 3	-	-	-	-	-	-	-	-	-	6	6	6	6	-	-	-	-	-	1311 121
	(.040 U/S)	4	-	-	-	-	-	-	-	-	-	6	6	6	6	-	-	-	-	-	1326 118
	(std.)	-	-	-	-	-	-	-	-	-	-	-	-	-	-	6	6	6	-	-	1238 568
	(std.)	2, 3	-	-	-	-	-	-	-	-	-	-	-	-	-	-	-	-	6	-	1238 568
	(std.)	4	-	-	-	-	-	-	-	-	-	-	-	-	-	-	-	-	6	-	1450 257
	(.002 U/S)	-	-	-	-	-	-	-	-	-	-	-	-	-	-	6	6	6	-	-	1238 569
	(.002 U/S)	2, 3	-	-	-	-	-	-	-	-	-	-	-	-	-	-	-	-	6	-	1238 569
	(.002 U/S)	4	-	-	-	-	-	-	-	-	-	-	-	-	-	-	-	-	6	-	1450 258
	(.010 U/S)	-	-	-	-	-	-	-	-	-	-	-	-	-	6	6	6	-	-	-	1238 572
	(.010 U/S)	2, 3	-	-	-	-	-	-	-	-	-	-	-	-	-	-	-	6	-	-	1238 572
	(.010 U/S)	4	-	-	-	-	-	-	-	-	-	-	-	-	-	-	-	6	-	-	1450 259
	(.012 U/S)	-	-	-	-	-	-	-	-	-	-	-	-	-	6	6	6	-	-	-	1238 573
	(.012 U/S)	2, 3	-	-	-	-	-	-	-	-	-	-	-	-	-	-	-	6	-	-	1238 573
	(.012 U/S)	4	-	-	-	-	-	-	-	-	-	-	-	-	-	-	-	6	-	-	1450 260
	(.020 U/S)	-	-	-	-	-	-	-	-	-	-	-	-	-	6	6	6	-	-	-	1238 574
	(.020 U/S)	2, 3	-	-	-	-	-	-	-	-	-	-	-	-	-	-	-	6	-	-	1238 574
	(.020 U/S)	4	-	-	-	-	-	-	-	-	-	-	-	-	-	-	-	6	-	-	1450 261
	(.040 U/S)	-	-	-	-	-	-	-	-	-	-	-	-	-	6	6	6	-	-	-	1238 575
	(.040 U/S)	2, 3	-	-	-	-	-	-	-	-	-	-	-	-	-	-	-	6	-	-	1238 575
	(.040 U/S)	4	-	-	-	-	-	-	-	-	-	-	-	-	-	-	-	6	-	-	1450 262

Prices and specifications subject to change without notice.

★ Indicates use as required.

□ Indicates parts not listed in any previous parts books.

Series No. (1 indicates B-1 Series) (2 indicates B-2 Series) (3 indicates B-3 Series) (4 indicates B-4 Series)

Where no Series No. is shown part is for B-1, B-2, B-3 and B-4 Series.

* Indicates change or addition.

CODE	PART NAME AND DESCRIPTION	SERIES NO.	MODEL CODES														PART NO.			
			B	C	D	F	G	H & HH	FM	GM	HM & HHM	J	JM	K	KM	R		T	V	Y
PISTONS																				
9-34-5	PISTON, w/PIN (std.)	-	6	6	6	-	-	-	-	-	-	-	-	-	-	-	-	-	-	1241 622
	(.005 O/S)	-	6	6	6	-	-	-	-	-	-	-	-	-	-	-	-	-	-	1241 623
	(.020 O/S)	-	6	6	6	-	-	-	-	-	-	-	-	-	-	-	-	-	-	1241 624
	(.030 O/S)	-	6	6	6	-	-	-	-	-	-	-	-	-	-	-	-	-	-	1241 625
	(.040 O/S)	-	6	6	6	-	-	-	-	-	-	-	-	-	-	-	-	-	-	1241 626
	(.060 O/S)	-	6	6	6	-	-	-	-	-	-	-	-	-	-	-	-	-	-	1241 627
	(std.)	1,2	-	-	-	6	6	6	6	6	6	6	6	6	-	-	-	-	-	1241 646
	(std.) (B-3-F, B-3-G up to engine No. T314-17227, B-3-GM up to engine No. T326-1576, B-3-H, B-3-HH up to engine No. T316-13978, B-3-HM, B-3-HHM up to engine No. T328-1564, B-3-J, B-3-K up to engine No. T318-12502, B-3-JM, B-3-KM up to engine No. T330-1946)	3	-	-	-	6	6	6	-	6	6	6	6	6	-	-	-	-	-	1241 646
	(std.) (B-3-F, B-3-G after engine No. T314-17227, B-3-GM after engine No. T326-1576, B-3-H, B-3-HH after engine No. T316-13978, B-3-HM, B-3-HHM after engine No. T328-1564, B-3-J, B-3-K after engine No. T318-12502, B-3-JM, B-3-KM after engine No. T330-1946)	3	-	-	-	6	6	6	-	6	6	6	6	6	-	-	-	-	-	1326 094
	(std.)	4	-	-	-	6	6	6	-	6	6	6	6	6	-	-	-	-	-	1326 094
	(.005 O/S)	1,2	-	-	-	6	6	6	6	6	6	6	6	6	-	-	-	-	-	1241 647
	(.005 O/S) (B-3-F, B-3-G up to engine No. T314-17227, B-3-GM up to engine No. T326-1576, B-3-H, B-3-HH up to engine No. T316-13978, B-3-HM, B-3-HHM up to engine No. T328-1564, B-3-J, B-3-K up to engine No. T318-12502, B-3-JM, B-3-KM up to engine No. T330-1946)	3	-	-	-	6	6	6	-	6	6	6	6	6	-	-	-	-	-	1241 647

★Indicates use as required.

□Indicates parts not listed in any previous parts books.

Series No. (1 indicates B-1 Series) (2 indicates B-2 Series) (3 indicates B-3 Series) (4 indicates B-4 Series)

Where no Series No. is shown part is for B-1, B-2, B-3 and B-4 Series.

April 20, 1953 supersedes Dec. 31, 1952.

Prices and specifications subject to change without notice.

Printed in U.S.A.

* Indicates change or addition.

CODE	PART NAME AND DESCRIPTION	SERIES NO.	MODEL CODES													PART NO.				
			B	C	D	F	G	H & HH	FM	GM	HM & HHM	J	JM	K	KM		R	T	V	Y
PISTONS - Cont'd																				
9-34-5	PISTON, w/PIN (.005 O/S) (B-3-F, B-3-G after engine No. T314-17227, B-3-GM after engine No. T326-1576, B-3-H, B-3-HH after engine No. T316-13978, B-3-HM, B-3-HHM after engine No. T328-1564, B-3-J, B-3-K after engine No. T318-12502, B-3-JM, B-3-KM after engine No. T330-1946)	3	-	-	-	6	6	6	-	6	6	6	6	6	6	-	-	-	-	1326 095
	(.005 O/S)	4	-	-	-	6	6	6	-	6	6	6	6	6	-	-	-	-	-	1326 095
	(.020 O/S)	-	-	-	6	6	6	-	-	6	6	6	6	6	-	-	-	-	-	*1326 096
	(.030 O/S)	-	-	-	6	6	6	-	-	6	6	6	6	6	-	-	-	-	-	*1326 097
	(.040 O/S)	1,2	-	-	6	6	6	6	6	6	6	6	6	6	-	-	-	-	-	1241 650
	(.040 O/S)	-	-	-	6	6	6	-	-	6	6	6	6	6	-	-	-	-	-	*1326 098
	(.060 O/S)	-	-	-	6	6	6	-	-	6	6	6	6	6	-	-	-	-	-	*1326 099
	(std.)	-	-	-	-	-	-	-	-	-	-	-	-	-	6	6	6	-	-	1241 682
	(.005 O/S)	-	-	-	-	-	-	-	-	-	-	-	-	-	6	6	6	-	-	1241 683
	(.020 O/S)	-	-	-	-	-	-	-	-	-	-	-	-	-	6	6	6	-	-	1241 684
	(.030 O/S)	-	-	-	-	-	-	-	-	-	-	-	-	-	6	6	6	-	-	1241 685
	(.040 O/S)	-	-	-	-	-	-	-	-	-	-	-	-	-	6	6	6	-	-	1241 686
	(.060 O/S)	-	-	-	-	-	-	-	-	-	-	-	-	-	6	6	6	-	-	1241 687
	(std.)	2,3	-	-	-	-	-	-	-	-	-	-	-	-	-	-	-	6	-	1311 123
	(std.)	4	-	-	-	-	-	-	-	-	-	-	-	-	-	-	-	6	-	1450 263
	(.005 O/S)	2,3	-	-	-	-	-	-	-	-	-	-	-	-	-	-	-	6	-	1311 124
	(.005 O/S)	4	-	-	-	-	-	-	-	-	-	-	-	-	-	-	-	6	-	1450 264
	(.020 O/S)	2,3	-	-	-	-	-	-	-	-	-	-	-	-	-	-	-	6	-	1311 125
	(.020 O/S)	4	-	-	-	-	-	-	-	-	-	-	-	-	-	-	-	6	-	1450 265
	(.030 O/S)	2,3	-	-	-	-	-	-	-	-	-	-	-	-	-	-	-	6	-	1311 126
	(.030 O/S)	4	-	-	-	-	-	-	-	-	-	-	-	-	-	-	-	6	-	1450 266
	(.040 O/S)	2,3	-	-	-	-	-	-	-	-	-	-	-	-	-	-	-	6	-	1311 127

NOTES

★ Indicates use as required. Prices and specifications subject to change without notice.
 □ Indicates parts not listed in any previous parts books.
 Series No. (1 indicates B-1 Series) (2 indicates B-2 Series) (3 indicates B-3 Series) (4 indicates B-4 Series)
 Where no Series No. is shown part is for B-1, B-2, B-3 and B-4 Series.
 * Indicates change or addition. Page 9-21 Sept. 8, 1953 Supersedes April 20, 1953. Printed in U.S.A.

CODE	PART NAME AND DESCRIPTION	SERIES NO.	MODEL CODES													PART NO.				
			B	C	D	F	G	H & HH	FM	GM	HM & HHM	J	JM	K	KM		R	T	V	Y
PISTONS - Cont'd																				
9-34-5	PISTON, w/PIN																			
	(.040 O/S)	4	-	-	-	-	-	-	-	-	-	-	-	-	-	-	-	-	6	1450 267
	(.060 O/S)	2,3	-	-	-	-	-	-	-	-	-	-	-	-	-	-	-	-	6	1311 128
	(.060 O/S)	4	-	-	-	-	-	-	-	-	-	-	-	-	-	-	-	-	6	1450 268
9-34-6	PISTON, w/PIN (s-fin.)																			
	(std. to .023 O/S)	-	6	6	6	-	-	-	-	-	-	-	-	-	-	-	-	-	-	1241 628
	(.025 to .060 O/S)	-	6	6	6	-	-	-	-	-	-	-	-	-	-	-	-	-	-	1241 629
	(std. to .023 O/S)	1,2	-	-	-	6	6	6	6	6	6	6	6	6	-	-	-	-	-	1241 652
	(std. to .023 O/S) (B-3-F, B-3-G up to engine No. T314-17227, B-3-GM up to engine No. T326-1576, B-3-H, B-3-HH up to engine No. T316-13978, B-3-HM, B-3-HHM up to engine No. T328-1564, B-3-J, B-3-K up to engine No. T318-12502, B-3-JM, B-3-KM up to engine No. T330-1946)	3	-	-	-	6	6	6	-	6	6	6	6	6	-	-	-	-	-	1241 652
	(std. to .023 O/S) (B-3-F, B-3-G, after engine No. T314-17227, B-3-GM after engine No. T326-1576, B-3-H, B-3-HH after engine No. T316-13978, B-3-HM, B-3-HHM after engine No. T328-1564, B-3-J, B-3-K after engine No. T318-12502, B-3-JM, B-3-KM after engine No. T330-1946)	3	-	-	-	6	6	6	-	6	6	6	6	6	-	-	-	-	-	1326 100
	(std. to .023 O/S)	4	-	-	-	6	6	6	-	6	6	6	6	6	-	-	-	-	-	1326 100
	(.025 to .060 O/S)	1,2	-	-	-	6	6	6	6	6	6	6	6	6	-	-	-	-	-	1241 653
	(.025 to .060 O/S) (B-3-F, B-3-G up to engine No. T314-17227, B-3-GM up to engine No. T326-1576, B-3-H, B-3-HH up to engine No. T316-13978, B-3-J, B-3-K up to engine No. T318-12502, B-3-HM, B-3-HHM up to engine No. T328-1564, B-3-JM, B-3-KM up to engine No. T330-1946)	3	-	-	-	6	6	6	-	6	6	6	6	6	-	-	-	-	-	1241 653
	(.025 to .060 O/S) (B-3-F, B-3-G after engine No. T314-17227, B-3-GM after engine No. T326-1576, B-3-H, B-3-HH after engine No. T316-1564, B-3-HM, B-3-HHM after engine No. T328-1564, B-3-J, B-3-K after engine No. T318-12502, B-3-JM, B-3-KM after engine No. T330-1946)	3	-	-	-	6	6	6	-	6	6	6	6	6	-	-	-	-	-	1326 101
	(.025 to .060 O/S)	4	-	-	-	6	6	6	-	6	6	6	6	6	-	-	-	-	-	1326 101
	(std. to .023 O/S)	-	-	-	-	-	-	-	-	-	-	-	-	-	6	6	6	-	-	1241 688
	(.025 to .060 O/S)	-	-	-	-	-	-	-	-	-	-	-	-	-	6	6	6	-	-	1241 689
	(std. to .023 O/S)	2,3	-	-	-	-	-	-	-	-	-	-	-	-	-	-	-	-	6	1311 129
	(std. to .023 O/S)	4	-	-	-	-	-	-	-	-	-	-	-	-	-	-	-	-	6	1450 269
	(.025 to .060)	2,3	-	-	-	-	-	-	-	-	-	-	-	-	-	-	-	-	6	1311 130
	(.025 to .060)	4	-	-	-	-	-	-	-	-	-	-	-	-	-	-	-	-	6	1450 270

★ Indicates use as required.

□ Indicates parts not listed in any previous parts books.

Series No. (1 indicates B-1 Series) (2 indicates B-2 Series) (3 indicates B-3 Series) (4 indicates B-4 Series)

Where no Series No. is shown part is for B-1, B-2, B-3 and B-4 Series.

* Indicates change or addition.

Prices and specifications subject to change without notice.

CODE	PART NAME AND DESCRIPTION	SERIES NO.	MODEL CODES													PART NO.			
			B	C	D	F	G	H & HH	FM	GM	HM & HHM	J	JM	K	KM		R	T	V
9-35-1	RING SET, Oil Saver																		
	(std. to .009)	-	1	1	1	-	-	-	-	-	-	-	-	-	-	-	-	-	†1241 540
	(.010 to .019)	-	1	1	1	-	-	-	-	-	-	-	-	-	-	-	-	-	†1241 541
	(.020 to .029)	-	1	1	1	-	-	-	-	-	-	-	-	-	-	-	-	-	†1241 542
	(.030 to .039)	-	1	1	1	-	-	-	-	-	-	-	-	-	-	-	-	-	†1241 543
	(.040 to .049)	-	1	1	1	-	-	-	-	-	-	-	-	-	-	-	-	-	†1241 544
	(.060)	-	1	1	1	-	-	-	-	-	-	-	-	-	-	-	-	-	†1326 015
	(std. to .009)	-	1	1	1	-	-	-	-	-	-	-	-	-	-	-	-	-	†1243 673
	(.010 to .019)	-	1	1	1	-	-	-	-	-	-	-	-	-	-	-	-	-	†1243 674
	(.020 to .029)	-	1	1	1	-	-	-	-	-	-	-	-	-	-	-	-	-	†1243 675
	(.030 to .039)	-	1	1	1	-	-	-	-	-	-	-	-	-	-	-	-	-	†1243 676
	(.040 to .049)	-	1	1	1	-	-	-	-	-	-	-	-	-	-	-	-	-	†1243 677
	(.060)	-	1	1	1	-	-	-	-	-	-	-	-	-	-	-	-	-	†1326 017
	(std. to .009)	-	-	-	-	1	1	1	1	1	1	1	1	1	1	-	-	-	†1241 564
	(.010 to .019)	-	-	-	-	1	1	1	1	1	1	1	1	1	1	-	-	-	†1241 565
	(.020 to .029)	-	-	-	-	1	1	1	1	1	1	1	1	1	1	-	-	-	†1241 566
	(.030 to .039)	-	-	-	-	1	1	1	1	1	1	1	1	1	1	-	-	-	†1241 567
	(.040 to .049)	-	-	-	-	1	1	1	1	1	1	1	1	1	1	-	-	-	†1241 568
	(.060)	-	-	-	-	1	1	1	1	1	1	1	1	1	1	-	-	-	†1326 031
	(std. to .009)	-	-	-	-	1	1	1	1	1	1	1	1	1	1	-	-	-	†1241 570
	(.010 to .019)	-	-	-	-	1	1	1	1	1	1	1	1	1	1	-	-	-	†1241 571
	(.020 to .029)	-	-	-	-	1	1	1	1	1	1	1	1	1	1	-	-	-	†1241 572
	(.030 to .039)	-	-	-	-	1	1	1	1	1	1	1	1	1	1	-	-	-	†1241 573
	(.040 to .049)	-	-	-	-	1	1	1	1	1	1	1	1	1	1	-	-	-	†1241 574
	(.060)	-	-	-	-	1	1	1	1	1	1	1	1	1	1	-	-	-	†1326 033
	RING SET, Oil Master (std. to .009)	-	1	1	1	-	-	-	-	-	-	-	-	-	-	-	-	-	† 986 448
	(.010 to .019)	-	1	1	1	-	-	-	-	-	-	-	-	-	-	-	-	-	† 986 449
	(.020 to .029)	-	1	1	1	-	-	-	-	-	-	-	-	-	-	-	-	-	† 986 450
	(.030 to .039)	-	1	1	1	-	-	-	-	-	-	-	-	-	-	-	-	-	† 986 451
	(.040 to .049)	-	1	1	1	-	-	-	-	-	-	-	-	-	-	-	-	-	† 986 452
	(.060)	-	1	1	1	-	-	-	-	-	-	-	-	-	-	-	-	-	†1326 016
	(std. to .009)	-	1	1	1	-	-	-	-	-	-	-	-	-	-	-	-	-	†1450 124
	(.010 to .019)	-	1	1	1	-	-	-	-	-	-	-	-	-	-	-	-	-	†1450 125
	(.020 to .029)	-	1	1	1	-	-	-	-	-	-	-	-	-	-	-	-	-	†1450 126
	(.030 to .039)	-	1	1	1	-	-	-	-	-	-	-	-	-	-	-	-	-	†1450 127
	(.040 to .049)	-	1	1	1	-	-	-	-	-	-	-	-	-	-	-	-	-	†1450 128
	(.060)	-	1	1	1	-	-	-	-	-	-	-	-	-	-	-	-	-	†1450 129
	(std. to .009)	-	-	-	-	1	1	1	1	1	1	1	1	1	1	-	-	-	† 986 454
	(.010 to .019)	-	-	-	-	1	1	1	1	1	1	1	1	1	1	-	-	-	† 986 455
	(.020 to .029)	-	-	-	-	1	1	1	1	1	1	1	1	1	1	-	-	-	† 986 456
	(.030 to .039)	-	-	-	-	1	1	1	1	1	1	1	1	1	1	-	-	-	† 986 457
	(.040 to .049)	-	-	-	-	1	1	1	1	1	1	1	1	1	1	-	-	-	† 986 458
	(.060)	-	-	-	-	1	1	1	1	1	1	1	1	1	1	-	-	-	†1326 032
	(std. to .009)	-	-	-	-	1	1	1	1	1	1	1	1	1	1	-	-	-	†1450 136
	(.010 to .019)	-	-	-	-	1	1	1	1	1	1	1	1	1	1	-	-	-	†1450 137
	(.020 to .029)	-	-	-	-	1	1	1	1	1	1	1	1	1	1	-	-	-	†1450 138
	(.030 to .039)	-	-	-	-	1	1	1	1	1	1	1	1	1	1	-	-	-	†1450 139
	(.040 to .049)	-	-	-	-	1	1	1	1	1	1	1	1	1	1	-	-	-	†1450 140
	(.060)	-	-	-	-	1	1	1	1	1	1	1	1	1	1	-	-	-	†1450 141

★ Indicates use as required. Prices and specifications subject to change without notice.
 □ Indicates parts not listed in any previous parts books.
 Series No. (1 indicates B-1 Series) (2 indicates B-2 Series) (3 indicates B-3 Series) (4 indicates B-4 Series)
 Where no Series No. is shown part is for B-1, B-2, B-3 and B-4 Series.
 April 20, 1953 Supersedes Dec. 31, 1952. Page 9-24 Printed in U.S.A.
 * Indicates change or addition.

CODE	PART NAME AND DESCRIPTION	SERIES NO.	MODEL CODES													PART NO.				
			B	C	D	F	G	H & HH	FM	GM	HM & HHM	J	JM	K	KM		R	T	V	Y
PISTON RING - Cont'd																				
9-35-1	RING SET (std. to .009)	-	-	-	-	-	-	-	-	-	-	-	-	-	-	1	1	1	-	11064 450
	(.010 to .019)	-	-	-	-	-	-	-	-	-	-	-	-	-	-	1	1	1	-	11064 451
	(.020 to .029)	-	-	-	-	-	-	-	-	-	-	-	-	-	-	1	1	1	-	11064 452
	(.030 to .039)	-	-	-	-	-	-	-	-	-	-	-	-	-	-	1	1	1	-	11064 453
	(.040 to .049)	-	-	-	-	-	-	-	-	-	-	-	-	-	-	1	1	1	-	11064 454
	(.060)	-	-	-	-	-	-	-	-	-	-	-	-	-	-	1	1	1	-	11326 035
	(std. to .009)	2, 3	-	-	-	-	-	-	-	-	-	-	-	-	-	-	-	-	1	11321 091
	(std. to .009)	4	-	-	-	-	-	-	-	-	-	-	-	-	-	-	-	-	1	11450 353
	(.010 to .019)	2, 3	-	-	-	-	-	-	-	-	-	-	-	-	-	-	-	-	1	11321 092
	(.010 to .019)	4	-	-	-	-	-	-	-	-	-	-	-	-	-	-	-	-	1	11450 354
	(.020 to .029)	2, 3	-	-	-	-	-	-	-	-	-	-	-	-	-	-	-	-	1	11321 093
	(.020 to .029)	4	-	-	-	-	-	-	-	-	-	-	-	-	-	-	-	-	1	11450 355
	(.030 to .039)	2, 3	-	-	-	-	-	-	-	-	-	-	-	-	-	-	-	-	1	11321 094
	(.030 to .039)	4	-	-	-	-	-	-	-	-	-	-	-	-	-	-	-	-	1	11450 356
	(.040 to .049)	2, 3	-	-	-	-	-	-	-	-	-	-	-	-	-	-	-	-	1	11321 095
	(.040 to .049)	4	-	-	-	-	-	-	-	-	-	-	-	-	-	-	-	-	1	11450 357
	(.050 to .060)	2, 3	-	-	-	-	-	-	-	-	-	-	-	-	-	-	-	-	1	11321 096
	(.060)	2, 3	-	-	-	-	-	-	-	-	-	-	-	-	-	-	-	-	1	11326 036
	(.060)	4	-	-	-	-	-	-	-	-	-	-	-	-	-	-	-	-	1	11450 358
PISTON PIN																				
9-36-5	PIN																			
	(std.)	-	6	6	6	-	-	-	-	-	-	-	-	-	-	-	-	-	-	320 031
	(.0006 O/S)	-	6	6	6	-	-	-	-	-	-	-	-	-	-	-	-	-	-	956 561
	(.003 O/S)	-	6	6	6	-	-	-	-	-	-	-	-	-	-	-	-	-	-	208 483
	(.008 O/S)	-	6	6	6	-	-	-	-	-	-	-	-	-	-	-	-	-	-	208 485
	(std.)	-	-	-	-	6	6	6	6	6	6	6	6	6	-	-	-	-	-	302 560
	(.003 O/S)	-	-	-	-	6	6	6	6	6	6	6	6	6	-	-	-	-	-	203 741
	(.008 O/S)	-	-	-	-	6	6	6	6	6	6	6	6	6	-	-	-	-	-	302 560
	(std.)	-	-	-	-	-	-	-	-	-	-	-	-	-	6	6	6	-	-	670 260
	(.003 O/S)	-	-	-	-	-	-	-	-	-	-	-	-	-	6	6	6	-	-	780 111
	(.008 O/S)	-	-	-	-	-	-	-	-	-	-	-	-	-	6	6	6	-	-	780 113
	(std.)	-	-	-	-	-	-	-	-	-	-	-	-	-	-	-	-	6	-	1142 927
	(.003 O/S)	-	-	-	-	-	-	-	-	-	-	-	-	-	-	-	-	6	-	1313 040
	(.008 O/S)	-	-	-	-	-	-	-	-	-	-	-	-	-	-	-	-	6	-	1313 042
9-36-7	RING, Retaining	-	12	12	12	12	12	12	12	12	12	12	12	12	-	-	-	-	-	200 434
		-	-	-	-	-	-	-	-	-	-	-	-	-	12	12	12	12	-	670 263
PISTON EXPANDER																				
9-38-1	EXPANDER PACKAGE	-	1	1	1	-	-	-	-	-	-	-	-	-	-	-	-	-	-	951 330
		-	-	-	-	1	1	1	1	1	1	1	1	1	-	-	-	-	-	1064 868
9-38-2	EXPANDER	-	6	6	6	-	-	-	-	-	-	-	-	-	-	-	-	-	-	951 330
VALVES																				
9-39-1	GASKET PACKAGE, Valve Grind	1, 2	1	1	1	-	-	-	-	-	-	-	-	-	-	-	-	-	-	1325 984
	(Domestic)	3, 4	1	1	1	-	-	-	-	-	-	-	-	-	-	-	-	-	-	1325 976
	(Export)	3, 4	1	1	1	-	-	-	-	-	-	-	-	-	-	-	-	-	-	1325 984
		-	-	-	-	1	1	1	1	1	1	1	1	1	-	-	-	-	-	1064 735
		1	-	-	-	-	-	-	-	-	-	-	-	-	1	1	1	-	-	1243 793
		2, 3, 4	-	-	-	-	-	-	-	-	-	-	-	-	1	-	-	-	-	1321 074
	(up to engine No. T188-1395)	2	-	-	-	-	-	-	-	-	-	-	-	-	-	1	1	-	-	1243 793
	(after engine No. T188-1395)	2	-	-	-	-	-	-	-	-	-	-	-	-	-	1	1	-	-	1321 074
		3, 4	-	-	-	-	-	-	-	-	-	-	-	-	-	1	1	-	-	1321 074
		2, 3	-	-	-	-	-	-	-	-	-	-	-	-	-	-	-	1	-	1321 110
		4	-	-	-	-	-	-	-	-	-	-	-	-	-	-	-	1	-	1450 315

★Indicates use as required.

Prices and specifications subject to change without notice.

☐Indicates parts not listed in any previous parts books.

Series No. (1 indicates B-1 Series) (2 indicates B-2 Series) (3 indicates B-3 Series) (4 indicates B-4 Series)

Where no Series No. is shown part is for B-1, B-2, B-3 and B-4 Series.

* Indicates change or addition.

CODE	PART NAME AND DESCRIPTION	SERIES NO.	MODEL CODES													PART NO.			
			B	C	D	F	G	H & HH	FM	GM	HM & HHM	J	JM	K	KM		R	T	V
VALVES - Cont'd																			
9-39-5	VALVE, Intake	-	6	6	6	-	-	-	-	-	-	-	-	-	-	-	-	-	1109 911
		-	-	-	-	6	6	6	6	6	6	6	6	6	-	-	-	-	1109 912
		-	-	-	-	-	-	-	-	-	-	-	-	-	6	6	6	6	1122 806
9-39-6	VALVE, Exhaust	-	6	6	6	-	-	-	-	-	-	-	-	-	-	-	-	-	954 302
	(B-1-F, B-1-H up to engine No. T148-25762, B-1-FM, B-1-HM up to engine No. T152-7775)	1	-	-	-	6	-	6	6	-	6	-	-	-	-	-	-	-	667 612
	(B-1-F, B-1-H after engine No. T148-25762, B-1-FM, B-1-HM after engine No. T-152-7775).	1	-	-	-	6	-	6	6	-	6	-	-	-	-	-	-	-	1319 089
		2, 3, 4	-	-	-	6	6	6	-	6	6	-	-	-	-	-	-	-	1319 089
	(B-1-J, B-1-K up to engine No. T150-10847; B-1-JM, B-1-KM up to engine No. T154-1601)	1	-	-	-	-	-	-	-	-	6	6	6	6	-	-	-	-	1119 221
	(B-1-J, B-1-K after engine No. T150-10847, B-1-JM, B-1-KM after engine No. T154-1601)	-	-	-	-	-	-	-	-	-	6	6	6	6	-	-	-	-	1319 090
		2, 3, 4	-	-	-	-	-	-	-	-	6	6	6	6	-	-	-	-	1319 090
		-	-	-	-	-	-	-	-	-	-	-	-	-	6	6	6	6	1122 807
9-39-9	SEAT, Exhaust Valve (std.)	-	6	6	6	-	-	-	-	-	-	-	-	-	-	-	-	-	868 888
	(.010 O/S)	-	6	6	6	-	-	-	-	-	-	-	-	-	-	-	-	-	868 889
	(std.) (B-1-F, B-1-H up to engine No. T148-25762, B-1-FM, B-1-HM up to engine No. T152-7775, B-1-J, B-1-K up to engine No. T150-10847, B-1-JM, B-1-KM up to engine No. T154-1601)	1	-	-	-	6	6	6	6	6	6	6	6	6	-	-	-	-	666 012
	(std.) (B-1-F, B-1-H after engine No. T148-25762, B-1-FM, B-1-HM after engine No. T152-7775, B-1-J, B-1-K after engine No. T150-10847, B-1-JM, B-1-KM after engine No. T154-1601).	1	-	-	-	6	6	6	6	6	6	6	6	6	-	-	-	-	1319 087
	(std.)	2, 3, 4	-	-	-	6	6	6	-	6	6	6	6	6	-	-	-	-	1319 087
	(.010 O/S) (B-1-F, B-1-H up to engine No. T148-25762; B-1-FM, B-1-HM up to engine No. T152-7775; B-1-J, B-1-K up to engine No. T150-10847, B-1-JM, B-1-KM up to engine No. T154-1601)	1	-	-	-	6	6	6	6	6	6	6	6	6	-	-	-	-	666 013
	(.010 O/S) (B-1-F, B-1-H after engine No. T148-25762; B-1-FM, B-1-HM after engine No. T152-7775; B-1-J, B-1-K after engine No. T150-10847; B-1-JM, B-1-KM after engine No. T154-1601)	1	-	-	-	6	6	6	6	6	6	6	6	6	-	-	-	-	1319 088
	(.010 O/S)	2, 3, 4	-	-	-	6	6	6	6	6	6	6	6	6	-	-	-	-	1319 088
	(std.) (5/16" depth)	1, 2	-	-	-	-	-	-	-	-	-	-	-	-	6	6	6	6	1125 220
	(.010 O/S) (5/16" depth)	1, 2	-	-	-	-	-	-	-	-	-	-	-	-	6	6	6	6	1125 237
	(std.) (1/2" depth)	2, 3, 4	-	-	-	-	-	-	-	-	-	-	-	6	6	6	-	-	1324 913

* Indicates use as required.

Prices and specifications subject to change without notice.

⊠ Indicates parts not listed in any previous parts books.

Series No. (1 indicates B-1 Series) (2 indicates B-2 Series) (3 indicates B-3 Series) (4 indicates B-4 Series)

Where no Series No. is shown part is for B-1, B-2, B-3 and B-4 Series.

April 20, 1953 Supersedes Dec. 31, 1952.

Printed in U.S.A.

* Indicates change or addition.

CODE	PART NAME AND DESCRIPTION	SERIES NO.	MODEL CODES																PART NO.	
			B	C	D	F	G	H & HH	FM	GM	HM & HHM	J	JM	K	KM	R	T	V		Y
VALVES - Cont'd																				
9-39-9	SEAT, Exhaust Valve (.010 O/S) (1/2" depth)	2, 3, 4	-	-	-	-	-	-	-	-	-	-	-	-	-	6	6	6	-	1324 914
	(std.) (1/2" depth)	3	-	-	-	-	-	-	-	-	-	-	-	-	-	-	-	-	6	1324 913
	(.010 O/S) (1/2" depth)	3	-	-	-	-	-	-	-	-	-	-	-	-	-	-	-	-	6	1324 914
	(std.) (1/2" depth)	4	-	-	-	-	-	-	-	-	-	-	-	-	-	-	-	-	6	1484 353
	(.010 O/S) (1/2" depth)	4	-	-	-	-	-	-	-	-	-	-	-	-	-	-	-	-	6	1486 323
9-39-10	GUIDE, Stem	-	12	12	12	12	12	12	12	12	12	12	12	12	12	-	-	-	-	1124 959
	Exhaust Valve Stem	-	-	-	-	-	-	-	-	-	-	-	-	-	-	6	6	6	6	1139 373
	Intake Valve Stem	-	-	-	-	-	-	-	-	-	-	-	-	-	-	6	6	6	6	1124 959
	Exhaust Valve Stem	-	-	-	-	-	-	-	-	-	-	-	-	-	-	6	6	6	6	1324 912
	Intake Valve Stem	-	-	-	-	-	-	-	-	-	-	-	-	-	-	6	6	6	6	1122 876
9-39-12	SEAT, Intake Valve (std.)	-	-	-	-	-	-	-	-	-	-	-	-	-	-	6	6	6	6	1125 219
	(.010 O/S)	-	-	-	-	-	-	-	-	-	-	-	-	-	-	6	6	6	6	1125 238
9-39-15	SPRING	-	12	12	12	12	12	12	12	12	12	12	12	12	12	-	-	-	-	869 449
		-	-	-	-	-	-	-	-	-	-	-	-	-	-	12	12	12	-	1142 398
		-	-	-	-	-	-	-	-	-	-	-	-	-	-	-	-	-	12	1325 934
9-39-16	RETAINER, Spring	-	12	12	12	12	12	12	12	12	12	12	12	12	12	-	-	-	-	1313 268
		-	-	-	-	-	-	-	-	-	-	-	-	-	-	12	12	12	12	383 033
9-39-17	LOCK, Spring Retainer	-	24	24	24	24	24	24	24	24	24	24	24	24	24	-	-	-	-	395 931
		-	-	-	-	-	-	-	-	-	-	-	-	-	-	24	24	24	24	381 875
VALVE SPRING COVER																				
9-40-1	GASKET SET	-	1	1	1	-	-	-	-	-	-	-	-	-	-	-	-	-	-	980 583
		-	-	-	1	1	1	1	1	1	1	1	1	1	1	-	-	-	-	980 584
9-40-3	COVER	-	2	2	2	-	-	-	-	-	-	-	-	-	-	-	-	-	-	600 881
	Front	-	-	-	2	2	2	2	2	2	2	2	2	2	-	-	-	-	-	665 689
	w/BAFFLE, Rear	-	-	-	-	-	-	-	-	-	-	-	-	-	1	1	1	1	1	1122 850
	Bolt, 5/16"-18 x 3/4"	-	-	-	-	-	-	-	-	-	-	-	-	-	-	20	20	20	20	122 007
	Washer, lock	-	-	-	-	-	-	-	-	-	-	-	-	-	-	20	20	20	20	120 214
	Nut (baffle)	-	-	-	-	-	-	-	-	-	-	-	-	-	-	1	1	1	1	120 368
9-40-4	GASKET	-	-	-	-	-	-	-	-	-	-	-	-	-	-	2	2	2	2	1122 815
9-40-12	SCREW	-	4	4	4	-	-	-	-	-	-	-	-	-	-	-	-	-	-	693 958
		-	-	-	4	4	4	4	4	4	4	4	4	4	4	-	-	-	-	693 960
9-40-13	GASKET, Screw	-	4	4	4	4	4	4	4	4	4	4	4	4	4	-	-	-	-	693 959
VALVE TAPPET																				
9-41-4	TAPPET, w/Adjusting SCREW (std.)	-	12	12	12	12	12	12	12	12	12	12	12	12	12	-	-	-	-	866 891
	(.001 O/S)	-	12	12	12	12	12	12	12	12	12	12	12	12	12	-	-	-	-	866 892
	(.008 O/S)	-	12	12	12	12	12	12	12	12	12	12	12	12	12	-	-	-	-	1123 383
	(.030 O/S)	-	12	12	12	12	12	12	12	12	12	12	12	12	12	-	-	-	-	1123 384
		-	-	-	-	-	-	-	-	-	-	-	-	-	-	12	12	12	-	1116 796
		-	-	-	-	-	-	-	-	-	-	-	-	-	-	-	-	-	12	1122 822
9-41-5	SCREW, Adjusting	-	12	12	12	12	12	12	12	12	12	12	12	12	12	-	-	-	-	681 544
		-	-	-	-	-	-	-	-	-	-	-	-	-	-	12	12	12	12	1116 278
9-41-9	RING, Retaining	-	-	-	-	-	-	-	-	-	-	-	-	-	-	12	12	12	12	1116 771
9-41-14	GUIDE	-	-	-	-	-	-	-	-	-	-	-	-	-	-	2	2	2	2	1116 281
	Plug	-	-	-	-	-	-	-	-	-	-	-	-	-	-	8	8	8	8	103 890
9-41-16	SCREW, Guide	-	-	-	-	-	-	-	-	-	-	-	-	-	-	4	4	4	4	1122 820
9-41-24	PLATE, Guide Screw Lock	-	-	-	-	-	-	-	-	-	-	-	-	-	-	2	2	2	2	1122 821
FLYWHEEL																				
9-45-1	FLYWHEEL, w/Ring GEAR (standard)	1	1	1	-	-	-	-	-	-	-	-	-	-	-	-	-	-	-	1119 716
	(11" clutch)	1	1	1	-	-	-	-	-	-	-	-	-	-	-	-	-	-	-	1120 457

★ Indicates use as required.

□ Indicates parts not listed in any previous parts books.

Series No. (1 indicates B-1 Series) (2 indicates B-2 Series) (3 indicates B-3 Series) (4 indicates B-4 Series)

Where no Series No. is shown part is for B-1, B-2, B-3 and B-4 Series.

* Indicates change or addition.

Prices and specifications subject to change without notice.

CODE	PART NAME AND DESCRIPTION	SERIES NO.	MODEL CODES														PART NO.				
			B	C	D	F	G	H & HH	FM	GM	HM & HHM	J	JM	K	KM	R		T	V	Y	
FLYWHEEL - Cont'd																					
9-45-1	FLYWHEEL, w/Ring GEAR (standard) (w/o Fluid Drive)	2, 3, 4	1	1	-	-	-	-	-	-	-	-	-	-	-	-	-	-	-	1119 716	
	(11" clutch) (w/o Fluid Drive)	2, 3, 4	1	1	-	-	-	-	-	-	-	-	-	-	-	-	-	-	-	1120 457	
	(standard)	1	-	-	1	-	-	-	-	-	-	-	-	-	-	-	-	-	-	1119 717	
	(11" clutch).	1	-	-	1	-	-	-	-	-	-	-	-	-	-	-	-	-	-	1120 458	
	(standard) (w/o Fluid Drive)	2, 3, 4	-	-	1	-	-	-	-	-	-	-	-	-	-	-	-	-	-	1119 717	
	(11" clutch) (w/o Fluid Drive)	2, 3, 4	-	-	1	-	-	-	-	-	-	-	-	-	-	-	-	-	-	1120 458	
	-	-	-	-	-	1	1	1	1	1	1	1	1	1	-	-	-	-	-	1123 776	
	-	-	-	-	-	-	-	-	-	-	-	-	-	-	1	1	1	1	-	1122 782	
9-45-2	GEAR, Ring	-	1	1	1	1	1	1	1	1	1	1	1	1	-	-	-	-	-	1138 903	
	-	-	-	-	-	-	-	-	-	-	-	-	-	-	1	1	1	1	-	690 395	
9-45-6	BOLT																				
	(standard clutch).	1	4	4	8	-	-	-	-	-	-	-	-	-	-	-	-	-	-	871 685	
	(11" clutch).	-	4	4	8	-	-	-	-	-	-	-	-	-	-	-	-	-	-	675 177	
	(standard clutch) (w/o Fluid Drive)	2, 3, 4	4	4	8	-	-	-	-	-	-	-	-	-	-	-	-	-	-	871 685	
	(11" clutch) (w/o Fluid Drive)	2, 3, 4	4	4	8	-	-	-	-	-	-	-	-	-	-	-	-	-	-	675 177	
	-	-	-	-	-	8	8	8	8	8	8	8	8	8	-	-	-	-	-	871 685	
	Washer, lock	-	4	4	8	8	8	8	8	8	8	8	8	8	-	-	-	-	-	120 383	
	BOLT	-	-	-	-	-	-	-	-	-	-	-	-	-	6	6	6	6	-	859 418	
	Washer, lock	-	-	-	-	-	-	-	-	-	-	-	-	-	6	6	6	6	-	136 857	
9-45-7	NUT, Bolt	-	4	4	8	8	8	8	8	8	8	8	8	8	6	6	6	6	-	675 594	
FLUID DRIVE (FOR USE WITH TRUCKS EQUIPPED WITH FLUID DRIVE) (FOR USE WITH TRUCKS EQUIPPED WITH TRUCK-O-MATIC TRANSMISSION)																					
9-46-4	FLUID DRIVE, Assembly.	-	1	1	1	-	-	-	-	-	-	-	-	-	-	-	-	-	-	1320 621	
9-46-10	STUD, Driver Flange	-	8	8	8	-	-	-	-	-	-	-	-	-	-	-	-	-	-	1061 157	
9-46-11	NUT, Driver Flange Stud	-	8	8	8	-	-	-	-	-	-	-	-	-	-	-	-	-	-	675 594	
	Washer, lock	-	8	8	8	-	-	-	-	-	-	-	-	-	-	-	-	-	-	136 857	
9-46-19	PLATE, Clutch Driving	-	1	1	1	-	-	-	-	-	-	-	-	-	-	-	-	-	-	1140 421	
9-46-20	NUT, Clutch Driving Plate	-	1	1	1	-	-	-	-	-	-	-	-	-	-	-	-	-	-	864 003	
9-46-22	PLATE, Clutch Driving Plate																				
	Locking	-	1	1	1	-	-	-	-	-	-	-	-	-	-	-	-	-	-	864 004	
9-46-23	KEY, Clutch Driving Plate.	-	1	1	1	-	-	-	-	-	-	-	-	-	-	-	-	-	-	956 442	
9-46-25	PLUG, Filler	-	1	1	1	-	-	-	-	-	-	-	-	-	-	-	-	-	-	863 986	
9-46-26	GASKET, Filler Plug	-	1	1	1	-	-	-	-	-	-	-	-	-	-	-	-	-	-	863 987	
9-46-38	BUSHING, Runner, Front	-	1	1	1	-	-	-	-	-	-	-	-	-	-	-	-	-	-	868 381	
	BUSHING, Runner, Rear	-	1	1	1	-	-	-	-	-	-	-	-	-	-	-	-	-	-	868 382	
9-46-55	SEAL																				
	(B-2-B, B-2-C, B-2-D up to engine No. T176-8666)	2	1	1	1	-	-	-	-	-	-	-	-	-	-	-	-	-	-	1117 137	
	HOUSING, Seal																				
	(B-2-B, B-2-C, B-2-D after engine No. T176-8666)	2, 3, 4	1	1	1	-	-	-	-	-	-	-	-	-	-	-	-	-	-	1320 560	
9-46-58	RING, Floating Seal																				
	(B-2-B, B-2-C, B-2-D up to engine No. T176-8666)	2	1	1	1	-	-	-	-	-	-	-	-	-	-	-	-	-	-	1061 168	
	RING, Floating Seal																				
	(B-2-B, B-2-C, B-2-D after engine No. T176-8666)	2, 3, 4	1	1	1	-	-	-	-	-	-	-	-	-	-	-	-	-	-	1320 561	
9-46-60	GASKET, Seal Ring																				
	(B-2-B, B-2-C, B-2-D after engine No. T176-8666)	2, 3, 4	1	1	1	-	-	-	-	-	-	-	-	-	-	-	-	-	-	1320 556	
9-46-63	GASKET, Seal Housing	-	1	1	1	-	-	-	-	-	-	-	-	-	-	-	-	-	-	854 011	
9-46-65	DAMPER, Seal Spring																				
	(B-2-B, B-2-C, B-2-D up to engine No. T176-8666)	2	1	1	1	-	-	-	-	-	-	-	-	-	-	-	-	-	-	1112 754	

* Indicates use as required.

Prices and specifications subject to change without notice.

□ Indicates parts not listed in any previous parts books.

Series No. (1 indicates B-1 Series) (2 indicates B-2 Series) (3 indicates B-3 Series) (4 indicates B-4 Series)

Where no Series No. is shown part is for B-1, B-2, B-3 and B-4 Series.

April 20, 1953 Supersedes Dec. 31, 1952.

Printed in U.S.A.

* Indicates change or addition.

CODE	PART NAME AND DESCRIPTION	SERIES NO.	MODEL CODES													PART NO.				
			B	C	D	F	G	H & HH	FM	GM	HM & HHM	J	JM	K	KM		R	T	V	Y
FLUID DRIVE (FOR USE WITH TRUCKS EQUIPPED WITH FLUID DRIVE) (FOR USE WITH TRUCKS EQUIPPED WITH TRUCK-O-MATIC TRANSMISSION) - Cont'd																				
9-46-67	SPRING, Seal (B-2-B, B-2-C, B-2-D up to engine No. T176-8666)	2	1	1	1	-	-	-	-	-	-	-	-	-	-	-	-	-	-	854 362
	SPRING, Seal (B-2-B, B-2-C, B-2-D after engine No. T176-8666)	2, 3, 4	1	1	1	-	-	-	-	-	-	-	-	-	-	-	-	-	-	1400 211
9-46-68	RETAINER, Seal (B-2-B, B-2-C, B-2-D up to engine No. T176-8666)	2	1	1	1	-	-	-	-	-	-	-	-	-	-	-	-	-	-	1117 139
	RETAINER, Seal (B-2-B, B-2-C, B-2-D after engine No. T176-8666)	2, 3, 4	1	1	1	-	-	-	-	-	-	-	-	-	-	-	-	-	-	1320 557
9-46-69	SNAP RING, Seal Retainer (B-2-B, B-2-C, B-2-D up to engine No. T176-8666)	2	1	1	1	-	-	-	-	-	-	-	-	-	-	-	-	-	-	854 401
	SNAP RING, Seal Retainer (B-2-B, B-2-C, B-2-D after engine No. T176-8666)	2, 3, 4	1	1	1	-	-	-	-	-	-	-	-	-	-	-	-	-	-	1320 559
FLYWHEEL HOUSING																				
9-47-5	HOUSING	-	-	-	-	-	-	-	-	-	-	-	-	-	-	-	-	-	1	*1267 234
	Bolt, 1/2"-13 x 1 1/2"	-	-	-	-	-	-	-	-	-	-	-	-	-	-	-	-	-	9	122 433
	Washer, lock	-	-	-	-	-	-	-	-	-	-	-	-	-	-	-	-	-	9	120 384
9-47-17	SEAL, Pan Dust	-	-	-	-	-	-	-	-	-	-	-	-	-	-	-	-	-	1	*1092 551
	Rivet	-	-	-	-	-	-	-	-	-	-	-	-	-	-	-	-	-	4	136 612
9-47-18	PLATE, Pan Dust Seal	-	-	-	-	-	-	-	-	-	-	-	-	-	-	-	-	-	1	*1092 552
	Bolt, 5/16"-18 x 3/4"	-	-	-	-	-	-	-	-	-	-	-	-	-	-	-	-	-	2	122 007
	Washer, lock	-	-	-	-	-	-	-	-	-	-	-	-	-	-	-	-	-	2	120 214
9-47-20	PAN	-	-	-	-	-	-	-	-	-	-	-	-	-	-	-	-	-	1	*1267 235
	Bolt, 3/8"-16 x 1"	-	-	-	-	-	-	-	-	-	-	-	-	-	-	-	-	-	2	120 233
	3/8"-24 x 1"	-	-	-	-	-	-	-	-	-	-	-	-	-	-	-	-	-	4	120 647
	Nut	-	-	-	-	-	-	-	-	-	-	-	-	-	-	-	-	-	4	120 369
	Washer, lock	-	-	-	-	-	-	-	-	-	-	-	-	-	-	-	-	-	6	120 382
INTAKE AND EXHAUST MANIFOLD																				
Note 1: Used on trucks equipped with single carburetion system.																				
Note 2: Used on trucks equipped with dual carburetion system.																				
9-48-5	MANIFOLD, Intake and Exhaust (LHD) (B-1-B, B-1-C up to engine No. T142-73728; B-1-D up to engine No. T146-29890) . .	1	1	1	1	-	-	-	-	-	-	-	-	-	-	-	-	-	-	1117 176
		-	-	-	-	1	1	1	-	-	-	-	-	-	-	-	-	-	-	1116 676
		-	-	-	-	-	-	-	1	1	1	-	1	-	1	-	-	-	-	1117 216
		1, 2, 3	-	-	-	-	-	-	-	-	1	-	1	-	-	-	-	-	-	1116 676
9-48-6	MANIFOLD, Exhaust, w/Heat Control VALVE (B-1-B, B-1-C up to engine No. T142-73728; B-1-D up to engine No. T146-29890)	1	1	1	1	-	-	-	-	-	-	-	-	-	-	-	-	-	-	620 963

★ Indicates use as required.

Prices and specifications subject to change without notice.

☐ Indicates parts not listed in any previous parts books.

Series No. (1 indicates B-1 Series) (2 indicates B-2 Series) (3 indicates B-3 Series) (4 indicates B-4 Series)

Where no Series No. is shown part is for B-1, B-2, B-3 and B-4 Series.

* Indicates change or addition.

CODE	PART NAME AND DESCRIPTION	SERIES NO.	MODEL CODES													PART NO.			
			B	C	D	F	G	H & HH	FM	GM	HM & HHM	J	JM	K	KM		R	T	V
INTAKE AND EXHAUST MANIFOLD - Cont'd																			
9-48-6	MANIFOLD, Exhaust, w/Heat Control VALVE (B-1-B, B-1-C after engine No. T142-73728; B-1-D after engine No. T146-29890)	1	1	1	1	-	-	-	-	-	-	-	-	-	-	-	-	-	871 924
		2, 3, 4	1	1	1	-	-	-	-	-	-	-	-	-	-	-	-	-	871 924
	(see note 1)	4	-	-	-	-	-	-	-	-	-	-	1	-	-	-	-	-	*1532 095
	(Front) (see note 2)	4	-	-	-	-	-	-	-	-	-	-	1	1	-	-	-	-	⊠1407 905
	(Rear) (see note 2)	4	-	-	-	-	-	-	-	-	-	-	1	1	-	-	-	-	⊠1407 906
	Center (see note 1)	-	-	-	-	-	-	-	-	-	-	-	-	-	1	1	1	-	1117 076
	Front (see note 1)	-	-	-	-	-	-	-	-	-	-	-	-	-	1	1	1	-	1122 862
	Rear (see note 1)	-	-	-	-	-	-	-	-	-	-	-	-	-	1	1	1	-	1122 861
	Front (see note 2)	2, 3, 4	-	-	-	-	-	-	-	-	-	-	-	-	1	1	1	1	1142 731
	Rear (see note 2)	2, 3, 4	-	-	-	-	-	-	-	-	-	-	-	-	1	1	1	1	1142 732
9-48-7	MANIFOLD, Intake (B-1-B, B-1-C after engine No. T142-73728; B-1-D after engine No. T146-29890)	1	1	1	1	-	-	-	-	-	-	-	-	-	-	-	-	-	1311 812
		2, 3, 4	1	1	1	-	-	-	-	-	-	-	-	-	-	-	-	-	*1311 812
	(see note 1)	-	-	-	1	1	1	-	-	-	1	-	1	-	-	-	-	-	*1121 704
	(see note 2)	4	-	-	-	-	-	-	-	-	1	-	1	-	-	-	-	-	⊠1407 907
	Center (see note 1)	-	-	-	-	-	-	-	-	-	-	-	-	-	1	1	1	-	1122 857
	Front (see note 1)	-	-	-	-	-	-	-	-	-	-	-	-	-	1	1	1	-	1122 855
	Rear (see note 1)	-	-	-	-	-	-	-	-	-	-	-	-	-	1	1	1	-	1122 856
	Front (see note 2)	-	-	-	-	-	-	-	-	-	-	-	-	-	1	1	1	-	1142 733
	Front (see note 2)	1, 2, 3	-	-	-	-	-	-	-	-	-	-	-	-	-	-	-	1	1142 733
	Front (see note 2)	4	-	-	-	-	-	-	-	-	-	-	-	-	-	-	-	1	1484 043
	Rear (see note 2)	-	-	-	-	-	-	-	-	-	-	-	-	-	1	1	1	-	1142 734
	Rear (see note 2)	1, 2, 3	-	-	-	-	-	-	-	-	-	-	-	-	-	-	-	1	1142 734
	Rear (see note 2)	4	-	-	-	-	-	-	-	-	-	-	-	-	-	-	-	1	1484 044
	Bushing, pipe reducing	-	1	1	1	1	1	1	-	-	-	-	-	-	-	-	-	-	119 923
	Plug, pipe	-	2	2	2	-	-	-	-	-	-	-	-	-	-	-	-	-	143 932
		-	-	-	★	★	★	★	★	★	★	★	★	★	-	-	-	-	103 883
		-	-	-	-	-	-	1	1	1	1	1	1	1	1	1	1	1	103 867
		-	-	-	-	-	-	-	-	-	-	-	-	-	1	1	1	-	113 935
		-	-	-	-	-	-	-	-	-	-	-	-	-	-	-	2	-	143 932
	Bolt, 3/8"-16 x 1 1/4" (see note 1)	-	-	-	-	-	-	-	-	-	-	-	-	-	4	4	4	-	122 145
	Plug, pipe (see note 2)	2, 3, 4	-	-	-	-	-	-	-	-	-	-	-	-	2	2	2	2	143 932
	Washer, lock (see note 1)	-	-	-	-	-	-	-	-	-	-	-	-	-	4	4	4	-	120 382
9-48-22	BAFFLE, Exhaust Manifold	4	-	-	-	-	-	-	-	-	1	-	1	-	-	-	-	-	1532 096
9-48-33	SCREW, Intake to Exhaust Manifold	-	4	4	4	-	-	-	-	-	-	-	-	-	-	-	-	-	317 942
	(see note 1)	-	-	-	4	4	4	-	-	-	4	-	4	-	-	-	-	-	* 122 181
	(see note 2)	-	-	-	-	-	-	-	-	-	8	-	8	-	-	-	-	-	⊠1408 763
	Washer, plain (see note 2)	-	-	-	-	-	-	-	-	-	8	-	8	-	-	-	-	-	* 120 394
	BOLT, Intake to Exhaust Manifold (see note 1)	-	-	-	-	-	-	-	-	-	-	-	-	-	4	4	4	-	100 033
		-	-	-	-	-	-	-	4	4	4	-	4	-	-	-	-	-	124 128
	Nut (see note 1)	-	-	-	★	★	★	★	★	★	★	★	★	★	4	4	4	-	114 547
	SCREW, Intake to Exhaust Manifold (long) (see note 2)	2, 3	-	-	-	-	-	-	-	-	-	-	-	-	4	4	4	4	1142 959
	(short) (see note 2)	2, 3	-	-	-	-	-	-	-	-	-	-	-	-	4	4	4	4	1142 960
	Washer, plain (see note 2)	-	-	-	-	-	-	-	-	-	-	-	-	-	8	8	8	8	120 394

★ Indicates use as required. Prices and specifications subject to change without notice.
 ⊠ Indicates parts not listed in any previous parts books.
 Series No. (1 indicates B-1 Series) (2 indicates B-2 Series) (3 indicates B-3 Series) (4 indicates B-4 Series)
 Where no Series No. is shown part is for B-1, B-2, B-3 and B-4 Series.
 April 20, 1953 Supersedes Dec. 31, 1952. Page 9-30 Printed in U.S.A.
 * Indicates change or addition.

CODE	PART NAME AND DESCRIPTION	SERIES NO.	MODEL CODES													PART NO.				
			B	C	D	F	G	H&HH	FM	GM	HM & HHM	J	JM	K	KM		R	T	V	Y
INTAKE AND EXHAUST MANIFOLD - Cont'd																				
9-48-43	STUD, Manifold (short)	-	7	7	7	7	7	7	9	9	9	7	9	7	9	12	12	12	12	51 561
	(long)	1	2	2	2	-	-	-	-	-	-	-	-	-	-	-	-	-	-	103 203
		3,4	-	-	2	-	-	-	-	-	-	-	-	-	-	-	-	-	-	103 203
	(long)	-	-	-	-	-	-	-	★	★	★	★	★	★	-	-	-	-	-	669 922
	Exhaust Manifold	2,3,4	4	4	4	4	4	4	4	4	4	4	4	4	4	-	-	-	-	623 369
	Exhaust Manifold	-	-	-	-	-	-	-	-	-	-	-	-	-	-	1	1	1	1	1122 874
	BOLT, Manifold, 3/8" -16 x 3 1/2" (long)	-	-	-	-	★	★	★	-	-	-	★	-	★	-	-	-	-	-	123 913
	BOLT, Manifold, 3/8" -16 x 3 1/2" (long)	2	2	2	-	-	-	-	-	-	-	-	-	-	-	-	-	-	-	123 913
	BOLT, Manifold, 3/8" -16 x 3" (long)	3,4	2	2	-	-	-	-	-	-	-	-	-	-	-	-	-	-	-	122 207
	Nut	-	★	★	★	★	★	★	★	★	★	★	★	★	★	★	★	★	★	114 547
9-48-44	NUT, Exhaust Manifold Stud	-	4	4	4	4	4	4	4	4	4	4	4	4	4	-	-	-	-	623 370
9-48-45	WASHER, Exhaust Manifold Stud Nut	-	4	4	4	4	4	4	4	4	4	4	4	4	4	-	-	-	-	623 368
	Manifold Stud Nut	-	-	-	-	-	-	-	-	-	-	-	-	-	-	9	9	9	9	43 699
	Manifold Clamp	-	4	4	4	-	-	-	-	-	-	-	-	-	-	-	-	-	-	567 331
	Manifold Clamp	-	-	-	-	4	4	4	4	4	4	4	4	4	4	-	-	-	-	43 699
9-48-48	ADAPTER, Exhaust Manifold to Exhaust Pipe (see note 2)	2,3,4	-	-	-	-	-	-	-	-	-	-	-	-	-	2	2	2	2	1311 825
9-48-49	GASKET, Exhaust Manifold to Exhaust Pipe Adapter (see note 2)	2,3,4	-	-	-	-	-	-	-	-	-	-	-	-	-	2	2	2	2	1312 132
9-48-55	STUD, Exhaust Manifold to Exhaust Pipe Adapter (see note 2)	2,3,4	-	-	-	-	-	-	-	-	-	-	-	-	-	8	8	8	8	1311 826
	Nut	-	-	-	-	-	-	-	-	-	-	-	-	-	-	16	16	16	16	125 913
9-48-94	RING, Intake Manifold Fuel Centralizer	-	-	-	-	1	1	1	-	-	-	1	-	1	-	-	-	-	-	1122 465
9-48-141	PIPE, Intake Pipe Equalizer (see note 2)	4	-	-	-	-	-	-	-	-	-	1	-	1	-	-	-	-	-	1534 369
	(see note 2)	2,3,4	-	-	-	-	-	-	-	-	-	-	-	-	-	1	1	1	1	1142 962
	Bolt, 3/8"-16 x 1"	-	-	-	-	-	-	-	-	-	-	-	-	-	-	2	2	2	2	120 233
	Washer, lock	-	-	-	-	-	-	-	-	-	-	-	-	-	-	2	2	2	2	120 382
9-48-143	GASKET, Intake Manifold Equalizer Pipe (see note 2)	4	-	-	-	-	-	-	-	-	-	2	-	2	-	-	-	-	-	* 562 221
MANIFOLD GASKET																				
Note 3: Used on trucks equipped with single carburetion system.																				
Note 4: Used on trucks equipped with dual carburetion system.																				
9-50-1	GASKET SET	-	1	1	1	-	-	-	-	-	-	-	-	-	-	-	-	-	-	780 460
	(see note 3)	-	-	-	-	1	1	1	1	1	1	1	1	1	1	-	-	-	-	780 462
	(see note 4)	-	-	-	-	-	-	-	-	-	-	-	-	-	-	1	1	1	1	1243 794
9-50-2	GASKET, Intake and Exhaust (one piece gasket) (center)	-	1	1	1	-	-	-	-	-	-	-	-	-	-	-	-	-	-	854 395
	(end)	-	4	4	4	-	-	-	-	-	-	-	-	-	-	-	-	-	-	601 275
	(one piece gasket) (center)	-	-	-	-	1	1	1	1	1	1	1	1	1	1	-	-	-	-	318 042
	(end)	-	-	-	-	4	4	4	4	4	4	4	4	4	4	-	-	-	-	854 396
	(see note 3)	-	-	-	-	-	-	-	-	-	-	-	-	-	-	1	1	1	1	666 353
	(see note 4)	2,3,4	-	-	-	-	-	-	-	-	-	-	-	-	-	2	2	2	2	666 354
		-	-	-	-	-	-	-	-	-	-	-	-	-	-	-	-	-	-	1122 860
		-	-	-	-	-	-	-	-	-	-	-	-	-	-	2	2	2	2	1122 860

★Indicates use as required.

ⓑIndicates parts not listed in any previous parts books.

Series No. (1 indicates B-1 Series) (2 indicates B-2 Series) (3 indicates B-3 Series) (4 indicates B-4 Series)

Where no Series No. is shown part is for B-1, B-2, B-3 and B-4 Series.

* Indicates change or addition.

Prices and specifications subject to change without notice.

CODE	PART NAME AND DESCRIPTION	SERIES NO.	MODEL CODES														PART NO.			
			B	C	D	F	G	H & HH	FM	GM	HM & HHM	J	JM	K	KM	R		T	V	Y
MANIFOLD GASKET - Cont'd																				
9-50-3	GASKET, Intake to Exhaust Manifold	-	1	1	1	-	-	-	-	-	-	-	-	-	-	-	-	-	-	601 420
	(see note 3)	-	-	-	-	1	1	1	-	-	-	-	1	-	-	-	-	-	-	666 352
		-	-	-	-	-	-	-	1	1	1	-	-	-	1	-	-	-	-	1138 033
9-50-6	GASKET, Intake Manifold (see note 3)	-	-	-	-	-	-	-	-	-	-	-	-	-	-	1	1	1	-	1122 859
9-50-7	RING, Exhaust Manifold Exhaust Seal (see note 3)	-	-	-	-	-	-	-	-	-	-	-	-	-	-	2	2	2	-	1122 858
9-50-9	PACKING, Intake Manifold Equalizer Pipe (see note 4)	2, 3, 4	-	-	-	-	-	-	-	-	-	-	-	-	-	1	1	1	1	1142 967
9-50-12	GASKET, Intake Manifold Equalizer Pipe (see note 4)	2, 3, 4	-	-	-	-	-	-	-	-	-	-	-	-	-	1	1	1	1	1142 965
9-50-14	GLAND, Intake Manifold Equalizer Pipe Packing (see note 4)	2, 3, 4	-	-	-	-	-	-	-	-	-	-	-	-	-	2	2	2	2	1142 966
	Bolt, 3/8"-16 x 1"	-	-	-	-	-	-	-	-	-	-	-	-	-	-	2	2	2	2	120 233
	Washer, lock	-	-	-	-	-	-	-	-	-	-	-	-	-	-	2	2	2	2	120 382
MANIFOLD HEAT CONTROL VALVE THERMOSTAT																				
9-58-1	HEAT CONTROL PACKAGE, Manifold	-	1	1	1	-	-	-	-	-	-	-	-	-	-	-	-	-	-	1316 266
		-	-	-	1	1	1	-	-	1	1	1	-	1	-	-	-	-	-	1316 268
		-	-	-	-	-	-	-	1	1	1	-	1	-	1	-	-	-	-	1316 269
9-58-5	THERMOSTAT	-	1	1	1	-	-	-	-	-	-	-	-	-	-	-	-	-	-	960 003
		-	-	-	1	1	1	1	1	1	1	-	1	-	1	-	-	-	-	671 923
		1, 2, 3	-	-	-	-	-	-	-	-	-	1	-	1	-	-	-	-	-	671 923
9-58-10	SPACER	-	1	1	1	1	1	1	1	1	1	-	1	-	1	-	-	-	-	644 876
		1, 2, 3	-	-	-	-	-	-	-	-	-	1	-	1	-	-	-	-	-	644 876
9-58-12	SHIELD	-	1	1	1	-	-	-	-	-	-	-	-	-	-	-	-	-	-	857 642
		-	-	-	1	1	1	-	-	-	-	-	-	-	-	-	-	-	-	853 624
		1, 2, 3	-	-	-	-	-	-	-	-	-	1	-	1	-	-	-	-	-	853 624
9-58-13	BOLT, Shield Clamp	-	1	1	1	-	-	-	1	1	1	-	1	-	1	-	-	-	-	1066 053
		-	-	-	1	1	1	1	1	1	1	-	1	-	1	-	-	-	-	852 274
		-	-	-	-	-	-	-	-	-	-	1	-	1	-	-	-	-	-	862 830
	Nut	-	-	-	1	1	1	1	1	1	1	1	1	1	1	-	-	-	-	862 830
	Washer, lock	-	-	-	1	1	1	1	1	1	1	1	1	1	1	-	-	-	-	120 614
9-58-14	LOCK, Shield Clamp	-	1	1	1	1	1	1	1	1	1	-	1	-	1	-	-	-	-	138 479
		1, 2, 3	-	-	-	-	-	-	-	-	-	1	-	1	-	-	-	-	-	604 509
MANIFOLD HEAT CONTROL VALVE SHAFT AND PLATE																				
9-59-5	SHAFT	-	1	1	1	-	-	-	-	-	-	-	-	-	-	-	-	-	-	604 505
		-	-	-	1	1	1	1	1	1	1	-	1	-	1	-	-	-	-	666 351
		1, 2, 3	-	-	-	-	-	-	-	-	-	1	-	1	-	-	-	-	-	666 351
9-59-6	BUSHING, Shaft	-	2	2	2	2	2	2	2	2	2	-	2	-	2	-	-	-	-	651 251
		1, 2, 3	-	-	-	-	-	-	-	-	-	2	-	2	-	-	-	-	-	651 251
9-59-8	PLATE	-	1	1	1	-	-	-	-	-	-	-	-	-	-	-	-	-	-	604 504
		-	-	-	1	1	1	1	1	1	1	-	1	-	1	-	-	-	-	1066 023
		1, 2, 3	-	-	-	-	-	-	-	-	-	1	-	1	-	-	-	-	-	1066 023

★Indicates use as required.

Prices and specifications subject to change without notice.

□Indicates parts not listed in any previous parts books.

Series No. (1 indicates B-1 Series) (2 indicates B-2 Series) (3 indicates B-3 Series) (4 indicates B-4 Series)

Where no Series No. is shown part is for B-1, B-2, B-3 and B-4 Series.

April 20, 1953 Supersedes Dec. 31, 1952.

Printed in U.S.A.

* Indicates change or addition.

CODE	PART NAME AND DESCRIPTION	SERIES NO.	MODEL CODES																PART NO.
			B	C	D	F	G	H & HH	FM	GM	HM & HHM	J	JM	K	KM	R	T	V	
MANIFOLD HEAT CONTROL STOP																			
9-62-1	STOP	-	1	1	1	1	1	1	1	1	1	-	1	-	1	-	-	-	683 057
		1, 2, 3	-	-	-	-	-	-	-	-	-	1	-	1	-	-	-	-	683 057
9-62-2	STUD	-	1	1	1	1	1	1	1	1	1	-	1	-	1	-	-	-	852 271
		1, 2, 3	-	-	-	-	-	-	-	-	-	1	-	1	-	-	-	-	852 271
ENGINE SUPPORT - FRONT																			
9-64-5	SUPPORT	-	1	1	1	-	-	-	-	-	-	-	-	-	-	-	-	-	1194 228
		-	-	-	1	1	1	1	1	1	1	1	1	1	1	-	-	-	1194 489
		-	-	-	-	-	-	-	-	-	-	-	-	-	1	1	1	-	1196 232
		-	-	-	-	-	-	-	-	-	-	-	-	-	-	-	1	-	1267 197
9-64-33	REINFORCEMENT	-	-	-	1	1	1	1	1	1	1	1	1	1	1	1	1	-	1194 491
		-	-	-	-	-	-	-	-	-	-	-	-	-	-	-	-	1	1267 199
9-64-35	NUT, Weld	-	2	2	2	-	-	-	-	-	-	-	-	-	-	-	-	-	657 417
	NUT, Weld (small)	-	2	2	2	-	-	-	-	-	-	-	-	-	-	-	-	-	120 369
ENGINE FRONT SUPPORT PLATE																			
9-65-6	PLATE	-	1	1	1	-	-	-	-	-	-	-	-	-	-	-	-	-	852 266
	Bolt, 7/16" -20 x 1"	-	2	2	2	-	-	-	-	-	-	-	-	-	-	-	-	-	123 567
	Washer, lock	-	2	2	2	-	-	-	-	-	-	-	-	-	-	-	-	-	120 383
9-65-9	WASHER, Screw Plain	-	2	2	2	-	-	-	-	-	-	-	-	-	-	-	-	-	79 783
ENGINE FRONT SUPPORT INSULATOR																			
9-67-4	INSULATOR	-	1	1	1	-	-	-	-	-	-	-	-	-	-	-	-	-	1115 744
	Nut	-	4	4	4	4	4	4	4	4	4	4	4	4	4	4	4	4	1194 430
	Washer, lock	-	4	4	4	-	-	-	-	-	-	-	-	-	-	-	-	-	120 368
	Plain	-	-	-	4	4	4	4	4	4	4	4	4	4	-	-	-	-	120 214
	INSULATOR	-	-	-	2	2	2	2	2	2	2	2	2	2	-	-	-	-	138 485
	Bolt, 7/16" -20 x 1 1/2"	-	-	-	-	-	-	-	-	-	-	-	-	-	1	1	1	1	128 051
	Nut	-	-	-	-	-	-	-	-	-	-	-	-	-	2	2	2	2	1195 474
	Washer, lock	-	-	-	-	-	-	-	-	-	-	-	-	-	4	4	4	4	123 852
		-	-	-	-	-	-	-	-	-	-	-	-	-	4	4	4	4	120 370
		-	-	-	-	-	-	-	-	-	-	-	-	-	4	4	4	4	120 383
ENGINE REAR SUPPORT																			
9-69-49	REINFORCEMENT, Left	-	1	1	1	-	-	-	-	-	-	-	-	-	-	-	-	-	1194 339
	Right	-	1	1	1	-	-	-	-	-	-	-	-	-	-	-	-	-	1194 338
ENGINE REAR SUPPORT BRACKET																			
9-70-4	BRACKET	-	2	2	2	-	-	-	-	-	-	-	-	-	-	-	-	-	1262 457
	Frame	-	2	2	2	-	-	-	-	-	-	-	-	-	-	-	-	-	593 195
	SUPPORT, Left	-	-	-	1	1	1	1	1	1	1	1	1	1	1	1	1	1	590 921
	Right	-	-	-	1	1	1	1	1	1	1	1	1	1	1	1	1	1	590 920
	Bolt, 1/2" -20 x 1 1/4"	-	★	★	★	-	-	-	-	-	-	-	-	-	-	-	-	-	120 424
	1/2" -20 x 1 1/2"	-	★	★	★	4	4	4	4	4	4	4	4	4	4	4	4	4	120 234
	Nut	-	★	★	★	4	4	4	4	4	4	4	4	4	4	4	4	4	120 371
	Nut	-	★	★	★	-	-	-	-	-	-	-	-	-	-	-	-	-	190 171
	Washer, lock	-	★	★	★	4	4	4	4	4	4	4	4	4	4	4	4	4	120 384
	Bolt, 7/16" -20 x 1"	-	8	8	8	-	-	-	-	-	-	-	-	-	-	-	-	-	123 567
	Nut	-	8	8	8	-	-	-	-	-	-	-	-	-	-	-	-	-	120 370
	Washer, lock	-	8	8	8	-	-	-	-	-	-	-	-	-	-	-	-	-	120 383
	BRACKET, Left	-	-	-	-	-	-	-	-	-	-	-	-	-	1	1	1	1	1196 313
	Right	-	-	-	-	-	-	-	-	-	-	-	-	-	1	1	1	1	1196 312

★ Indicates use as required.

□ Indicates parts not listed in any previous parts books.

Series No. (1 indicates B-1 Series) (2 indicates B-2 Series) (3 indicates B-3 Series) (4 indicates B-4 Series)

Where no Series No. is shown part is for B-1, B-2, B-3 and B-4 Series.

* Indicates change or addition.

Prices and specifications subject to change without notice.

CODE	PART NAME AND DESCRIPTION	SERIES NO.	MODEL CODES													PART NO.				
			B	C	D	F	G	H & HH	FM	GM	HM & HHM	J	JM	K	KM		R	T	V	Y
ENGINE REAR SUPPORT BRACKET - Cont'd																				
9-70-5	BOLT	-	-	-	-	-	-	-	-	-	-	-	-	-	-	6	6	6	6	660 378
	Nut	-	-	-	-	-	-	-	-	-	-	-	-	-	-	*	*	*	*	120 371
	Washer, lock	-	-	-	-	-	-	-	-	-	-	-	-	-	-	*	*	*	*	190 171
9-70-9	NUT, Clinch (B-1-B up to serial No. 9227590 L. A. Built; B-1-C up to serial No. 85502093 L. A. Built; B-1-D up to serial No. 86003677 L. A. Built)	1	2	2	2	-	-	-	-	-	-	-	-	-	-	-	-	-	-	120 384
ENGINE REAR SUPPORT INSULATOR																				
9-71-5	INSULATOR, Lower (B-2-B up to serial No. 82186177 Det. Built and up to 85304177 S. L. Built, B-2-C up to serial No. 83352514 Det. Built and up to 85507176 S. L. Built, B-2-D up to serial No. 81288396 Det. Built and up to 86009090 S. L. Built)	1, 2	2	2	2	-	-	-	-	-	-	-	-	-	-	-	-	-	-	593 309
	INSULATOR, Lower (B-2-B after serial No. 82186177 Det. Built and after 85304177 S. L. Built, B-2-C after serial No. 83352514 Det. Built and after 85507176 S. L. Built, B-2-D after serial No. 81288396 Det. Built and after 86009090 S. L. Built)	2	2	2	2	-	-	-	-	-	-	-	-	-	-	-	-	-	-	1312 511
	(B-3-B up to serial No. 82265906 Det. Built and up to 85315401 also 85315522 thru 85315810 S. L. Built, B-3-C up to serial No. 83375005 Det. Built and up to 85512452 also 85512500 thru 85512580 S. L. Built, B-3-D up to serial No. 81450032 Det. Built and up to 86011420 thru 86011440 S. L. Built)	3	2	2	2	-	-	-	-	-	-	-	-	-	-	-	-	-	-	1312 511
	(B-3-B after serial No. 82265906 Det. Built and after 85315401 except 85315522 thru 85315810 S. L. Built, B-3-C after serial No. 83375005 Det. Built and after 85512452 except 85512500 thru 85512580 S. L. Built, B-3-D after serial No. 81450032 Det. Built and after 86011401 except 86001420 thru 86011440 S. L. Built)	3, 4	2	2	2	-	-	-	-	-	-	-	-	-	-	-	-	-	-	1192 809
	Upper	1, 2	2	2	2	-	-	-	-	-	-	-	-	-	-	-	-	-	-	593 308
	Upper (B-3-B up to serial No. 82272550 Det. Built and up to 85316723 S. L. Built, B-3-C up to serial No. 83377055 Det. Built and up to 85512905 S. L. Built, B-3-D up to serial No. 81451915 Det. Built and up to 86011530 S. L. Built)	3	2	2	2	-	-	-	-	-	-	-	-	-	-	-	-	-	-	694 164

*Indicates use as required.

Prices and specifications subject to change without notice.

☐ Indicates parts not listed in any previous parts books.

Series No. (1 indicates B-1 Series) (2 indicates B-2 Series) (3 indicates B-3 Series) (4 indicates B-4 Series)

Where no Series No. is shown part is for B-1, B-2, B-3 and B-4 Series.

April 20, 1953 Supersedes Dec. 31, 1952.

Printed in U.S.A.

* Indicates change or addition.

