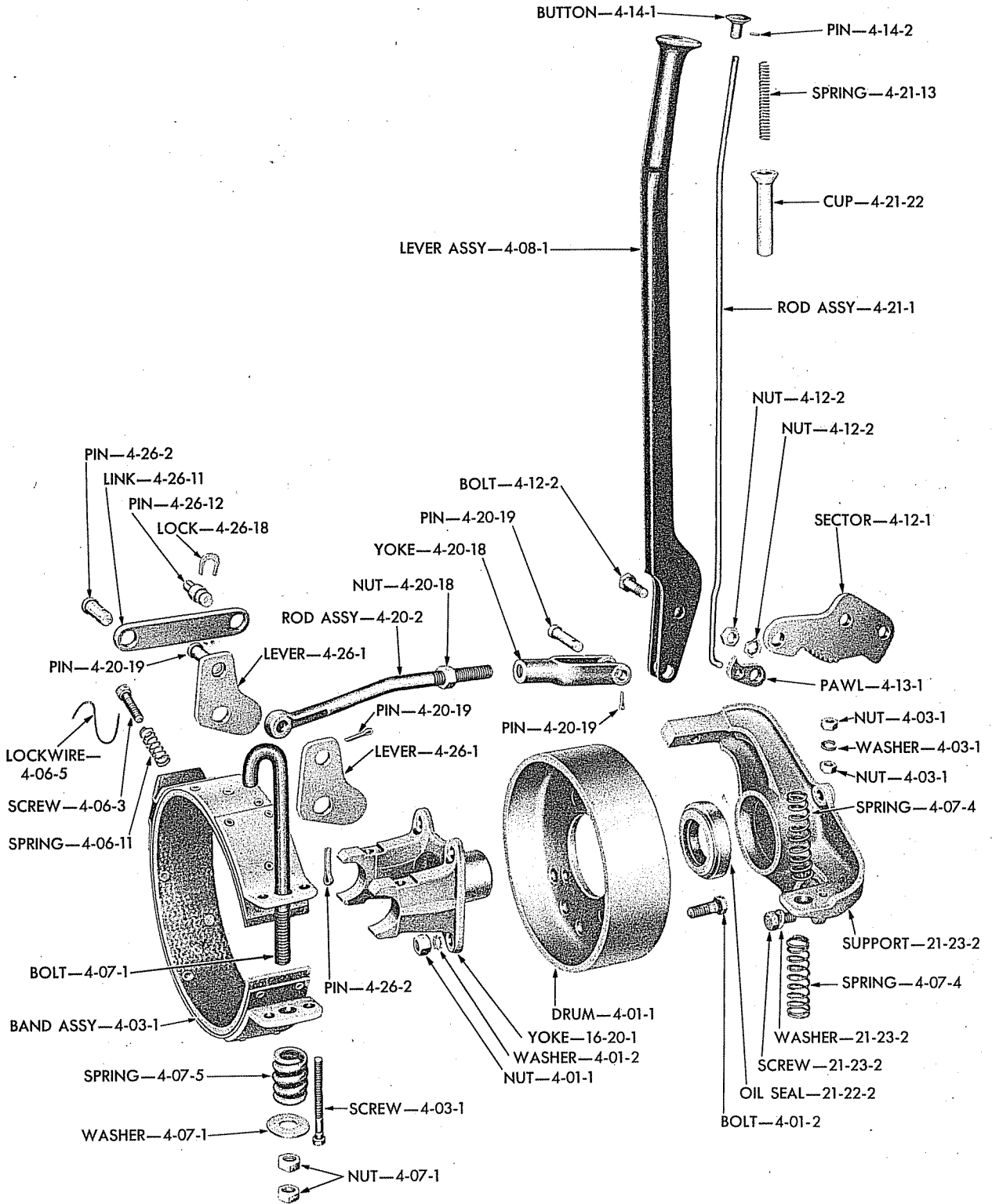
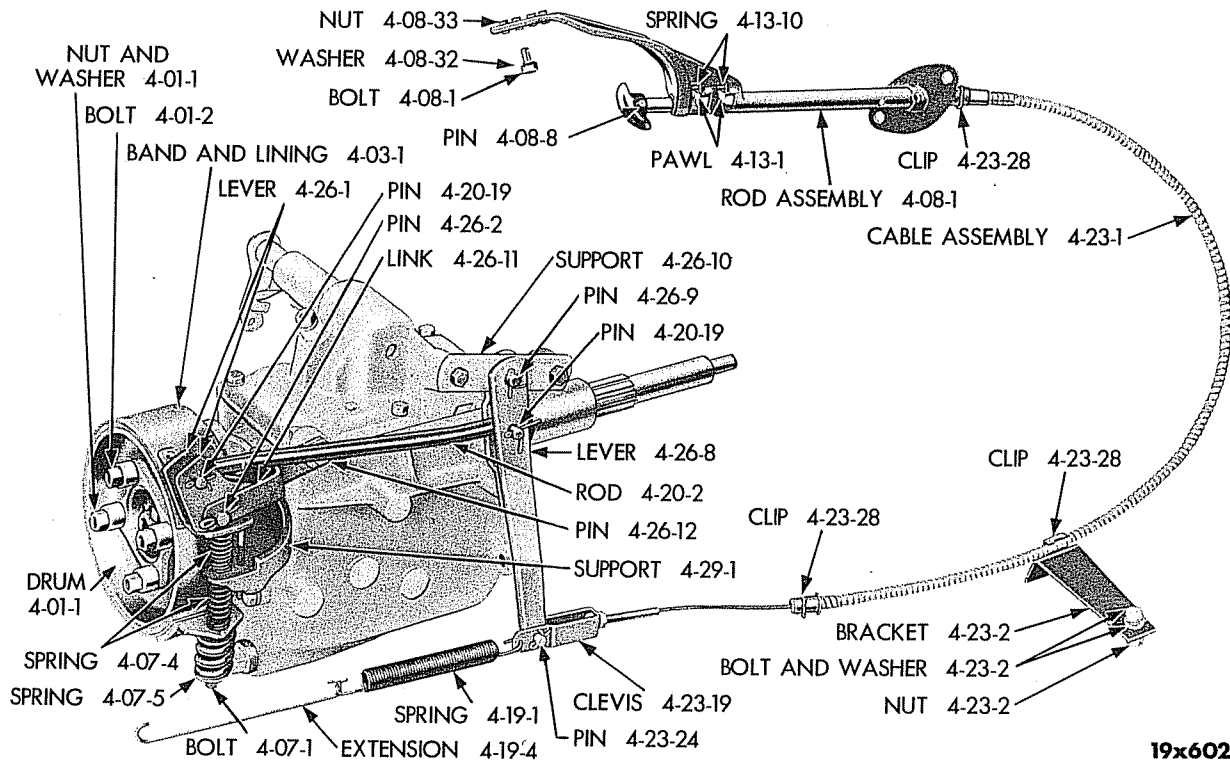


GROUP 4 - BRAKE - HAND

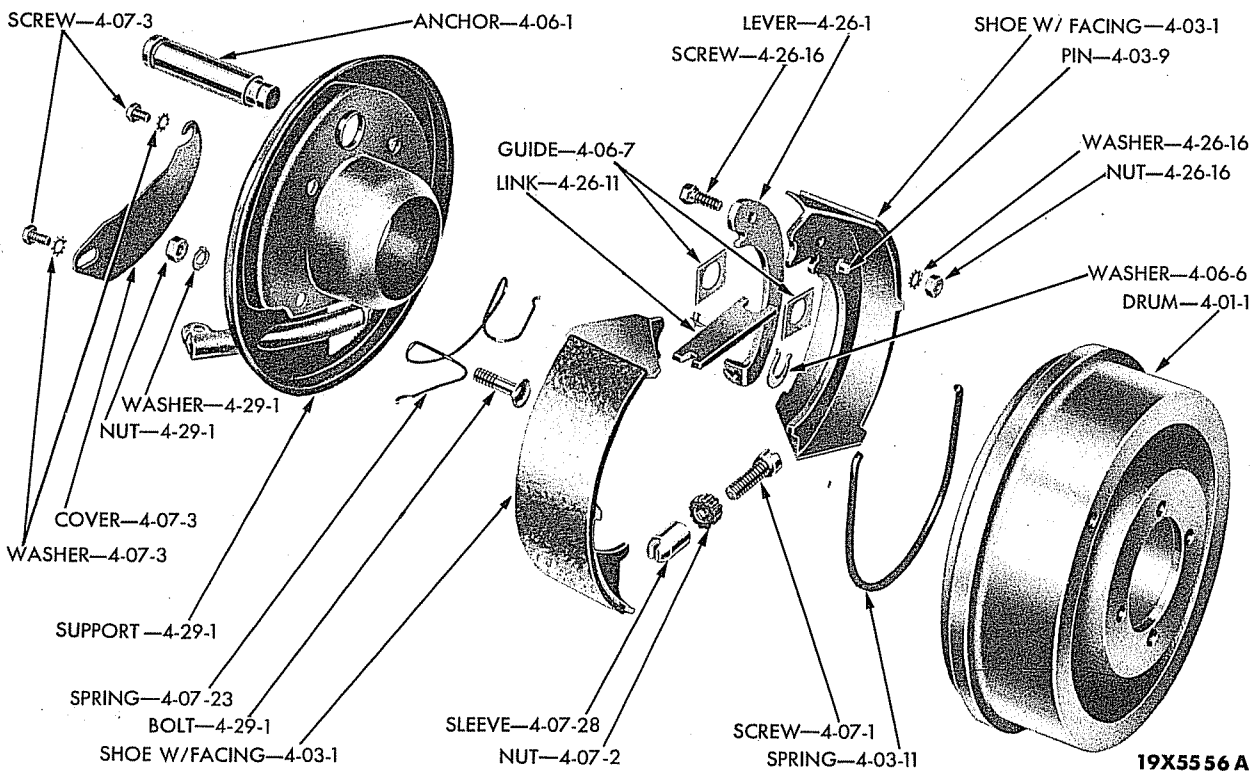


19x4040 A



19x6022

Plate 4-2 HAND BRAKE (B-2, B-3 and B-4 SERIES) (1/2 and 3/4 TON) (EXCEPT TRUCK-O-MATIC)



19X5556 A

Plate 4-3 HAND BRAKE (TRUCK-O-MATIC) (EXPLODED VIEW)

CODE	PART NAME AND DESCRIPTION	SERIES NO.	MODEL CODES													PART NO.				
			B	C	D	F	G	H & HH	FM	GM	HM & HHM	J	JM	K	KM		R	T	V	Y
Note: For parts indicated by a single dagger (†) and double dagger (‡) see note in Group 16-Propeller Shaft.																				
HAND BRAKE DRUM																				
4-01-1	DRUM (3 Speed)	1	1	1	-	-	-	-	-	-	-	-	-	-	-	-	-	-	-	1191 220
	(3 Speed)	2	1	1	-	-	-	-	-	-	-	-	-	-	-	-	-	-	-	†1191 220
	(3 Speed)	2	1	1	-	-	-	-	-	-	-	-	-	-	-	-	-	-	-	‡1270 218
	(3 Speed)	3,4	1	1	-	-	-	-	-	-	-	-	-	-	-	-	-	-	-	1270 218
	(Truck-O-Matic)	4	1	1	-	-	-	-	-	-	-	-	-	-	-	-	-	-	-	1329 518
	(4 Speed)	1	1	1	1	-	-	-	-	-	-	-	-	-	-	-	-	-	-	1264 776
	(4 Speed)	2	1	1	-	-	-	-	-	-	-	-	-	-	-	-	-	-	-	†1264 776
	(4 Speed)	2	1	1	-	-	-	-	-	-	-	-	-	-	-	-	-	-	-	‡1270 295
	(4 Speed)	3,4	1	1	-	-	-	-	-	-	-	-	-	-	-	-	-	-	-	1270 295
	(4 Speed)	3,4	-	-	1	-	-	-	-	-	-	-	-	-	-	-	-	-	-	1270 424
	(4 Speed) (w/Fluid Drive)	2	-	-	1	-	-	-	-	-	-	-	-	-	-	-	-	-	-	1270 424
	(4 Speed) (w/o Fluid Drive) (up to Engine No. T176-10809)	2	-	-	1	-	-	-	-	-	-	-	-	-	-	-	-	-	-	1264 776
	(4 Speed) (w/o Fluid Drive) (after Engine No. T176-10809)	2	-	-	1	-	-	-	-	-	-	-	-	-	-	-	-	-	-	1270 424
	(3 Speed)	-	-	-	1	-	-	-	-	-	-	-	-	-	-	-	-	-	-	919 994
	(4 Speed) (Spur Gear Type Trans.)	-	-	-	1	1	1	1	-	1	-	-	-	-	-	-	-	-	-	1264 337
	(4 Speed) (Helical Gear Type Trans.)	1,2	-	-	1	1	1	1	1	1	-	-	-	-	-	-	-	-	-	1264 337
	(4 Speed) (Helical Gear Type Trans.) (B-3-F and B-3-G up to Engine No. T314-10521, B-3-H and B-3-HH up to Engine No. T316-8058)	3	-	-	1	1	1	-	-	-	-	-	-	-	-	-	-	-	-	1264 337
	(4 Speed) (Helical Gear Type Trans.) (B-3-F and B-3-G after Engine No. T314-10521, B-3-H and B-3-HH after Engine No. T316-8058)	3	-	-	1	1	1	-	-	-	-	-	-	-	-	-	-	-	-	1272 988
	(4 Speed) (Helical Gear Type Trans.)	4	-	-	1	1	1	-	-	-	-	-	-	-	-	-	-	-	-	1272 988
	(4 Speed) (Helical Gear Type Trans.)	3,4	-	-	-	-	-	-	1	1	-	-	-	-	-	-	-	-	-	1272 988
	(5 Speed)	1,2	-	-	1	1	1	-	1	1	1	1	1	-	-	-	-	-	-	*1264 337
	(5 Speed) (w/o Overdrive) (B-3-F and B-3-G up to Engine No. T314-10545, B-3-H and B-3-HH up to Engine No. T316-5819, and B-3-HM and B-3-HHM up to Engine No. T328-1354)	3	-	-	1	1	1	-	-	1	-	-	-	-	-	-	-	-	-	1264 337
	(5 Speed) (w/o Overdrive) (B-3-F and B-3-G after Engine No. T314-10545, B-3-H and B-3-HH after Engine No. T316-5819, B-3-HM and B-3-HHM after Engine No. T328-1354)	3	-	-	1	1	1	-	-	1	-	-	-	-	-	-	-	-	-	1272 988
	(5 Speed) (w/o Overdrive)	4	-	-	1	1	1	-	-	1	-	-	-	-	-	-	-	-	-	1272 988
	(5 Speed) (w/o Overdrive) (B-3-J and B-3-K up to engine No. T318-10006; B-3-JM and and B-3-KM up to engine No. T330-1804)	3	-	-	-	-	-	-	-	-	1	1	1	1	-	-	-	-	-	*1264 337

★ Indicates use as required.

Prices and specifications subject to change without notice.

⊠ Indicates parts not listed in any previous parts books.

Series No. (1 indicates B-1 Series) (2 indicates B-2 Series) (3 indicates B-3 Series) (4 indicates B-4 Series)

Where no Series No. is shown part is for B-1, B-2, B-3 and B-4 Series.

April 13, 1953 Supersedes Dec. 31, 1952.

Printed in U.S.A.

* Indicates change or addition.

CODE	PART NAME AND DESCRIPTION	SERIES NO.	MODEL CODES													PART NO.				
			B	C	D	F	G	H & HH	FM	GM	HM & HHM	J	JM	K	KM		R	T	V	Y
HAND BRAKE DRUM - Cont'd																				
4-01-1	DRUM (5 Speed) (w/o Overdrive) (B-3-J and B-3-K after engine No. T318-10006; B-3 JM and B-3-KM after engine No. T330-1804) . . .	3, 4	-	-	-	-	-	-	-	-	-	1	1	1	1	-	-	-	-	*1272 988
	w/FLANGE	1	-	-	-	-	-	-	-	-	-	-	-	-	-	1	-	-	-	1264 334
	w/FLANGE	-	-	-	-	-	-	-	-	-	-	-	-	-	-	-	1	1	-	1191 416
	Nut	-	4	4	4	-	-	-	-	-	-	-	-	-	-	-	-	-	-	1264 331
	Nut	-	4	4	4	4	4	4	4	4	4	4	4	4	4	-	-	-	-	1269 767
	Nut	-	4	4	4	4	4	4	4	4	4	4	4	4	4	4	4	4	4	120 369
	Washer, lock	-	4	4	4	4	4	4	4	4	4	4	4	4	4	4	4	4	4	125 913
	Washer, lock	-	4	4	4	4	4	4	4	4	4	4	4	4	4	4	4	4	4	124 634
4-01-2	BOLT (3 Speed)	1	4	4	-	-	-	-	-	-	-	-	-	-	-	-	-	-	-	138 489
	(3 Speed)	2	4	4	-	-	-	-	-	-	-	-	-	-	-	-	-	-	-	138 498
	(3 Speed)	2	4	4	-	-	-	-	-	-	-	-	-	-	-	-	-	-	-	1189 329
	(3 Speed)	2	4	4	-	-	-	-	-	-	-	-	-	-	-	-	-	-	-	†1189 329
	(4 Speed)	3, 4	4	4	-	-	-	-	-	-	-	-	-	-	-	-	-	-	-	‡ 74 664
	(4 Speed)	1	4	4	-	-	-	-	-	-	-	-	-	-	-	-	-	-	-	74 664
	(4 Speed)	2	4	4	-	-	-	-	-	-	-	-	-	-	-	-	-	-	-	590 140
	(4 Speed)	2	4	4	-	-	-	-	-	-	-	-	-	-	-	-	-	-	-	† 590 140
	(4 Speed)	2	4	4	-	-	-	-	-	-	-	-	-	-	-	-	-	-	-	‡1270 296
	(4 Speed)	3, 4	4	4	-	-	-	-	-	-	-	-	-	-	-	-	-	-	-	1270 296
		-	-	-	4	4	4	4	4	4	4	4	4	4	4	4	4	4	4	590 140
		-	-	-	-	-	-	-	-	-	-	-	-	-	-	4	4	4	4	591 417
HAND BRAKE BAND AND LINING																				
4-03-1	BAND, w/LINING (3 Speed)	-	1	1	-	-	-	-	-	-	-	-	-	-	-	-	-	-	-	1274 227
	(4 Speed)	1	1	1	-	-	-	-	-	-	-	-	-	-	-	-	-	-	-	586 888
	(4 Speed)	2	1	1	-	-	-	-	-	-	-	-	-	-	-	-	-	-	-	† 586 888
	(4 Speed)	2	1	1	-	-	-	-	-	-	-	-	-	-	-	-	-	-	-	‡1196 316
	(4 Speed)	3, 4	1	1	-	-	-	-	-	-	-	-	-	-	-	-	-	-	-	1196 316
	SHOE, w/FACING (TRUCK-O-MATIC)	4	2	2	-	-	-	-	-	-	-	-	-	-	-	-	-	-	-	*1321 314
	BAND, w/LINING	-	-	-	1	-	-	-	-	-	-	-	-	-	-	-	-	-	-	1196 316
	(4 Speed) (Spur Gear Type Trans.)	-	-	-	1	1	1	1	-	1	-	-	-	-	-	-	-	-	-	1194 326
	(4 Speed) (Helical Gear Type Trans.)	1, 2	-	-	1	1	1	1	1	1	-	-	-	-	-	-	-	-	-	1194 326
	(4 Speed) (Helical Gear Type Trans.) (B-3-F and B-3-G up to Engine No. T314-10521, B-3-H and B-3-HH up to Engine No. T316-8058)	3	-	-	1	1	1	-	-	-	-	-	-	-	-	-	-	-	-	1194 326
	(4 Speed) (Helical Gear Type Trans.) (B-3-F and B-3-G after Engine No. T314-10521, B-3-H and B-3-HH after Engine No. T316-8058)	3, 4	-	-	1	1	1	-	-	-	-	-	-	-	-	-	-	-	-	*1272 922
	(4 Speed) (Helical Gear Type Trans.)	3, 4	-	-	-	-	-	-	1	1	-	-	-	-	-	-	-	-	-	1272 922
	(5 Speed)	1, 2	-	-	1	1	1	-	1	1	1	1	1	1	-	-	-	-	-	*1194 326
	(5 Speed) (w/o Overdrive) (B-3-F and B-3-G up to Engine No. T314-10545, B-3-H and B-3-HH up to Engine No. T316-5819, B-3-HM and B-3-HHM up to Engine No. T328-1354)	3	-	-	1	1	1	-	-	1	-	-	-	-	-	-	-	-	-	1194 326

★ Indicates use as required.

□ Indicates parts not listed in any previous parts books.

Series No. (1 indicates B-1 Series) (2 indicates B-2 Series) (3 indicates B-3 Series) (4 indicates B-4 Series)

Where no Series No. is shown part is for B-1, B-2, B-3 and B-4 Series.

* Indicates change or addition.

Prices and specifications subject to change without notice.

CODE	PART NAME AND DESCRIPTION	SERIES NO.	MODEL CODES													PART NO.			
			B	C	D	F	G	H & HH	FM	GM	HM & HHM	J	JM	K	KM		R	T	V
HAND BRAKE BAND AND LINING - Cont'd																			
4-03-1	BAND, w/LINING (5 Speed) (w/o Overdrive) (B-3-F and B-3-G after Engine No. T314-10545, B-3-H and B-3-HH after Engine No. T316-5819, B-3-HM and B-3-HHM after Engine No. T328-1354)	3,4	-	-	-	1	1	1	-	-	1	-	-	-	-	-	-	-	*1272 922
	(5 Speed) (w/o Overdrive) (B-3-J and B-3-K up to Engine No. T-318-10006; B-3-JM and B-3-KM up to engine No. T330-1804)	3	-	-	-	-	-	-	-	-	1	1	1	1	-	-	-	-	*1194 326
	(5 Speed) (w/o Overdrive) (B-3-J and B-3-K after engine No. T-318-10006; B-3-JM and B-3-KM after engine No. T330-1804)	3-4	-	-	-	-	-	-	-	-	1	1	1	1	-	-	-	-	*1272 922
		-	-	-	-	-	-	-	-	-	-	-	-	-	1	1	1	1	583 436
		-	-	-	-	-	-	-	-	-	-	-	-	-	-	-	-	-	1191 407
	(5 Speed) (w/o Overdrive) Bolt or Screw, 1/4"-20 x 2 1/2" (GUIDE)	-	1	1	1	1	1	1	1	1	1	1	1	1	-	-	-	-	* 132 300
	Nut	-	2	2	2	2	2	2	2	2	2	2	2	2	-	-	-	-	120 375
4-03-2	LINING (specify 15 11/16" of 1311 086 Lining) (3 Speed)	-	★	★	-	-	-	-	-	-	-	-	-	-	-	-	-	-	----
	(Specify 24" of 396 396 Lining)																		----
	(4 Speed)	1	★	★	★	-	-	-	-	-	-	-	-	-	-	-	-	-	----
	(4 Speed)	2,3,4	1	1	-	-	-	-	-	-	-	-	-	-	-	-	-	-	579 204
		2,3,4	-	-	1	-	-	-	-	-	-	-	-	-	-	-	-	-	579 204
	(4 Speed) (Spur Gear Type Trans.)	-	-	-	1	1	1	1	-	-	-	-	-	-	-	-	-	-	1194 329
	(4 Speed) (Helical Gear Type Trans.)	1,2	-	-	1	1	1	1	-	-	-	-	-	-	-	-	-	-	1194 329
	(4 Speed) (Helical Gear Type Trans.) (B-3-F and B-3-G up to Engine No. T314-10521, B-3-H and B-3-HH up to Engine No. T316-8058)	3	-	-	1	1	1	-	-	-	-	-	-	-	-	-	-	-	1194 329
	(4 Speed)	-	-	-	-	-	-	-	1	1	-	-	-	-	-	-	-	-	*1194 329
	(4 Speed) (Helical Gear Type Trans.) (B-3-F and B-3-G after Engine No. T314-10521, B-3-H and B-3-HH after Engine No. T316-8058)	3,4	-	-	1	1	1	-	-	-	-	-	-	-	-	-	-	-	*1272 926
	(5 Speed)	1,2	-	-	1	1	1	-	1	1	1	1	1	1	-	-	-	-	*1194 329
	(5 Speed) (w/o Overdrive) (B-3-F and B-3-G up to Engine No. T314-10545, B-3-H and B-3-HH up to Engine No. T316-5819, B-3-HM and B-3-HHM up to Engine No. T328-1354)	3	-	-	1	1	1	-	-	1	-	-	-	-	-	-	-	-	1194 329
	(5 Speed) (w/o Overdrive) (B-3-F and B-3-G after Engine No. T314-10545, B-3-H and B-3-HH after Engine No. T316-5819, B-3-HM and B-3-HHM after Engine No. T328-1354)	3,4	-	-	1	1	1	-	-	1	-	-	-	-	-	-	-	-	*1272 926

★ Indicates use as required.

Prices and specifications subject to change without notice.

□ Indicates parts not listed in any previous parts books.

Series No. (1 indicates B-1 Series) (2 indicates B-2 Series) (3 indicates B-3 Series) (4 indicates B-4 Series)

Where no Series No. is shown part is for B-1, B-2, B-3 and B-4 Series.

April 13, 1953 Supersedes Dec. 31, 1952.

Printed in U.S.A.

* Indicates change or addition.

CODE	PART NAME AND DESCRIPTION	SERIES NO.	MODEL CODES																PART NO.
			B	C	D	F	G	H&HH	FM	GM	HM & HHM	J	JM	K	KM	R	T	V	
HAND BRAKE BRACKET OR ANCHOR																			
4-06-1	ANCHOR, Shoe (Truck-O-Matic) . . .	4	1	1	-	-	-	-	-	-	-	-	-	-	-	-	-	-	⊠1321 309
	Pin, dowel	4	1	1	-	-	-	-	-	-	-	-	-	-	-	-	-	-	141 160
4-06-2	BRACKET, Lever	-	-	-	-	-	-	-	1	1	1	-	1	-	1	-	-	-	1196 632
	Locating	-	-	-	-	-	-	-	-	-	-	-	-	-	1	-	-	-	583 440
		-	-	-	-	-	-	-	-	-	-	-	-	-	-	1	1	-	1191 413
	Bolt, 9/16"-12 x 1 3/4"	-	-	-	-	-	-	-	-	-	-	-	-	-	-	-	-	1	1269 811
	Screw or Bolt, 9/16" x 2"	-	-	-	-	-	-	-	-	-	-	-	-	-	3	3	3	-	120 896
	Washer, lock	-	-	-	-	-	-	-	-	-	-	-	-	3	3	3	2	-	122 604
4-06-3	SCREW, Band Anchor (3 Speed) . . .	-	1	1	-	-	-	-	-	-	-	-	-	-	-	-	-	-	120 898
	(4 Speed)	-	1	1	-	-	-	-	-	-	-	-	-	-	-	-	-	-	665 454
		-	-	-	1	1	1	1	1	1	1	1	1	1	1	1	1	-	596 694
		-	-	-	-	-	-	-	-	-	-	-	-	-	-	-	-	1	596 694
		-	-	-	-	-	-	-	-	-	-	-	-	-	-	-	-	1	1269 764
4-06-4	LOCK, Band Anchor Screw																		
	(3 Speed)	2,3,4	1	1	-	-	-	-	-	-	-	-	-	-	-	-	-	-	1323 261
4-06-5	LOCKWIRE, Band Anchor Screw . . .	-	1	1	1	1	1	1	1	1	1	1	1	1	1	1	1	1	572 551
4-06-6	WASHER, Shoe Guide																		
	(Truck-O-Matic)	4	1	1	-	-	-	-	-	-	-	-	-	-	-	-	-	-	600 983
4-06-7	GUIDE, Shoe (Truck-O-Matic)	4	2	2	-	-	-	-	-	-	-	-	-	-	-	-	-	-	⊠1403 574
4-06-11	SPRING, Anchor Clip (3 Speed) . . .	-	1	1	-	-	-	-	-	-	-	-	-	-	-	-	-	-	661 312
	(4 Speed)	-	1	1	-	-	-	-	-	-	-	-	-	-	-	-	-	-	517 384
		-	-	-	1	1	1	1	1	1	1	1	1	1	-	-	-	-	517 384
		-	-	-	-	-	-	-	-	-	-	-	-	-	1	-	-	1	572 244
		-	-	-	-	-	-	-	-	-	-	-	-	-	1	1	-	-	1191 471
4-06-20	BAR, Anchor	-	-	-	-	-	-	-	-	-	-	-	-	-	1	-	-	-	583 441
		-	-	-	-	-	-	-	-	-	-	-	-	-	1	1	-	-	1191 414
	Stud	-	-	-	-	-	-	-	-	-	-	-	-	-	-	-	-	1	1269 741
	Screw or Bolt, 9/16"-12 x 2"	-	-	-	-	-	-	-	-	-	-	-	-	-	3	3	3	-	103 262
	Nut	-	-	-	-	-	-	-	-	-	-	-	-	-	3	3	3	-	122 604
	Washer, lock	-	-	-	-	-	-	-	-	-	-	-	-	3	3	3	3	-	124 634
		-	-	-	-	-	-	-	-	-	-	-	-	3	3	3	3	-	120 898
HAND BRAKE ADJUSTER																			
4-07-1	BOLT (3 Speed)	1	1	1	-	-	-	-	-	-	-	-	-	-	-	-	-	-	1194 968
		2	1	1	-	-	-	-	-	-	-	-	-	-	-	-	-	-	†1194 968
		2	1	1	-	-	-	-	-	-	-	-	-	-	-	-	-	-	‡ 634 661
	(4 Speed)	3,4	1	1	-	-	-	-	-	-	-	-	-	-	-	-	-	-	‡ 634 661
		1	1	1	-	-	-	-	-	-	-	-	-	-	-	-	-	-	580 048
		2	1	1	-	-	-	-	-	-	-	-	-	-	-	-	-	-	† 580 048
		2	1	1	-	-	-	-	-	-	-	-	-	-	-	-	-	-	‡ 579 186
		3,4	1	1	-	-	-	-	-	-	-	-	-	-	-	-	-	-	579 186
	SCREW (Truck-O-Matic)	4	1	1	-	-	-	-	-	-	-	-	-	-	-	-	-	-	⊠1314 478
	BOLT	1,2	-	-	1	-	-	-	-	-	-	-	-	-	-	-	-	-	572 239
		3,4	-	-	1	-	-	-	-	-	-	-	-	-	-	-	-	-	579 186
		-	-	-	-	1	1	1	1	1	1	1	1	1	-	-	-	-	580 048
		-	-	-	-	-	-	-	-	-	-	-	-	-	1	1	1	1	583 443
	Nut (3 Speed)	-	2	2	-	-	-	-	-	-	-	-	-	-	-	-	-	-	120 377
	Nut (4 Speed)	-	2	2	-	-	-	-	-	-	-	-	-	-	-	-	-	-	124 573
	Nut	-	-	-	2	2	2	2	2	2	2	2	2	2	2	2	2	2	124 573
	Washer, plain	-	1	1	-	-	-	-	-	-	-	-	-	-	-	-	-	-	120 394
	Washer, plain	-	1	1	1	1	1	1	1	1	1	1	1	1	1	1	1	1	120 395
4-07-2	NUT (Truck-O-Matic)	4	1	1	-	-	-	-	-	-	-	-	-	-	-	-	-	-	⊠1314 477
4-07-3	COVER, Screw (Truck-O-Matic) . . .	4	1	1	-	-	-	-	-	-	-	-	-	-	-	-	-	-	⊠1317 858
	Screw or Bolt, 1/4"-28 x 1/2" . . .	-	2	2	-	-	-	-	-	-	-	-	-	-	-	-	-	-	123 316
4-07-4	SPRING, Bolt (3 Speed)	-	2	2	-	-	-	-	-	-	-	-	-	-	-	-	-	-	388 302
	(4 Speed)	-	2	2	-	-	-	-	-	-	-	-	-	-	-	-	-	-	566 729
		-	-	-	2	2	2	2	2	2	2	2	2	2	2	2	2	2	566 729
4-07-5	SPRING, Operating (4 and 5 Speed) .	-	1	1	1	1	1	1	1	1	1	1	1	1	1	1	1	1	580 050

★Indicates use as required. Prices and specifications subject to change without notice.

⊠Indicates parts not listed in any previous parts books.
 Series No. (1 indicates B-1 Series) (2 indicates B-2 Series) (3 indicates B-3 Series) (4 indicates B-4 Series)
 Where no Series No. is shown part is for B-1, B-2, B-3 and B-4 Series.

CODE	PART NAME AND DESCRIPTION	SERIES NO.	MODEL CODES																PART NO.	
			B	C	D	F	G	H & HH	FM	GM	HM & HHM	J	JM	K	KM	R	T	V		Y
HAND BRAKE ADJUSTER - Cont'd																				
4-07-7	PIN, Bolt Clevis.	1	-	-	-	-	-	-	-	-	-	1	1	1	1	1	1	1	-	657 929
	Pin, cotter	-	-	-	-	-	-	-	-	-	-	1	1	1	1	-	-	-	-	119 209
	Pin, cotter	-	-	-	-	-	-	-	-	-	-	-	-	-	-	1	1	1	-	108 630
4-07-16	BRACKET, Screw (4 Speed)																			
	(Spur Type)	-	1	1	1	-	-	-	-	-	-	-	-	-	-	-	-	-	-	566 991
	(4 Speed) (Spur Type)	-	-	-	-	1	1	1	1	-	1	-	-	-	-	-	-	-	-	1194 332
	(4 Speed) (Helical Type Gear)	-	-	-	-	-	-	-	-	-	-	-	-	-	-	-	-	-	-	1194 332
	Bolt, 3/8"-16 x 1"	-	2	2	2	2	2	2	2	-	2	1	-	-	-	-	-	-	-	120 233
	Washer, lock	-	2	2	2	2	2	2	2	-	2	2	-	-	-	-	-	-	-	120 382
4-07-19	BOLT, Band Guide	-	1	1	1	-	-	-	-	-	-	-	-	-	-	-	-	-	-	1274 229
	SCREW, Band Bracket Adjusting	-	-	-	-	-	-	-	-	-	-	-	-	-	-	1	1	1	1	585 121
	Nut	-	2	2	2	-	-	-	-	-	-	-	-	-	-	2	2	2	2	120 375
	Washer, lock	-	1	1	1	-	-	-	-	-	-	-	-	-	-	1	1	1	1	120 380
4-07-23	SPRING, Shoe Guide																			
	(Truck-O-Matic)	4	1	1	-	-	-	-	-	-	-	-	-	-	-	-	-	-	-	⊠1403 602
4-07-28	SLEEVE, Shoe Adjusting																			
	(Truck-O-Matic)	4	1	1	-	-	-	-	-	-	-	-	-	-	-	-	-	-	-	⊠1314 476
HAND BRAKE LEVER OR PULL ROD																				
4-08-1	LEVER	1	1	1	1	-	-	-	-	-	-	-	-	-	-	-	-	-	-	590 393
	PULL ROD	2, 3, 4	1	1	1	-	-	-	-	-	-	-	-	-	-	-	-	-	-	1271 992
	LEVER	-	-	-	-	1	1	1	-	-	-	1	-	-	1	-	-	-	-	590 393
		-	-	-	-	-	-	-	1	1	1	-	1	-	1	-	-	-	-	594 806
		-	-	-	-	-	-	-	-	-	-	-	-	-	1	1	1	-	-	1195 843
		-	-	-	-	-	-	-	-	-	-	-	-	-	-	-	-	1	-	1269 772
	Bolt, 5/16"-24 x 3/4"																			
	(to instrument panel)	2, 3, 4	2	2	2	-	-	-	-	-	-	-	-	-	-	-	-	-	-	151 384
	Bolt, 5/16"-24 x 5/8" (to dash)	2, 3, 4	2	2	2	-	-	-	-	-	-	-	-	-	-	-	-	-	-	123 473
	Nut	-	4	4	4	-	-	-	-	-	-	-	-	-	-	-	-	-	-	120 368
4-08-8	PIN, Handle	2, 3, 4	1	1	1	-	-	-	-	-	-	-	-	-	-	-	-	-	-	1270 112
4-08-30	PIN, Guide	2, 3, 4	1	1	1	-	-	-	-	-	-	-	-	-	-	-	-	-	-	1270 117
4-08-32	WASHER, lock (pull rod bolt)	2, 3, 4	4	4	4	-	-	-	-	-	-	-	-	-	-	-	-	-	-	1097 771
4-08-33	NUT, Cage (pull rod to instrument panel screw)	2, 3, 4	2	2	2	-	-	-	-	-	-	-	-	-	-	-	-	-	-	1335 055
HAND BRAKE LEVER SECTOR																				
4-12-1	SECTOR	1	1	1	1	-	-	-	-	-	-	-	-	-	-	-	-	-	-	579 383
		-	-	-	-	1	1	1	1	1	1	1	1	1	1	1	1	1	1	579 383
		-	-	-	-	-	-	-	-	-	-	-	-	-	-	1	1	1	-	1260 695
		-	-	-	-	-	-	-	-	-	-	-	-	-	-	-	-	-	1	1269 786
	Bolt, 3/8"-16 x 1"	1	2	2	2	-	-	-	-	-	-	-	-	-	-	-	-	-	-	120 233
	Bolt, 3/8"-16 x 1"	-	-	-	-	2	2	2	-	-	2	-	2	-	2	2	2	2	2	120 233
	Bolt, 3/8"-24 x 1 3/4"	-	-	-	-	-	-	-	2	2	2	-	2	-	2	-	-	-	-	120 668
	Nut	-	2	2	2	2	2	2	2	2	2	2	2	2	2	2	2	2	2	120 369
	Washer, lock	-	-	-	-	-	-	-	2	2	2	-	2	-	2	-	-	-	-	120 382
4-12-2	BOLT	1	1	1	1	-	-	-	-	-	-	-	-	-	-	-	-	-	-	913 829
		-	-	-	-	1	1	1	1	1	1	1	1	1	1	1	1	1	1	913 829
	Nut	-	1	1	1	1	1	1	1	1	1	1	1	1	1	1	1	1	1	124 925
	Nut	-	1	1	1	1	1	1	1	1	1	1	1	1	1	1	1	1	1	107 823
HAND BRAKE LEVER PAWL OR PULL ROD PAWL																				
4-13-1	PAWL, Pull Rod	2, 3, 4	2	2	2	-	-	-	-	-	-	-	-	-	-	-	-	-	-	1390 356
	Lever	1	1	1	1	-	-	-	-	-	-	-	-	-	-	-	-	-	-	564 298
		-	-	-	-	1	1	1	1	1	1	1	1	1	1	1	1	1	1	564 298
		-	-	-	-	-	-	-	-	-	-	-	-	-	-	1	1	1	-	1192 191
		-	-	-	-	-	-	-	-	-	-	-	-	-	-	-	-	1	-	1269 774

★Indicates use as required.

⊠Indicates parts not listed in any previous parts books.

Series No. (1 indicates B-1 Series) (2 indicates B-2 Series) (3 indicates B-3 Series) (4 indicates B-4 Series)

Where no Series No. is shown part is for B-1, B-2, B-3 and B-4 Series.

CODE	PART NAME AND DESCRIPTION	SERIES NO.	MODEL CODES													PART NO.				
			B	C	D	F	G	H & HH	FM	GM	HM & HHM	J	JM	K	KM		R	T	V	Y
HAND BRAKE LEVER PAWL OR PULL ROD PAWL - Cont'd																				
4-13-4	BOLT (lever to pawl)	1	-	-	-	-	-	-	-	-	-	-	-	-	-	1	1	1	-	913 829
	Nut	1	-	-	-	-	-	-	-	-	-	-	-	-	-	1	1	1	-	124 925
	Nut	1	-	-	-	-	-	-	-	-	-	-	-	-	-	1	1	1	-	107 823
4-13-6	PIN, Pawl	1	-	-	-	-	-	-	-	-	-	-	-	-	-	-	-	-	1	1269 775
4-13-10	SPRING, Pull Rod Pawl	2	2	2	2	-	-	-	-	-	-	-	-	-	-	-	-	-	-	1270 116
		3,4	2	2	2	-	-	-	-	-	-	-	-	-	-	-	-	-	-	1390 000
HAND BRAKE LEVER BUTTON OR SPOON																				
4-14-1	Button, Pawl Rod	1	1	1	1	-	-	-	-	-	-	-	-	-	-	-	-	-	-	536 802
		1	-	-	-	1	1	1	1	1	1	1	1	1	1	-	-	-	-	536 802
4-14-2	Pin, Pawl Rod	1	1	1	1	-	-	-	-	-	-	-	-	-	-	-	-	-	-	320 878
		1	-	-	-	1	1	1	1	1	1	1	1	1	1	-	-	-	-	320 878
4-14-22	SPOON, Pawl Release	1	-	-	-	-	-	-	-	-	-	-	-	-	-	1	1	1	-	1192 187
		1	-	-	-	-	-	-	-	-	-	-	-	-	-	1	1	1	-	1192 187
4-14-23	STUD, Spoon	1	-	-	-	-	-	-	-	-	-	-	-	-	-	-	-	-	2	1269 780
	Nut	1	-	-	-	-	-	-	-	-	-	-	-	-	-	-	-	-	2	1269 781
4-14-26	SPRING, Pawl Release	1	-	-	-	-	-	-	-	-	-	-	-	-	-	1	1	1	-	120 614
		1	-	-	-	-	-	-	-	-	-	-	-	-	-	1	1	1	-	1192 188
4-14-27	WASHER, Spoon Stud Spring	1	-	-	-	-	-	-	-	-	-	-	-	-	-	-	-	-	1	1269 783
		1	-	-	-	-	-	-	-	-	-	-	-	-	-	-	-	-	1	1269 783
HAND BRAKE LEVER SHAFT																				
4-17-5	SPRING	1	-	-	-	-	-	-	-	-	-	-	-	-	-	-	-	-	1	1269 785
		1	-	-	-	-	-	-	-	-	-	-	-	-	-	-	-	-	1	1269 784
4-17-7	FELT	1	-	-	-	-	-	-	-	-	-	-	-	-	-	-	-	-	1	137 254
	Pin, cotter	1	-	-	-	-	-	-	-	-	-	-	-	-	-	-	-	-	1	137 254
HAND BRAKE PULL BACK SPRING																				
4-19-1	SPRING	2	1	1	1	-	-	-	-	-	-	-	-	-	-	-	-	-	-	1088 169
		3,4	1	1	1	-	-	-	-	-	-	-	-	-	-	-	-	-	-	1272 602
4-19-3	CLIP	3,4	1	1	1	-	-	-	-	-	-	-	-	-	-	-	-	-	-	1272 601
		2	1	1	1	-	-	-	-	-	-	-	-	-	-	-	-	-	-	1311 447
4-19-4	EXTENSION	3	1	1	1	-	-	-	-	-	-	-	-	-	-	-	-	-	-	1272 995
		4	1	1	1	-	-	-	-	-	-	-	-	-	-	-	-	-	-	1311 447
4-19-5	BRACKET (4 Speed)	3,4	1	1	1	-	-	-	-	-	-	-	-	-	-	-	-	-	-	1272 996
		3,4	1	1	1	-	-	-	-	-	-	-	-	-	-	-	-	-	-	1272 996
HAND BRAKE LEVER PULL ROD																				
4-20-2	ROD (3 Speed)	1	1	1	-	-	-	-	-	-	-	-	-	-	-	-	-	-	-	1194 967
	(3 Speed)	2	1	1	-	-	-	-	-	-	-	-	-	-	-	-	-	-	-	1266 481
	(3 Speed)	3,4	1	1	-	-	-	-	-	-	-	-	-	-	-	-	-	-	-	1272 522
	(4 Speed)	1	1	1	1	-	-	-	-	-	-	-	-	-	-	-	-	-	-	1194 336
	(4 Speed)	2	1	1	1	-	-	-	-	-	-	-	-	-	-	-	-	-	-	1265 629
	(4 Speed) (B-3-B up to serial No. 82262050, B-3-C up to serial No. 83374290, B-3-D up to serial No. 81448945)	3	1	1	1	-	-	-	-	-	-	-	-	-	-	-	-	-	-	1272 950
	(4 Speed) (B-3-B after serial No. 82262050, B-3-C after serial No. 83374290, B-3-D after serial No. 81448945)	3	1	1	1	-	-	-	-	-	-	-	-	-	-	-	-	-	-	1272 948
	(4 Speed)	4	1	1	1	-	-	-	-	-	-	-	-	-	-	-	-	-	-	1272 948
	(3 Speed)	1	-	-	1	-	-	-	-	-	-	-	-	-	-	-	-	-	-	1194 973
	(3 Speed)	2	-	-	1	-	-	-	-	-	-	-	-	-	-	-	-	-	-	1266 483
	(3 Speed)	3,4	-	-	1	-	-	-	-	-	-	-	-	-	-	-	-	-	-	1272 526
	(4 Speed) (Spur Gear Type Trans)	-	-	-	-	1	1	1	-	-	-	-	-	-	-	-	-	-	-	1194 336
	(4 Speed) (Helical Gear Type Trans)	2	-	-	-	1	1	1	-	-	-	-	-	-	-	-	-	-	-	1194 336

★ Indicates use as required.

Prices and specifications subject to change without notice.

□ Indicates parts not listed in any previous parts books.

Series No. (1 indicates B-1 Series) (2 indicates B-2 Series) (3 indicates B-3 Series) (4 indicates B-4 Series)

Where no Series No. is shown part is for B-1, B-2, B-3 and B-4 Series.

Printed in U.S.A.

CODE	PART NAME AND DESCRIPTION	SERIES NO.	MODEL CODES													PART NO.				
			B	C	D	F	G	H & HH	FM	GM	HM & HHM	J	JM	K	KM		R	T	V	Y
HAND BRAKE LEVER PULL ROD - Cont'd																				
4-20-2	ROD (4 Speed) (Helical Gear Type Trans.) (B-3-F and B-3-G up to engine No. T314-10521, B-3-H and B-3-HH up to engine No. T316-8058)	3	-	-	-	1	1	1	-	-	-	-	-	-	-	-	-	-	-	1194 336
	(4 Speed) (Helical Gear Type Trans.) (B-3-F and B-3-G after engine No. T314-10521, B-3-H and B-3-HH after engine No. T316-8058)	3	-	-	-	1	1	1	-	-	-	-	-	-	-	-	-	-	-	1272 933
	(4 Speed) (Helical Gear Type Trans.)	4	-	-	-	1	1	1	-	-	-	-	-	-	-	-	-	-	-	1272 933
	(5 Speed) (w/Overdrive)	2,3,4	-	-	-	1	1	1	-	-	-	-	-	-	-	-	-	-	-	1265 696
	(5 Speed) (w/o Overdrive)	2	-	-	-	1	1	1	-	-	-	-	-	-	-	-	-	-	-	1265 696
	(5 Speed) (w/o Overdrive) (B-3-F and B-3-G up to engine No. T314-10545, B-3-H and B-3-HH up to engine No. T316-5819)	3	-	-	-	1	1	1	-	-	-	-	-	-	-	-	-	-	-	1265 696
	(5 Speed) (w/o Overdrive) (B-3-F and B-3-G after engine No. T314-10545, B-3-H and B-3-HH after engine No. T316-5819)	3	-	-	-	1	1	1	-	-	-	-	-	-	-	-	-	-	-	1272 936
	(5 Speed) (w/o Overdrive)	4	-	-	-	1	1	1	-	-	-	-	-	-	-	-	-	-	-	1272 936
	(4 Speed)	-	-	-	-	-	-	1	1	1	-	-	-	-	-	-	-	-	-	1196 634
	(5 Speed)	-	-	-	-	-	-	1	1	1	-	-	-	-	-	-	-	-	-	1196 634
	(4 Speed)	-	-	-	-	-	-	-	-	1	-	-	-	-	-	-	-	-	-	1196 634
		1	-	-	-	-	-	-	-	-	1	-	1	-	-	-	-	-	-	1195 479
		2	-	-	-	-	-	-	-	-	1	-	1	-	-	-	-	-	-	*1265 696
	(B-3-J and B-3-K up to engine No. T318-10006 w/o Overdrive and T318-9344 w/Overdrive)	3	-	-	-	-	-	-	-	-	1	-	1	-	-	-	-	-	-	*1265 696
	(B-3J and B-3K after engine No. T318-10006 w/o Overdrive and T318-9344 w/Overdrive)	3	-	-	-	-	-	-	-	-	1	-	1	-	-	-	-	-	-	*1272 936
	(5 Speed)	4	-	-	-	-	-	-	-	-	1	-	1	-	-	-	-	-	-	1272 936
		1,2	-	-	-	-	-	-	-	-	1	-	1	-	-	-	-	-	-	*1196 637
	(B-3-JM and B-3-KM up to engine No. T330-1804 w/o Overdrive and T330-1741 w/Overdrive)	3	-	-	-	-	-	-	-	-	1	-	1	-	-	-	-	-	-	*1196 637
	(B-3JM and B-3-KM after engine No. T330-1804 w/o Overdrive and T330-1741 w/Overdrive)	3,4	-	-	-	-	-	-	-	-	1	-	1	-	-	-	-	-	-	*1272 990
		-	-	-	-	-	-	-	-	-	-	-	-	-	1	-	-	-	-	1195 848
		-	-	-	-	-	-	-	-	-	-	-	-	-	1	1	-	-	-	1195 851
		-	-	-	-	-	-	-	-	-	-	-	-	-	-	-	1	-	-	1269 765
4-20-18	YOKE	1	1	1	1	-	-	-	-	-	-	-	-	-	-	-	-	-	-	580 734
	(4 Speed)	-	-	-	1	1	1	1	1	1	-	-	-	-	-	-	-	-	-	580 734
	(5 Speed)	-	-	-	1	1	1	-	1	1	-	-	-	-	-	-	-	-	-	584 277
		1,2,3	-	-	-	-	-	-	-	-	1	-	1	-	-	-	-	-	-	584 277
		4	-	-	-	-	-	-	-	-	1	-	1	-	-	-	-	-	-	580 734
		-	-	-	-	-	-	-	-	-	-	1	-	1	-	-	-	-	-	580 734
		-	-	-	-	-	-	-	-	-	-	-	-	1	1	1	-	-	-	1191 069
	END	-	-	-	-	-	-	-	-	-	-	-	-	-	-	-	-	-	1	517 386
	Nut	-	1	1	1	1	1	1	1	1	1	1	1	1	1	1	1	1	1	120 370
	Nut	-	-	-	-	-	-	-	-	-	-	-	-	-	1	1	1	1	1	124 573

★Indicates use as required.

Prices and specifications subject to change without notice.

☐Indicates parts not listed in any previous parts books.

Series No. (1 indicates B-1 Series) (2 indicates B-2 Series) (3 indicates B-3 Series) (4 indicates B-4 Series)

Where no Series No. is shown part is for B-1, B-2, B-3 and B-4 Series.

April 13, 1953 Supersedes Dec. 31, 1952.

Page 4-10

Printed in U.S.A.

* Indicates change or addition.

CODE	PART NAME AND DESCRIPTION	SERIES NO.	MODEL CODES													PART NO.			
			B	C	D	F	G	H & HH	FM	GM	HM & HHM	J	JM	K	KM		R	T	V
HAND BRAKE LEVER PULL ROD - Cont'd																			
4-20-19	PIN, Clevis, Front	1 2,3,4	1 1	1 1	1 1	-	-	-	-	-	-	-	-	-	-	-	-	-	578 648 138 084
	Rear	-	-	-	1	1	1	1	1	1	1	1	1	1	1	1	1	1	556 906 578 648
	Front	-	-	-	1	1	1	1	1	1	1	1	1	1	1	1	1	1	
	Yoke Clevis (B-1-R up to serial No. 81856241, B-1-T and B-1-V up to serial No. 81789974)	1	-	-	-	-	-	-	-	-	-	-	-	-	1	1	1	-	686 968
	(B-1-R after serial No. 81856241, B-1-T and B-1-V after serial No. 81789974)	1 2,3,4	-	-	-	-	-	-	-	-	-	-	-	-	1	1	1	-	1262 603 1262 603
	End Clevis (B-1-R up to serial No. 81856241, B-1-T and B-1-V up to serial No. 81789974)	-	-	-	-	-	-	-	-	-	-	-	-	-	1	1	1	-	138 084
	End Clevis (B-1-R after serial No. 81856241, B-1-T and B-1-V after serial No. 81789974)	1 2,3,4	-	-	-	-	-	-	-	-	-	-	-	-	1	1	1	-	556 906 556 906
	Pin, cotter	-	2	2	2	2	2	2	2	2	2	2	2	2	2	2	2	1	138 084 103 373
HAND BREAK LEVER PAWL ROD																			
4-21-1	ROD.	1	1	1	1	-	-	-	-	-	-	-	-	-	-	-	-	-	579 693 579 693
	Pin, cotter	-	-	-	1	1	1	-	-	-	-	-	-	-	1	1	1	-	1195 846 1269 776
4-21-2	WASHER, Spring	-	-	-	-	-	-	-	-	-	-	-	-	-	-	-	-	1	112 726 1269 779
4-21-12	END	-	-	-	-	-	-	-	-	-	-	-	-	-	-	-	-	1	1269 777 536 800
4-21-13	SPRING.	1	1	1	1	-	-	-	-	-	-	-	-	-	-	-	-	-	536 800 1269 778
4-21-22	CUP, Spring	1	1	1	1	-	-	-	-	-	-	-	-	-	-	-	-	-	536 801 536 801
HAND BRAKE CONTROL CABLE																			
4-23-1	CABLE (w/o Fluid Drive)	2	1	1	1	-	-	-	-	-	-	-	-	-	-	-	-	-	1266 642 1274 833
	(w/Fluid Drive)	2	1	1	1	-	-	-	-	-	-	-	-	-	-	-	-	-	1272 599
	(w/o Fluid Drive)	3,4	1	1	1	-	-	-	-	-	-	-	-	-	-	-	-	-	1273 029
	(w/Fluid Drive)	3,4	1	1	1	-	-	-	-	-	-	-	-	-	-	-	-	-	
	(Truck-O-Matic) (67 1/2" lgh.)	4	1	1	-	-	-	-	-	-	-	-	-	-	-	-	-	-	1272 889
	(Truck-O-Matic) (22" lgh.)	4	1	1	-	-	-	-	-	-	-	-	-	-	-	-	-	-	1271 859
4-23-2	BRACKET, Cable to Frame (3 and 4 Speed)	2,3,4	1	1	1	-	-	-	-	-	-	-	-	-	-	-	-	-	1267 619 1272 890
	(Truck-O-Matic)	4	1	1	-	-	-	-	-	-	-	-	-	-	-	-	-	-	120 647
	Bolt, 3/8"-24 x 1"	-	1	1	1	-	-	-	-	-	-	-	-	-	-	-	-	-	120 369
	Nut	-	1	1	1	-	-	-	-	-	-	-	-	-	-	-	-	-	120 382
	Washer, lock	-	1	1	1	-	-	-	-	-	-	-	-	-	-	-	-	-	1266 643
4-23-19	CLEVIS, Cable	2	1	1	1	-	-	-	-	-	-	-	-	-	-	-	-	-	1272 600
	Pin, cotter	3,4	1	1	1	-	-	-	-	-	-	-	-	-	-	-	-	-	652 970
4-23-24	PIN, Cable Clevis	2,3,4	1	1	1	-	-	-	-	-	-	-	-	-	-	-	-	-	103 373
4-23-28	CLIP, Hand Brake Cable Retaining (Truck-O-Matic)	4	1	1	-	-	-	-	-	-	-	-	-	-	-	-	-	-	1266 645
	CLIP, Cable Retaining	2,3,4	2	2	2	-	-	-	-	-	-	-	-	-	-	-	-	-	1266 645
	(cable to frame)	2,3,4	1	1	1	-	-	-	-	-	-	-	-	-	-	-	-	-	1267 620
	Bolt, 5/16" - 24 x 3/4"	-	1	1	1	-	-	-	-	-	-	-	-	-	-	-	-	-	120 741
	Nut	-	1	1	1	-	-	-	-	-	-	-	-	-	-	-	-	-	120 368
	Washer, lock	-	1	1	1	-	-	-	-	-	-	-	-	-	-	-	-	-	120 214

★ Indicates use as required.

☐ Indicates parts not listed in any previous parts books.

Series No. (1 indicates B-1 Series) (2 indicates B-2 Series) (3 indicates B-3 Series) (4 indicates B-4 Series)

Where no Series No. is shown part is for B-1, B-2, B-3 and B-4 Series.

* Indicates change or addition.

Prices and specifications subject to change without notice.

CODE	PART NAME AND DESCRIPTION	SERIES NO.	MODEL CODES													PART NO.				
			B	C	D	F	G	H & HH	FM	GM	HM & HHM	J	JM	K	KM		R	T	V	Y
HAND BRAKE CAM LEVER																				
4-26-1	LEVER (3-4 Speed)	1, 2	2	2	2	-	-	-	-	-	-	-	-	-	-	-	-	-	-	556 908
	(3-4 Speed)	3, 4	2	2	2	-	-	-	-	-	-	-	-	-	-	-	-	-	-	1271 969
	(Truck-O-Matic)	4	1	1	-	2	2	2	2	2	2	2	2	2	2	2	2	2	2	EI315 879
																				556 908
4-26-2	PIN, Clevis (3 Speed)	-	1	1	-	-	-	-	-	-	-	-	-	-	-	2	2	2	2	580 045
	(4 Speed)	-	1	1	-	-	-	-	-	-	-	-	-	-	-	-	-	-	-	56 788
	Cam	-	-	-	1	1	1	1	1	1	-	-	-	-	-	-	-	-	-	657 929
	Pin, cotter	-	1	1	-	-	-	-	-	-	-	-	-	-	-	-	-	-	-	137 254
	Pin, cotter	-	1	1	1	1	1	1	1	1	-	-	-	-	-	-	-	-	-	103 396
4-26-5	SHOE, Operating Cam	-	-	-	-	-	-	-	-	-	-	-	-	-	1	1	1	1	-	572 243
4-26-8	LEVER, Idler	2, 3, 4	1	1	1	-	-	-	-	-	-	-	-	-	-	-	-	-	-	1266 476
4-26-9	PIN, Idler Lever Clevis	2, 3, 4	1	1	1	-	-	-	-	-	-	-	-	-	-	-	-	-	-	1266 479
	Pin, cotter	-	1	1	1	-	-	-	-	-	-	-	-	-	-	-	-	-	-	108 630
4-26-10	SUPPORT, Idle Lever																			
	(3 Speed)	2, 3, 4	1	1	1	-	-	-	-	-	-	-	-	-	-	-	-	-	-	1266 480
	(4 Speed)	2	1	1	1	-	-	-	-	-	-	-	-	-	-	-	-	-	-	1272 881
	(4 Speed) (B-3-B up to serial No. 82262050, B-3-C up to serial No. 83374290, B-3-D up to serial No. 81448945)	3	1	1	1	-	-	-	-	-	-	-	-	-	-	-	-	-	-	1272 881
	Screw or Bolt, 3/8" - 16 x 1"	-	2	2	2	-	-	-	-	-	-	-	-	-	-	-	-	-	-	120 233
	Washer, lock	-	2	2	2	-	-	-	-	-	-	-	-	-	-	-	-	-	-	120 382
4-26-11	LINK, Spacer, Inner																			
	(3 Speed)	-	1	1	-	-	-	-	-	-	-	-	-	-	-	-	-	-	-	665 464
	Outer (3 Speed)	-	1	1	-	-	-	-	-	-	-	-	-	-	-	-	-	-	-	665 465
	(4 Speed)	1	1	1	-	-	-	-	-	-	-	-	-	-	-	-	-	-	-	566 595
	(4 Speed)	2, 3, 4	1	1	1	-	-	-	-	-	-	-	-	-	-	-	-	-	-	1270 420
	(Truck-O-Matic)	4	1	1	-	-	-	-	-	-	-	-	-	-	-	-	-	-	-	EI403 604
	(3 Speed)	-	-	-	1	-	-	-	-	-	-	-	-	-	-	-	-	-	-	579 189
	(4 Speed) (Spur Gear Type Trans.)	-	-	-	-	1	1	1	1	1	-	-	-	-	-	-	-	-	-	1194 333
	(4 Speed) (Helical Gear Type Trans.)	2	-	-	-	1	1	1	-	1	1	-	-	-	-	-	-	-	-	1194 333
	(4 Speed) (Helical Gear Type Trans.) (B-3-F and B-3-G up to engine No. T314-10521, B-3-H and B-3-HH up to engine No. T316-8058)	-	-	-	-	1	1	1	-	-	-	-	-	-	-	-	-	-	-	1194 333
	(4 Speed) (Helical Gear Type Trans.) (B-3-F and B-3-G after engine No. T314-10521, B-3-H and B-3-HH after engine No. T316-8058)	-	-	-	-	1	1	1	-	-	-	-	-	-	-	-	-	-	-	1272 930
	(4 Speed) (Helical Gear Type Trans.)	-	-	-	-	-	-	-	1	1	1	-	-	-	-	-	-	-	-	1194 333
	Right (5 Speed)	2	-	-	-	1	1	1	-	1	1	-	-	-	-	-	-	-	-	1195 482
	Left (5 Speed)	2	-	-	-	1	1	1	-	1	1	-	-	-	-	-	-	-	-	1195 483
	Right (5 Speed) (B-3-F and B-3-G up to engine No. T314-10545, B-3-H and B-3-HH up to engine No. T316-5819, B-3-HM and B-3-HHM up to engine No. T328-1354)	3	-	-	-	1	1	1	-	-	1	-	-	-	-	-	-	-	-	1195 482
	Left (5 Speed) (B-3-F and B-3-G up to engine No. T314-10545, B-3-H and B-3-HH up to engine No. T316-5819, B-3-HM and B-3-HHM up to engine No. T328-1354)	3	-	-	-	1	1	1	-	-	1	-	-	-	-	-	-	-	-	1195 483

★ Indicates use as required.

Prices and specifications subject to change without notice.

□ Indicates parts not listed in any previous parts books.

Series No. (1 indicates B-1 Series) (2 indicates B-2 Series) (3 indicates B-3 Series) (4 indicates B-4 Series)

Where no Series No. is shown part is for B-1, B-2, B-3 and B-4 Series.

April 13, 1953 Supersedes Dec. 31, 1952.

Printed in U.S.A.

* Indicates change or addition.

CODE	PART NAME AND DESCRIPTION	SERIES NO.	MODEL CODES													PART NO.			
			B	C	D	F	G	H & HH	FM	GM	HM & HHM	J	JM	K	KM		R	T	V
HAND BRAKE CAM LEVER - Cont'd																			
4-26-11	LINK (5 Speed) (B-3-F and B-3-G after engine No. T314-10545, B-3-H and B-3-HH after engine No. T316-5819, B-3-HM and B-3-HHM after engine No. T328-1354)	3	-	-	-	1	1	1	-	-	1	-	-	-	-	-	-	-	1272 931
	Right (5 Speed).	-	-	-	-	-	-	-	-	1	1	1	1	-	-	-	-	-	1195 482
	Left (5 Speed)	1, 2	-	-	-	-	-	-	-	1	1	1	1	-	-	-	-	-	*1195 483
	(5 Speed)	4	-	-	-	1	1	1	-	1	-	-	-	-	-	-	-	-	1272 931
	(Right) (B-3-J and B-3-K up to engine No. T318-10006 w/o Overdrive and T318-9344 w/Overdrive; B-3-JM and B-3-KM up to engine No. T330-1804 w/o Overdrive and T330-1741 w/Overdrive)	3	-	-	-	-	-	-	-	-	1	1	1	1	-	-	-	-	*1195 482
	(Left) (B-3-J and B-3-K up to engine No. T318-10006 w/o Overdrive and T318-9344 w/Overdrive; B-3-JM and B-3-KM up to engine No. T330-1804 w/o Overdrive and T330-1704 w/Overdrive)	3	-	-	-	-	-	-	-	-	1	1	1	1	-	-	-	-	*1195 483
	(B-3-J and B-3-K after engine No. T318-10006 w/o Overdrive and T318-9344 w/Overdrive; B-3-JM and B-3-KM after engine No. T330-1804 w/o Overdrive and T330-1741 w/Overdrive)	3, 4	-	-	-	-	-	-	-	-	1	1	1	1	-	-	-	-	*1272 931
		-	-	-	-	-	-	-	-	-	-	-	-	-	2	-	-	2	567 320
		-	-	-	-	-	-	-	-	-	-	-	-	-	-	2	2	-	1191 415
4-26-12	PIN, Spacer Link (3 Speed)	-	1	1	-	-	-	-	-	-	-	-	-	-	-	-	-	-	661 282
	STUD, Spacer Link (4 Speed)	-	1	1	1	1	1	1	1	1	1	-	-	-	-	-	-	-	566 596
	PIN, Spacer Link (3 Speed)	-	-	-	1	-	-	-	-	-	-	-	-	-	-	-	-	-	579 237
	STUD, Spacer Link (5 Speed)	-	-	-	-	1	1	1	-	1	1	1	1	-	-	-	-	-	1195 484
	PIN, Spacer Link	-	-	-	-	-	-	-	-	-	-	-	-	-	1	1	1	1	657 929
	Pin, cotter	-	1	1	1	1	1	1	1	1	1	1	1	-	-	-	-	-	103 373
	Pin, cotter	-	-	-	1	1	1	-	1	1	1	1	1	-	-	-	-	-	119 209
	Pin, cotter	-	-	-	-	-	-	-	-	-	-	-	-	1	1	1	1	-	108 630
4-26-16	SCREW, Shoe Operating Lever (TRUCK-O-MATIC)	4	1	1	-	-	-	-	-	-	-	-	-	-	-	-	-	-	*1317 150
	Nut	-	1	1	-	-	-	-	-	-	-	-	-	-	-	-	-	-	120 367
	Washer, lock	-	1	1	-	-	-	-	-	-	-	-	-	-	-	-	-	-	120 380
4-26-18	LOCK, Spacer Link Pin (3 Speed)	-	1	1	1	-	-	-	-	-	-	-	-	-	-	-	-	-	654 232
4-26-23	SPACER, Link Stud (5 Speed)	-	-	-	-	2	2	2	-	2	2	2	2	-	-	-	-	-	1195 485
HAND BRAKE SUPPORT																			
4-29-1	SUPPORT (3 Speed)	-	1	1	-	-	-	-	-	-	-	-	-	-	-	-	-	-	579 202
	(3 Speed)	-	-	-	1	-	-	-	-	-	-	-	-	-	-	-	-	-	579 239
	(TRUCK-O-MATIC)	4	1	1	-	-	-	-	-	-	-	-	-	-	-	-	-	-	1406 668
4-29-2	GASKET (3 Speed)	-	1	1	1	-	-	-	-	-	-	-	-	-	-	-	-	-	579 234
4-29-3	SCREW, (TRUCK-O-MATIC)	4	4	4	-	-	-	-	-	-	-	-	-	-	-	-	-	-	1321 339
	Nut	-	4	4	-	-	-	-	-	-	-	-	-	-	-	-	-	-	120 368
	Washer, lock	-	4	4	-	-	-	-	-	-	-	-	-	-	-	-	-	-	120 214

★ Indicates use as required.

Prices and specifications subject to change without notice.

⊔ Indicates parts not listed in any previous parts books.

Series No. (1 indicates B-1 Series) (2 indicates B-2 Series) (3 indicates B-3 Series) (4 indicates B-4 Series)

Where no Series No. is shown part is for B-1, B-2, B-3 and B-4 Series.

* Indicates change or addition.

