

Plate 23-9

1 1/2 TON CAB (B-1 and B-2 SERIES)

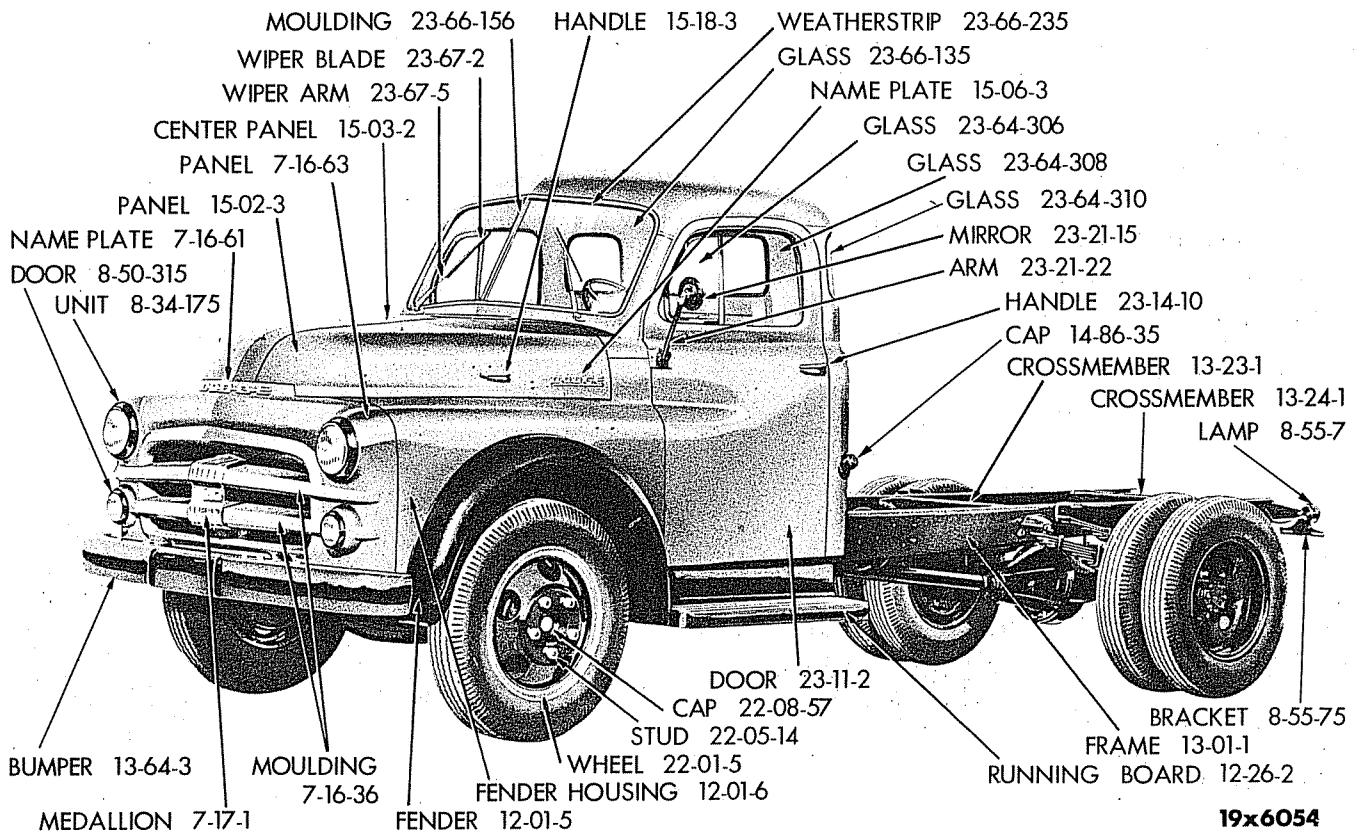


Plate 23-10

1 1/2 TON CAB (B-3 and B-4 SERIES)

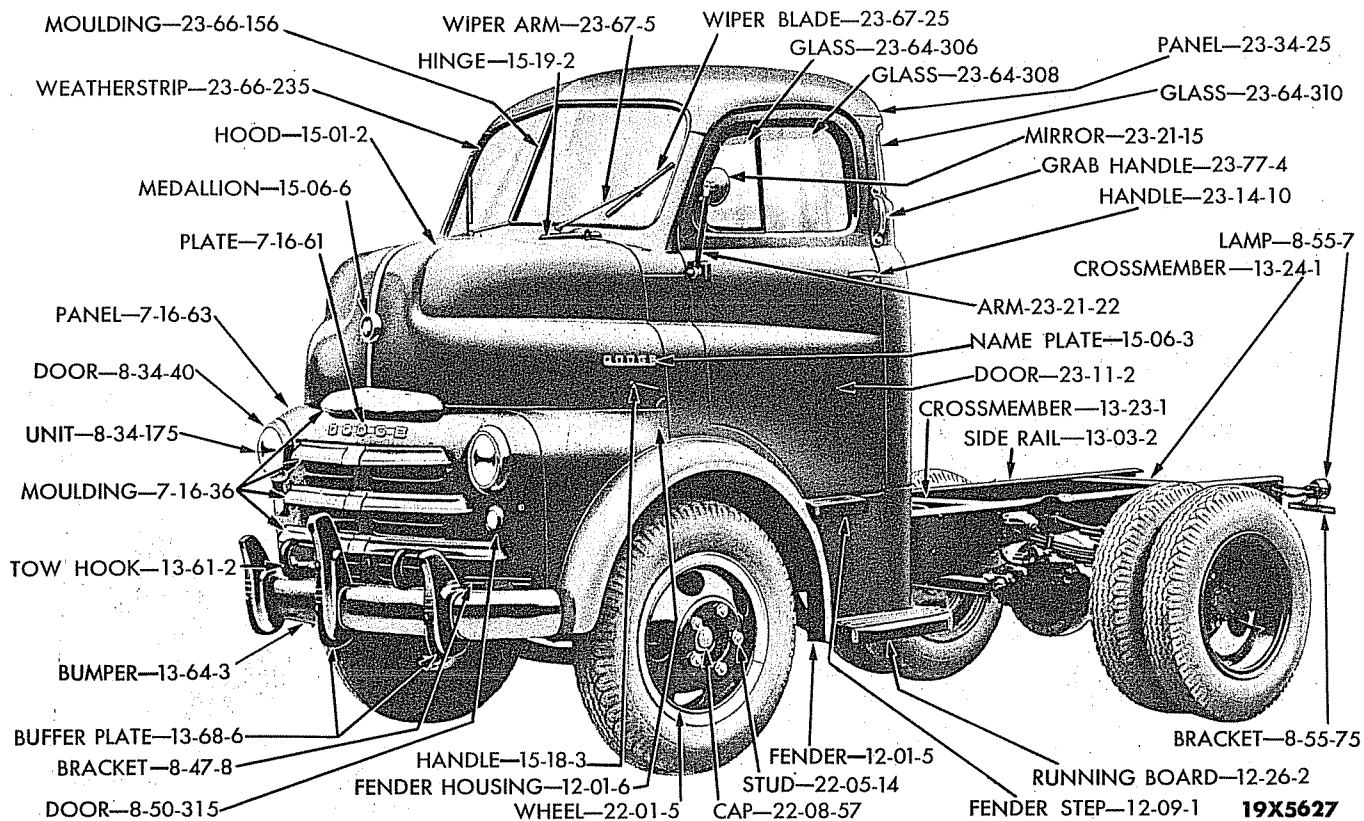


Plate 23-11

1 1/2 TON CAB-OVER-ENGINE (B-1 AND B-2 SERIES)






Plate 23-12

1 1/2 TON CAB-OVER-ENGINE (B-3 AND B-4 SERIES)




REF. NO.	PART NAME	PART TYPE CODE	REF. NO.	PART NAME	PART TYPE CODE	REF. NO.	PART NAME	PART TYPE CODE
1	WEATHERSTRIP	23-63-100	21	AMMETER	8-37-1	39	LEVER	4-08-1
2	GLASS	23-64-310	22	FUEL GAUGE	8-37-275	40	PEDAL	14-01-1
3	TRIM PANEL	23-86-22	23	BLADE	23-67-25	41	MAT	23-20-8
4	GLASS	23-64-308	24	BEZEL	8-37-90	42	CAP	21-30-109
5	FRONT DOOR	23-11-2	25	GLASS	8-37-162	43	SEAT CUSHION	23-108-4
6	BAR	23-64-6	26	ARM	23-67-5	44	LEVER	21-30-2
7	HANDLE	23-14-39	27	CYLINDER & KEYS PACKAGE	8-35-115	45	CLAMP	19-31-33
8	GLASS	23-64-306	28	KNOB	14-63-24	46	KNOB	8-53-225
9	WHEEL	19-30-4	29	KNOB	14-24-2	47	KNOB	8-53-296
10	BUTTON	8-33-41	30	GRILL	23-33-3	48	JACKET	19-14-1
11	PANEL	23-103-3	31	HANDLE SERVICED IN ASSY	23-61-31	49	TRIM PANEL	23-91-6
12	MOULDING	23-22-145	32	KNOB	23-06-25	50	KNOB	21-30-6
13	GLASS	23-66-135	33	DOOR	23-06-10	51	SEAT BACK	23-108-12
14	GLASS	8-37-410	34	PEDAL	6-38-1	52	COVER	23-34-136
15	SPEEDOMETER	8-37-372	35	PEDAL	8-52-457	53	PANEL	23-92-5
16	BEZEL	8-37-411	36	PEDAL	5-27-1	54	HANDLE	23-14-18
17	MOULDING	23-66-156	37	HOUSING	14-25-1	55	ARM REST	23-76-3
18	KNOB ASSY	23-67-194	38	COLLAR	23-31-119	56	HANDLE	23-14-27
19	OIL GAUGE ASSY	8-37-316				57	ESCUTCHEON	23-14-19
20	GAUGE	8-37-136						

19X 4023C




REF. NO.	NAME	PART TYPE CODE	REF. NO.	NAME	PART TYPE CODE	REF. NO.	NAME	PART TYPE CODE
1	TRIM PANEL	23-86-22	18	MOULDING	23-33-86	35	LEVER	21-30-2
2	GLASS	23-64-308	19	KNOB	8-53-296	36	TRIM PANEL	23-91-6
3	DOOR	23-11-2	20	KNOB	8-53-225	37	SEAT CUSHION	23-108-4
4	BAR	23-64-6	21	KNOB	14-63-24	38	SEAT BACK	23-108-12
5	HANDLE	23-14-39	22	KNOB	23-06-25	39	KNOB	21-30-6
6	GLASS	23-64-306	23	KNOB	14-24-2	40	COVER	23-34-136
7	PANEL	23-103-3	24	COVER	23-33-8	41	HANDLE	23-14-18
8	COVER	23-33-15	25	DOOR	23-06-10	42	PANEL	23-92-5
9	GLASS	23-66-135	26	GLASS	8-37-162	43	ARM REST	23-76-3
10	MOULDING	23-25-145	27	BEZEL	8-37-90	44	HANDLE	23-14-27
11	BLADE	23-67-2	28	JACKET	19-14-1	45	ESCUTCHEON	23-14-19
12	ARM	23-67-5	29	PEDAL	8-52-457	46	WHEEL	19-30-4
13	MOULDING	23-66-156	30	LEVER	4-08-1	47	WEATHER STRIP	23-63-100
14	DIAL	8-37-399	31	PEDAL	14-01-1	48	GLASS	23-64-310
15	SPEEDOMETER	8-37-372	32	MAT	23-20-8	49	TRIM PANEL	23-89-10
16	KNOB	23-67-194	33	PEDAL	5-27-1			
17	GRILLE	23-33-3	34	PEDAL	6-38-1			

19X5599



REF. NO.	PART NAME	PART TYPE CODE	REF. NO.	PART NAME	PART TYPE CODE	REF. NO.	PART NAME	PART TYPE CODE
1	GLASS	23-64-314	22	BEZEL	8-37-411	42	PEDAL	14-01-1
2	BEZEL W/LENS	8-05-8	23	KNOB	23-67-194	43	ROD	21-30-163
3	WEATHERSTRIP	23-63-112	24	SPEEDOMETER	8-37-372	44	LEVER	4-08-1
4	TRIM PANEL	23-86-22	25	BEZEL	8-37-90	45	MAT	23-20-8
5	WEATHERSTRIP	23-63-100	26	OIL GAUGE	8-37-316	46	PEDAL	5-27-1
6	GLASS	23-64-310	27	GLASS	8-37-162	47	PEDAL W/ BUSHING	6-38-1
7	TRIM PANEL	23-86-22	28	GAUGE	8-37-136	48	SEAT CUSHION	23-108-4
8	FRONT DOOR	23-11-2	29	AMMETER	8-37-1	49	SEAT BACK	23-108-12
9	GLASS	23-64-308	30	FUEL GAUGE	8-37-275	50	LEVER	21-30-2
10	BAR	23-64-6	31	KNOB	8-53-296	51	TRIM PANEL	23-91-6
11	HANDLE	23-14-39	32	KNOB	8-53-225	52	COVER	23-34-136
12	HANDLE	23-14-18	33	CYLINDER & KEYS PACKAGE	8-35-115	53	KNOB	21-30-6
13	PANEL	23-103-3	34	KNOB	14-63-24	54	JACKET	19-14-1
14	BUTTON	8-33-41	35	KNOB	14-24-2	55	STEERING WHEEL	19-30-4
15	BLADE	23-67-25	36	GRILLE	23-33-3	56	ARM REST	23-76-3
16	MOULDING	23-22-145	37	KNOB	23-06-25	57	TRIM PANEL	23-92-5
17	BAR	23-66-29	38	BEZEL	23-33-4	58	HANDLE	23-14-27
18	ARM	23-67-5	39	CABLE	3-31-42	59	ESCUTCHEON	23-14-19
19	MOULDING	23-66-156	40	COLLAR	23-31-119			
20	GLASS	23-66-135	41	DOOR	23-06-10			
21	GLASS	8-37-410						

19x4022 B




- TRIM PANEL-23-86-22
- PANEL-23-103-3
- MOULDING-23-22-145
- DOOR-23-11-2
- FRAME-23-64-49
- BAR-23-64-6
- GLASS-23-64-308
- GLASS-23-64-306
- GLASS-23-66-135
- BUTTON-8-33-41
- STEERING WHEEL 19-30-4
- HANDLE-23-14-27
- COVER-23-33-15
- KNOB-21-30-6
- SPEEDOMETER-8-37-372
- BEZEL-8-37-90
- GLASS-8-37-162
- KNOB-8-53-296
- KNOB-8-53-225
- CYLINDER AND KEYS PACKAGE-8-35-115
- TRIM PANEL-23-91-6
- PEDAL-6-38-1
- PEDAL-5-27-1
- LEVER-21-30-2
- COLLAR-23-31-119
- PEDAL-14-01-1

- BAR-23-66-29
- KNOB-23-67-194
- GRILLE-23-33-3
- MOULDING-23-33-86
- KNOB-14-63-24
- KNOB-14-24-2
- KNOB-23-06-25
- HANDLE-23-14-39
- BUTTON-SERVICED IN PACKAGE-23-14-53
- DOOR-23-06-10
- COVER-23-33-8
- ESCUTCHEON-23-14-19
- ESCUTCHEON-23-14-19
- HANDLE-23-14-18
- LEVER-4-08-1
- ROD-21-30-163
- TRIM PANEL-23-92-5
- MAT-23-20-8
- COVER-23-34-136

19x5632A

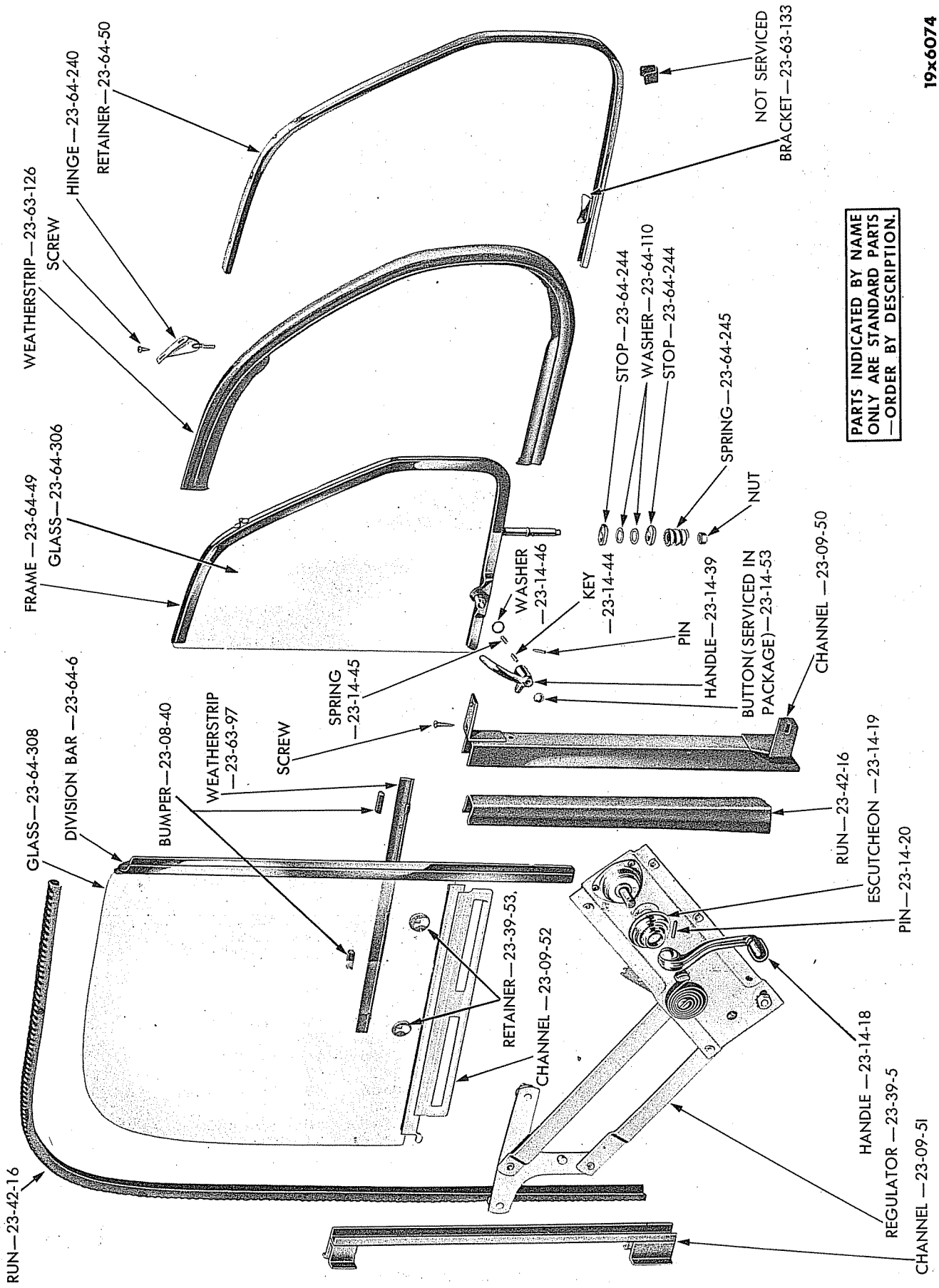
DELUXE CAB (CAB-OVER-ENGINE) (B-3 AND B-4 SERIES) (INTERIOR VIEW)

Plate 23-16



REF. NO.	NAME	PART TYPE CODE	REF. NO.	NAME	PART TYPE CODE	REF. NO.	NAME	PART TYPE CODE
1	TRIM PANEL	23-89-10	19	ARM	23-67-5	37	COLLAR	23-31-119
2	BEZEL W/LENS	8-05-8	20	GLASS	8-37-410	38	BEZEL	8-37-90
3	WEATHERSTRIP	23-63-100	21	SPEEDOMETER	8-37-372	39	GLASS	8-37-162
4	GLASS	23-64-310	22	KNOB	23-67-194	40	BRACKET	19-31-1
5	GLASS	23-64-308	23	MOULDING	23-33-86	41	TRIM PANEL	23-91-6
6	TRIM PANEL	23-86-22	24	GRILLE	23-33-3	42	JACKET	19-14-1
7	BAR	23-64-6	25	KNOB	8-53-296	43	KNOB	21-30-6
8	HANDLE	23-14-39	26	KNOB	8-53-225	44	SEAT CUSHION	23-108-4
9	GLASS	23-64-306	27	KNOB	14-63-24	45	COVER	23-34-136
10	PANEL	23-103-3	28	KNOB	23-06-25	46	HANDLE	23-14-18
11	RING	8-33-4	29	KNOB	14-24-2	47	HANDLE	23-14-27
12	LEVER	21-30-2	30	DOOR	23-06-10	48	ESCUTCHEON	23-14-19
13	ROD	19-46-3	31	COVER	23-33-8	49	WHEEL	19-30-4
14	COVER	23-33-15	32	LEVER	4-08-1	50	SEAT BACK	23-108-12
15	MOULDING	23-22-145	33	PEDAL	8-52-457	51	GLASS	23-64-314
16	BAR	23-66-29	34	PEDAL	5-27-1	52	WEATHERSTRIP	23-63-112
17	GLASS	23-66-135	35	PEDAL	14-01-1			
18	BLADE PACKAGE	23-67-2	36	MAT	23-20-8			

19x5600A



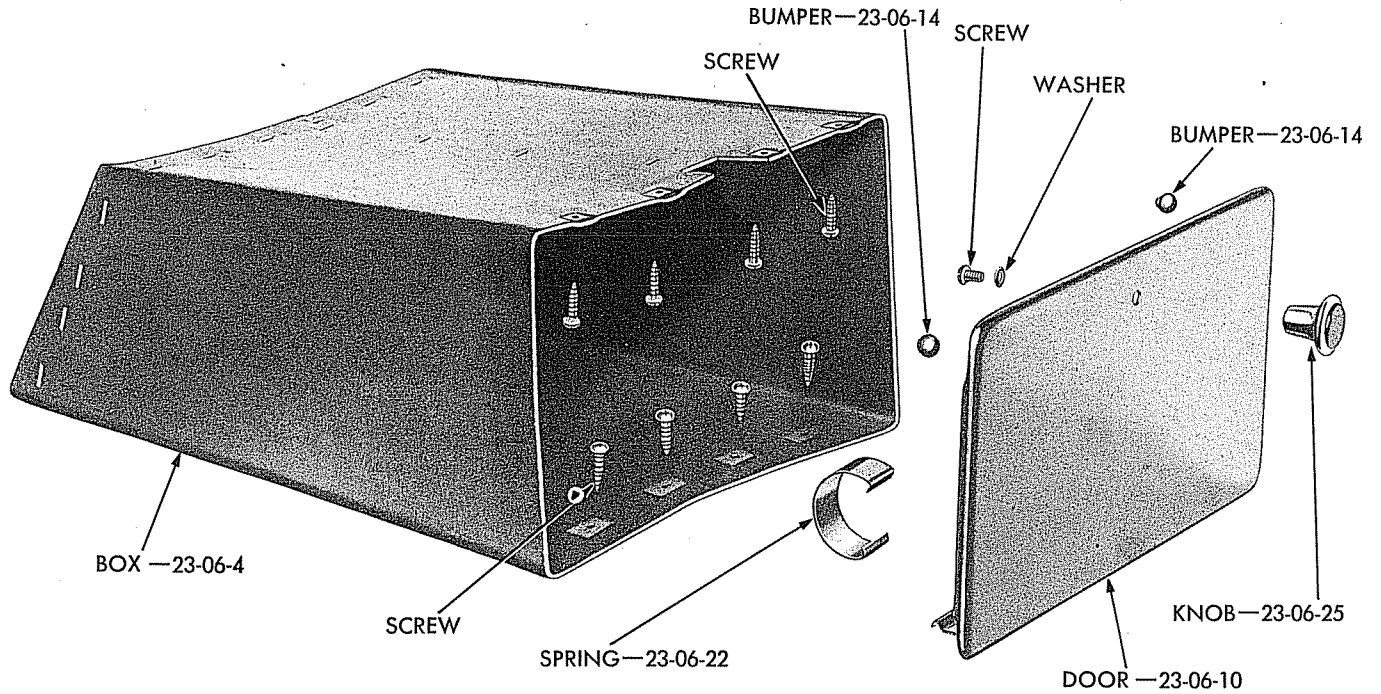
PARTS INDICATED BY NAME  
ONLY ARE STANDARD PARTS  
— ORDER BY DESCRIPTION.

19x6074

DOOR WINDOW REGULATOR AND RUNS (EXPLODED VIEW)

Plate 23-18



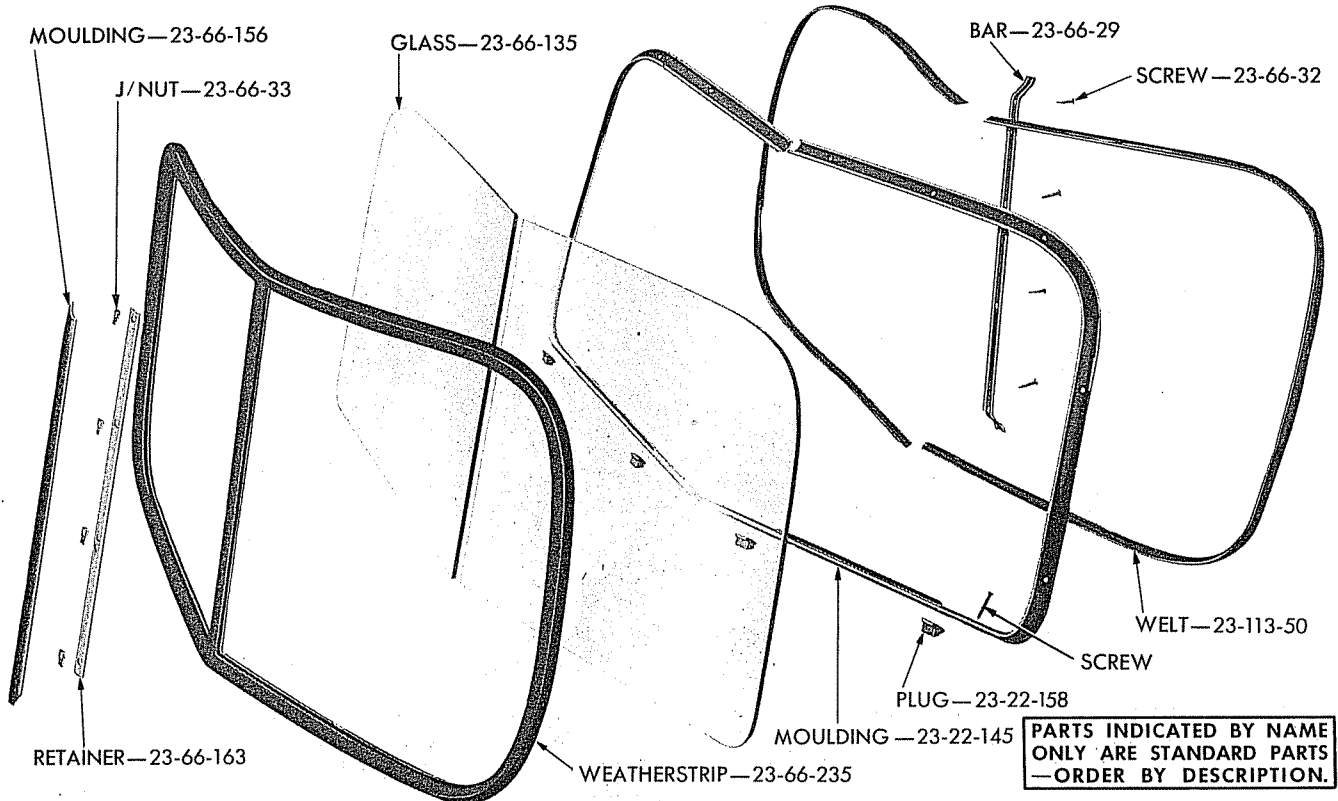


PARTS INDICATED BY NAME  
ONLY ARE STANDARD PARTS  
—ORDER BY DESCRIPTION.

19x6072

Plate 23-19

GLOVE BOX (EXPLODED VIEW)

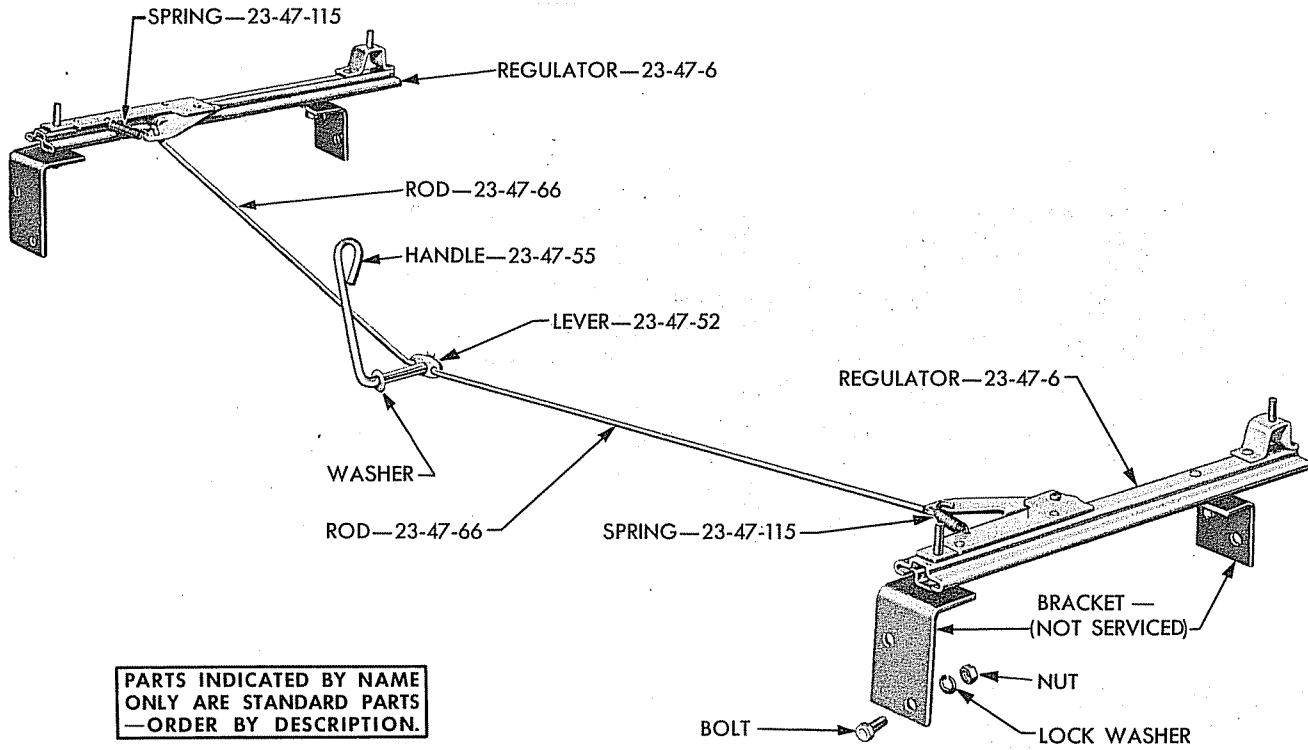


PARTS INDICATED BY NAME  
ONLY ARE STANDARD PARTS  
—ORDER BY DESCRIPTION.

19x4031D

Plate 23-20

WINDSHIELD (EXPLODED VIEW)

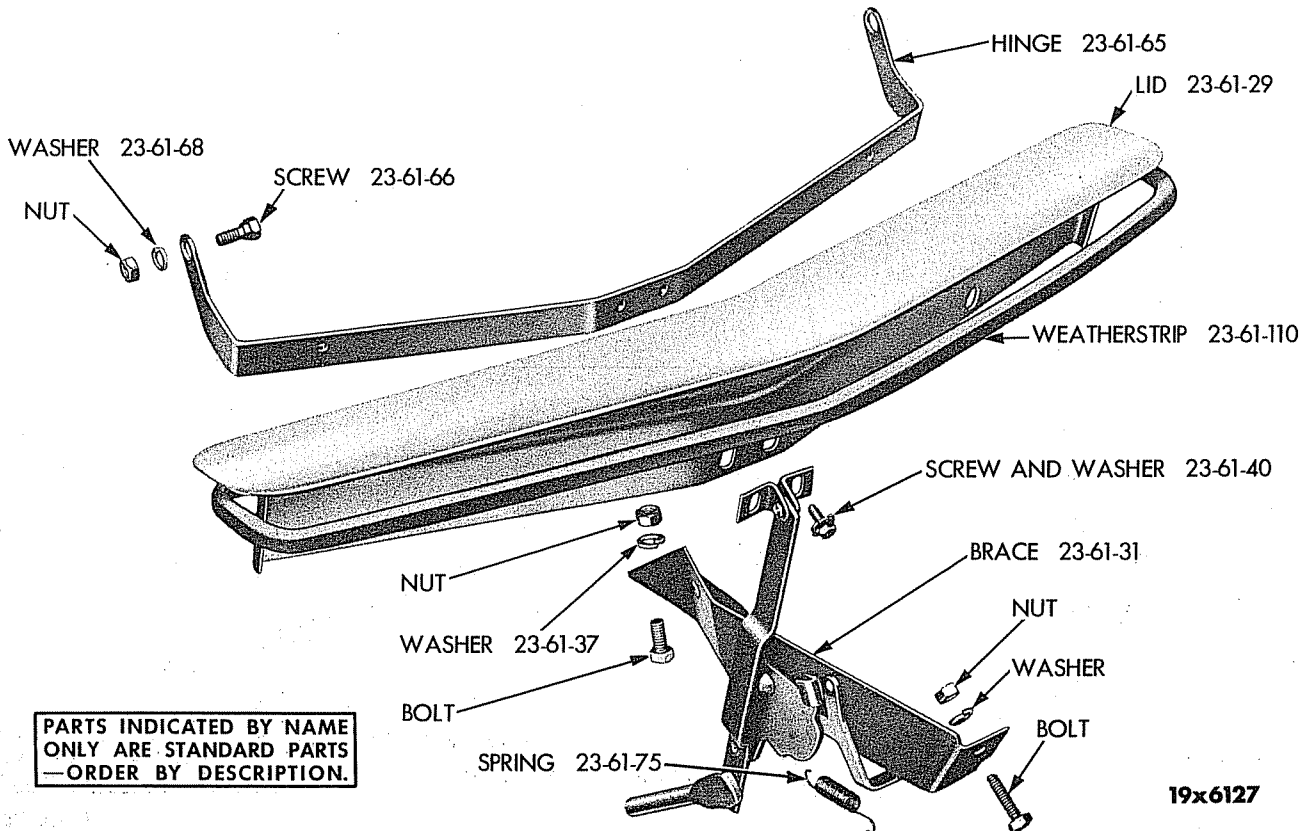


PARTS INDICATED BY NAME ONLY ARE STANDARD PARTS —ORDER BY DESCRIPTION.

19x5518A

Plate 23-21

SEAT GUIDE

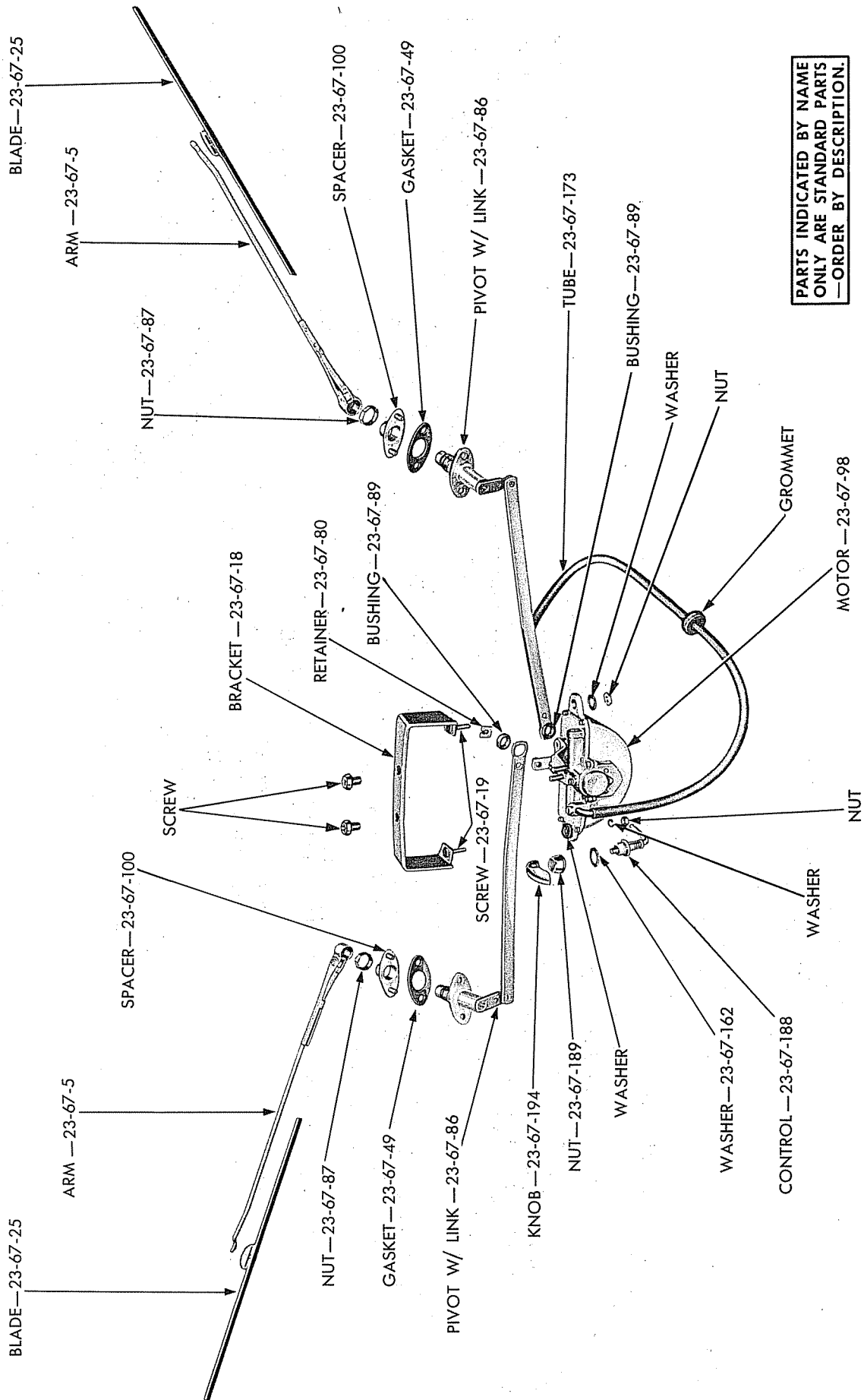


PARTS INDICATED BY NAME ONLY ARE STANDARD PARTS —ORDER BY DESCRIPTION.

19x6127

Plate 23-22

COWL VENTILATOR (EXPLODED VIEW)



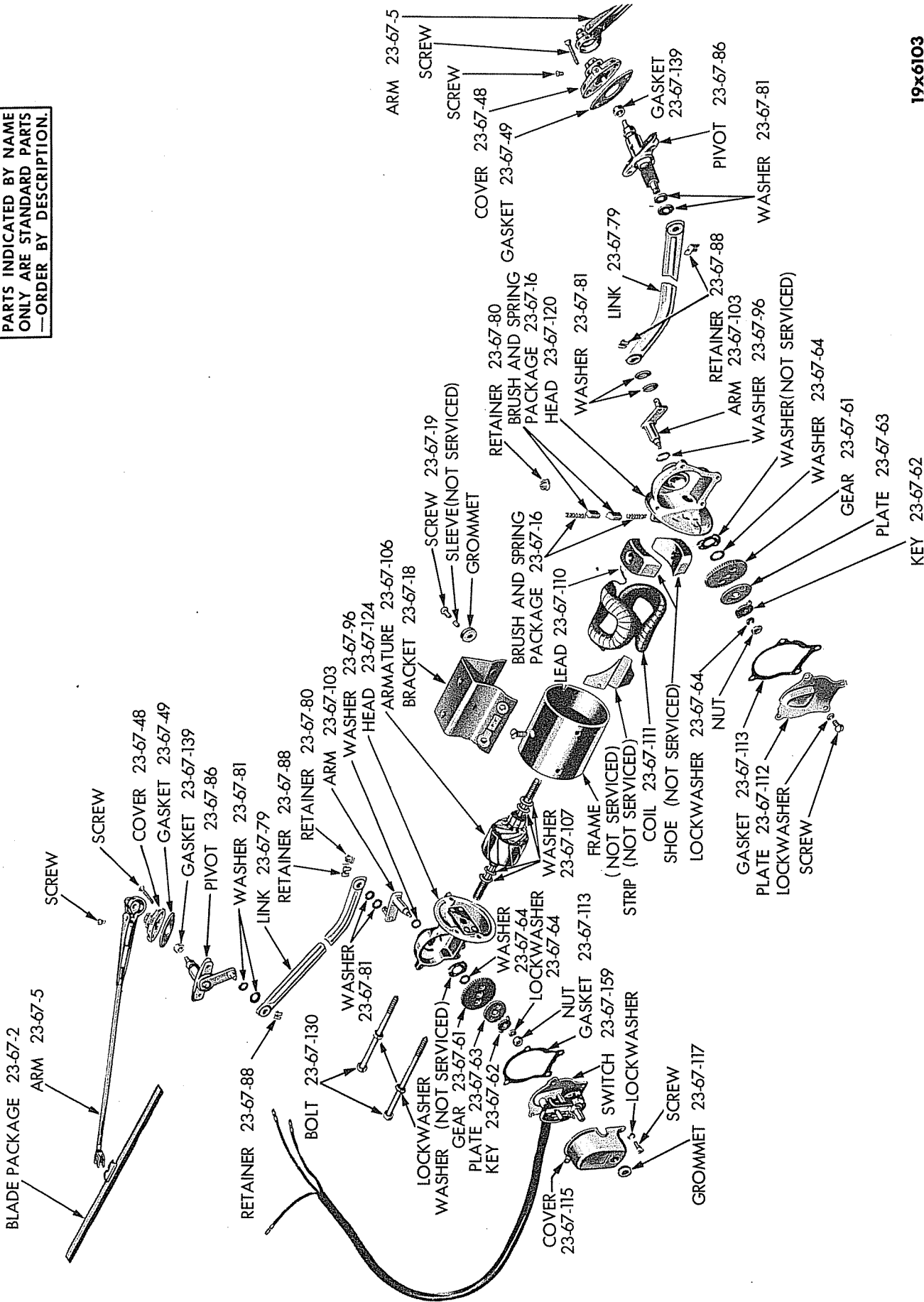
PARTS INDICATED BY NAME  
 ONLY ARE STANDARD PARTS  
 —ORDER BY DESCRIPTION.

19x6102

WINDSHIELD WIPER (VACUUM) (EXPLODED VIEW)

Plate 23-23

PARTS INDICATED BY NAME  
ONLY ARE STANDARD PARTS  
—ORDER BY DESCRIPTION.



19x6103

WINDSHIELD WIPER (ELECTRIC) (EXPLODED VIEW)

Plate 23-24

## BODY

### FLAT FACE COWL - WINDSHIELD COWL - CAB - PANEL

**IMPORTANT** - A symbol letter column appears before the series number in the body group, except for Express, Stake and Platform bodies.

The symbol letters indicate: -F for Flat Face Cowl, W for Windshield Cowl, C for Cab, P for Panel.

Flat Face Cowl bodies are available for models: B, C, D, F, G, H, HH, J, K, R, T, V, Y, FM, GM, HM, JM, KM.

Windshield Cowl bodies are available for models: B, C, D, F, G, H, HH, J, K, R, T, V, Y, FM, GM, HM, JM, KM.

Cab bodies are available for models: B, C, D, F, G, H, HH, J, K, R, T, V, Y, FM, GM.

Panel bodies are available for model: B only.

Note 1: Indicates parts used UP TO the following body numbers:

B-1-R, B-1-T, B-1-V Windshield Cowl - 11206 also 11332 thru 11525.  
 B-1-FM, B-1-HM, B-1-HHM, B-1-JM Windshield Cowl - all.  
 B-1-B, B-1-C, B-1-D, B-1-F, B-1-H, B-1-HH, B-1-J Cabs - 180955 also 183674 thru 185542.  
 B-1-R, B-1-T, B-1-V Cabs - 5644 also 5746 thru 5769.  
 B-1-FM, B-1-HM, B-1-HHM, B-1-JM Cabs - 4289 also 4325 to 4357.  
 B-1-B Panel - 19599 also 19893 to 19998.

Note 2: Indicates parts used AFTER the following body numbers:

B-1-R, B-1-T, B-1-V Windshield Cowl - 11206 except 11332 thru 11525.  
 B-1-FM, B-1-HM, B-1-HHM, B-1-JM Windshield Cowl - all.  
 B-1-B, B-1-C, B-1-D, B-1-F, B-1-H, B-1-HH, B-1-J Cabs - 180955 except 183674 thru 185542.  
 B-1-R, B-1-T, B-1-V Cabs - 5644 except 5746 thru 5769.  
 B-1-FM, B-1-HM, B-1-HHM, B-1-JM Cabs - 4289 except 4325 to 4357.  
 B-1-B Panel - 19599 except 19893 to 19998.

Note 3: Indicates parts used UP TO the following body numbers:

B-1-B, B-1-C, B-1-D, B-1-F, B-1-H, B-1-HH, B-1-J - 152688 also 153171 thru 154058.  
 B-1-R, B-1-T, B-1-V - 4854 also 4961 thru 4999.  
 B-1-FM, B-1-HM, B-1-HHM, B-1-JM - 3911 also 3917 thru 3930.

Note 4: Indicates parts used AFTER the following body numbers:

B-1-B, B-1-C, B-1-D, B-1-F, B-1-H, B-1-HH, B-1-J - 152688 except 153171 thru 154058.  
 B-1-R, B-1-T, B-1-V - 4854 except 4961 thru 4999.  
 B-1-FM, B-1-HM, B-1-HHM, B-1-JM - 3911 except 3917 thru 3930.

Note 5: Indicates parts used as follows on B-1 Series:

B-1-B up to serial No. 82098618 except 82096301 thru 82096378 Det. Built and up to 9236182 S. L. Built.  
 B-1-C up to serial No. 83325014 Det. Built and up to 85504498 S. L. Built.  
 B-1-D up to serial No. 81270354 except 81269984 thru 81270067 Det. Built and up to 86007108 S. L. Built.  
 B-1-F, B-1-H up to serial No. 80359227 except 80358821 thru 80358904 and 80359101 thru 80359184 Det. Built and up to 86508644 S. L. Built.  
 B-1-FM, B-1-HM up to serial No. 83509777 except 83509723 thru 83509730 Det. Built and up to 9267311 S. L. Built.  
 B-1-J up to serial No. 82556556 except 82556321 thru 82556400 Det. Built and up to 85601814 S. L. Built.  
 B-1-JM up to serial No. 8739528 except 8739509 thru 8739512 Det. Built and up to 88500692 S. L. Built.  
 B-1-R up to serial No. 81856833.  
 B-1-T, B-1-V up to serial No. 81790992 except 81790967 thru 81790982 Det. Built and up to 85000622 S. L. Built.

★Indicates use as required.

Prices and specifications subject to change without notice.

☐Indicates parts not listed in any previous parts books.

Series No. (1 indicates B-1 Series) (2 indicates B-2 Series) (3 indicates B-3 Series) (4 indicates B-4 Series)

Where no Series No. is shown part is for B-1, B-2, B-3 and B-4 Series.

Note 6: Indicates parts used as follows on B-1 Series:

B-1-B after serial No. 82096618 also 82096301 thru 82096378 Det. Built and after 9236182 S.L. Built.  
 B-1-C after serial No. 83325014 Det. Built and after 85504498 S.L. Built.  
 B-1-D after serial No. 81270354 also 81269984 thru 81270067 Det. Built and after 86007108 S.L. Built.  
 B-1-F, B-1-H after serial No. 80359227 also 80358821 thru 80358904 and 80359101 thru 80359184 Det. Built  
 and after 86508644 S.L. Built.  
 B-1-FM, B-1-HM after serial No. 83509777 also 83509723 thru 83509730 Det. Built and after 9267311 S.L. Built.  
 B-1-J after serial No. 82556556 also 82556321 thru 82556400 Det. Built and after 85601814 S.L. Built.  
 B-1-JM after serial No. 8739528 also 8739509 thru 8739512 Det. Built and after 88500692 S.L. Built.  
 B-1-R after serial No. 81856833.  
 B-1-T, B-1-V after serial No. 81790992 also 81790967 thru 81790982 Det. Built and after 85000622 S.L. Built.

Note 7: Indicates parts used UP TO the following serial numbers on B-2 Series:

Note 8: Indicates parts used AFTER the following serial numbers on B-2 Series:

	Detroit Built	San Leandro Built
B-2-B	81249447	85300787
B-2-C	83342742	85506211
B-2-D	81282934	86008574
B-2-G	80068927	86600029
B-2-H, B-2-HH	82566156	85602012
B-2-GM	83701043	9267501
B-2-HM, B-2-HHM	8741019	88501001
B-2-J, B-2-K	82802355	88600009
B-2-JM, B-2-KM	82950094	88680005
B-2-R	81858086	-----
B-2-T, B-2-V	81793121	-----

Note 9: Indicates parts used UP TO the following serial numbers on B-2 Series:

Note 10: Indicates parts used AFTER the following serial numbers on B-2 Series:

	Detroit Built
B-2-B	82163952
B-2-C	83346878
B-2-D	81285203
B-2-F	80383384
B-2-G	80070498
B-2-H, B-2-HH	82567820
B-2-J, B-2-K	82803597
B-2-GM	83701132
B-2-HM, B-2-HHM	8741089
B-2-JM, B-2-KM	82950197
B-2-R	81858250
B-2-T, B-2-V	81793385
B-2-Y	8301504

Note 11: Indicates parts used UP TO the following serial numbers on B-3 Series:

Note 12: Indicates parts used AFTER the following serial numbers on B-3 Series:

	Detroit Built	San Leandro Built
B-3-B	62265779	85315698
B-3-C	83375000	85512565
B-3-D	81450000	86011440
B-3-F	80399932	86514714
B-3-G	80091149	86601598
B-3-H, B-3-HH	82595851	85603352
B-3-J, B-3-K	81861655	88601417
B-3-GM	83702270	85880118
B-3-HM, B-3-HHM	8742575	88501219
B-3-JM, B-3-KM	82952444	88680213
B-3-R	81861655	-----
B-3-T, B-3-V	81794480	-----
B-3-Y	8303281	-----

★Indicates use as required.

Prices and specifications subject to change without notice.

☐Indicates parts not listed in any previous parts books.

Series No. (1 indicates B-1 Series) (2 indicates B-2 Series) (3 indicates B-3 Series) (4 indicates B-4 Series)

Where no Series No. is shown part is for B-1, B-2, B-3 and B-4 Series.

December 31, 1952

CODE	PART NAME AND DESCRIPTION	SYMBOL LETTERS	SERIES NO.	MODEL CODES																PART NO.
				B	C	D	F	G	H & HH	FM	GM	HM & HHM	J	JM	K	KM	R	T	V	
ASH RECEIVER																				
23-02-3	KNOB . . . . .	All	-	1	1	1	1	1	1	1	1	1	1	1	1	1	1	1	1195 688	
23-02-18	RECEIVER . . . . .	All	-	1	1	1	1	1	1	1	1	1	1	1	1	1	1	1	951 770	
23-02-19	HOUSING . . . . .	All	-	1	1	1	1	1	1	1	1	1	1	1	1	1	1	1	1194 626	
23-02-25	SPACER, Housing . . . . .	All	-	1	1	1	1	1	1	1	1	1	1	1	1	1	1	1	1194 612	
23-02-50	PLATE, Face . . . . .	All	-	1	1	1	1	1	1	1	1	1	1	1	1	1	1	1	1194 627	
BATTERY COVER																				
23-03-2	COVER, Battery . . . . .	C	-	1	1	1	1	1	1	-	-	-	1	-	1	-	1	1	1097 855	
TOE AND FLOOR BOARDS																				
23-04-4	SCREW, Toe Board (5/16"-10 x 5/8") . . . . .	All	1,2	★	★	★	★	★	★	★	★	★	★	★	★	★	★	★	1096 643	
	Floor Board w/WASHER (5/16"-24 x 1 1/4") . . . . .	P	2	12	-	-	-	-	-	-	-	-	-	-	-	-	-	-	1277 385	
	Toe Board (5/16" - 24 x 3/4") . . . . .	All	2,3,4	★	★	★	★	★	★	★	★	★	★	★	★	★	★	★	1093 704	
23-04-11	J/NUT, Floor Board Screw (up to body No. 6119) . . . . .	P	1,2	40	-	-	-	-	-	-	-	-	-	-	-	-	-	-	1097 391	
	(after body No. 6119) . . . . .	P	2	40	-	-	-	-	-	-	-	-	-	-	-	-	-	-	1277 359	
	Toe Board Screw . . . . .	All	1,2	★	★	★	★	★	★	★	★	★	★	★	★	★	★	★	1096 644	
	Toe Board Screw . . . . .	All	2,3,4	★	★	★	★	★	★	★	★	★	★	★	★	★	★	★	1277 359	
23-04-24	J/NUT, Floor Board Side Finish Strip Screw . . . . .	P	-	★	-	-	-	-	-	-	-	-	-	-	-	-	-	-	1097 391	
23-04-25	BOARD, Toe, Lower . . . . .	All	1	1	1	1	1	1	-	-	-	1	-	-	-	-	-	-	1197 274	
	Lower (see note 9) . . . . .	All	2	1	1	1	1	1	-	-	-	1	-	1	-	-	-	-	1197 274	
	Lower (see note 10) . . . . .	All	2	1	1	1	1	1	-	-	-	1	-	1	-	1	1	-	1276 605	
	Lower . . . . .	All	3,4	1	1	1	1	1	-	-	-	1	-	1	-	1	1	-	1276 605	
	Lower . . . . .	F, W, C	1	-	-	-	-	-	-	-	-	-	-	-	1	1	1	-	1197 082	
	Lower (see note 9) . . . . .	F, W, C	2	-	-	-	-	-	-	-	-	-	-	-	1	1	1	-	1197 082	
	Lower . . . . .	All	1,2	1	1	1	1	1	-	-	-	1	-	1	-	-	-	-	1197 083	
	Toe, Upper . . . . .	All	3,4	1	1	1	1	1	-	-	-	1	-	1	-	-	-	-	1279 306	
	Upper . . . . .	F, W, C	1,2	-	-	-	-	-	-	-	-	-	-	-	1	1	1	-	1197 085	
	Upper . . . . .	F, W, C	3,4	-	-	-	-	-	-	-	-	-	-	-	1	1	1	-	1276 397	
	Lower, Right . . . . .	F, W, C	-	-	-	-	-	-	1	1	1	-	1	-	1	-	-	-	1197 632	
	Lower, Left . . . . .	F, W, C	-	-	-	-	-	-	1	1	1	-	1	-	1	-	-	-	1197 631	
	Upper . . . . .	F, W, C	-	-	-	-	-	-	1	1	1	-	1	-	1	-	-	-	1197 635	
	Lower, Right . . . . .	F, W, C	2,3,4	-	-	-	-	-	-	-	-	-	-	-	-	-	-	1	1276 400	
	Lower, Left . . . . .	F, W, C	2,3,4	-	-	-	-	-	-	-	-	-	-	-	-	-	-	1	1276 401	
	Upper . . . . .	F, W, C	2,3,4	-	-	-	-	-	-	-	-	-	-	-	-	-	-	1	1276 397	
	Lower (for treadle type air brake control) . . . . .	F, W, C	1	-	-	-	-	-	-	-	-	-	-	-	1	1	1	-	1199 403	
	Lower (for treadle type air brake control) . . . . .	F, W, C	2	-	-	-	-	-	-	-	-	-	-	-	1	1	1	-	1199 403	
	Lower (for treadle type air brake control) (see note 10) . . . . .	F, W, C	2	-	-	-	-	-	-	-	-	-	-	-	1	1	1	-	1276 612	
	Lower (for treadle type air brake control) . . . . .	F, W, C	3,4	-	-	-	-	-	-	-	-	-	-	-	1	1	1	-	1276 612	
	Upper (for treadle type air brake control) . . . . .	F, W, C	1,2	-	-	-	-	-	-	-	-	-	-	-	1	1	1	-	1275 151	

SYMBOL LETTERS Indicate: F - Flat Face Cowl W - Windshield Cowl C - Cab P - Panel

★ Indicates use as required. Prices and specifications subject to change without notice.

☐ Indicates parts not listed in any previous parts books.

Series No. (1 indicates B-1 Series) (2 indicates B-2 Series) (3 indicates B-3 Series) (4 indicates B-4 Series)

Where no Series No. is shown part is for B-1, B-2, B-3 and B-4 Series.

CODE	PART NAME AND DESCRIPTION	SYMBOL LETTERS	SERIES NO.	MODEL CODES													PART NO.					
				B	C	D	F	G	H & HH	FM	GM	HM & HHM	J	JM	K	KM		R	T	V	Y	
TOE AND FLOOR BOARDS - Cont'd																						
23-04-25	BOARD, Toe Upper (for treadle type air brake control) (B-3-R after serial No. 81861712, B-3-T, B-3-V after serial No. 81796511, B-3-Y after serial No. 8303304) . .	F, W, C	3, 4	-	-	-	-	-	-	-	-	-	-	-	-	-	1	1	1	1	E1395 795	
	Lower, Left (for treadle type air brake control).	F, W, C	3, 4	-	-	-	-	-	-	-	-	-	-	-	-	-	-	-	-	1	1280 049	
23-04-31	WASHER, Toe Board to Riser Bolt Lock . . . . .	All	-	*	*	*	*	*	*	*	*	*	*	*	*	*	*	*	*	*	*	1097 771
23-04-32	RETAINER, Toe Board to Riser Bolt . . . . .	All	-	*	*	*	*	*	*	*	*	*	*	*	*	*	*	*	*	*	*	1275 028
23-04-42	PANEL, Engine Housing .	F, W, C	-	-	-	-	-	-	1	1	1	-	1	-	1	-	-	-	-	-	1197 622	
23-04-44	J/NUT, Engine Housing Panel Screw . . . . .	F, W, C F, W, C	1, 2 3, 4	-	-	-	-	-	*	*	*	-	*	-	*	-	-	-	-	-	1097 391 1277 359	
23-04-47	COVER, Underbody Engine Service, Right . .	C	-	-	-	-	-	-	1	1	1	-	1	-	1	-	-	-	-	-	1197 898	
	Left . . . . .	C	-	-	-	-	-	-	1	1	1	-	1	-	1	-	-	-	-	-	1197 687	
23-04-93	COVER, Underbody Air Cleaner . . . . .	C	-	-	-	-	-	-	1	1	1	-	1	-	1	-	-	-	-	-	1097 852	
23-04-99	COVER, Underbody Tool Box . . . . .	P	-	1	-	-	-	-	-	-	-	-	-	-	-	-	-	-	-	-	1097 852	
23-04-103	COVER, Front Floor Trans. . . . .	C, P	1	1	1	1	-	-	-	-	-	-	-	-	-	-	-	-	-	-	1097 386	
	(4 Speed Trans.) . . . . .	C, P	1	1	1	1	-	-	-	-	-	-	-	-	-	-	-	-	-	-	1197 417	
	(see note 9) . . . . .	C, P	2	1	1	1	-	-	-	-	-	-	-	-	-	-	-	-	-	-	1275 728	
	(see note 10) . . . . .	C, P	2	1	1	1	-	-	-	-	-	-	-	-	-	-	-	-	-	-	1276 582	
	(4 Speed Trans.) (see note 9) . . . . .	C, P	3, 4	1	1	1	-	-	-	-	-	-	-	-	-	-	-	-	-	-	1276 582	
	(4 Speed Trans.) (see note 10) . . . . .	C, P	2	1	1	1	-	-	-	-	-	-	-	-	-	-	-	-	-	-	1275 918	
	(4 Speed Trans.) . . . . .	C, P	2	1	1	1	-	-	-	-	-	-	-	-	-	-	-	-	-	-	1276 593	
	(see note 9) . . . . .	C	1	-	-	-	1	1	1	-	-	-	1	-	-	-	1	1	1	-	1197 417	
	(see note 10) . . . . .	C	2	-	-	-	1	1	1	-	-	-	1	-	1	-	1	1	1	-	1276 586	
	(4 Speed Trans. with Fluid Drive) . . . . .	C	3, 4	-	-	-	1	1	1	-	-	-	1	-	1	-	1	1	1	-	1276 586	
	(for treadle type air brake control) . . . . .	C	2, 3, 4	-	-	-	-	-	-	-	-	-	-	-	-	-	-	-	-	1	1276 052	
	(4 Speed Trans. with Fluid Drive) . . . . .	C, P	2, 3, 4	1	1	1	-	-	-	-	-	-	-	-	-	-	-	-	-	-	1276 597	
23-04-113	SCREW, Trans. Cover (5/16"-10 x 3/4") . . . . .	C	1, 2	7	7	7	7	7	7	-	-	-	7	-	7	-	7	7	7	7	1096 643	
	(5/16"-24 x 3/4") . . . . .	F, W, C	2, 3, 4	7	7	7	7	7	7	-	-	-	7	-	7	-	7	7	7	7	1093 704	
23-04-114	NUT, Front Floor Trans. Cover Screw . . . . .	C, P	2, 3, 4	7	7	7	7	7	7	-	-	-	7	-	7	-	7	7	7	6	1277 359	
23-04-190	PLATE, Toe Board Steering Column Seal . .	All	1, 2	1	1	1	1	1	1	-	-	-	1	-	1	-	1	1	1	-	1097 348	
		All	3, 4	1	1	1	-	-	-	-	-	-	-	-	-	-	-	-	-	-	1279 318	

SYMBOL LETTERS Indicate: F - Flat Face Cowl W - Windshield Cowl C - Cab P - Panel

★Indicates use as required. Prices and specifications subject to change without notice.  
 □Indicates parts not listed in any previous parts books.  
 Series No. (1 indicates B-1 Series) (2 indicates B-2 Series) (3 indicates B-3 Series) (4 indicates B-4 Series)  
 Where no Series No. is shown part is for B-1, B-2, B-3 and B-4 Series.  
 December 31, 1952 Page 23-20 Printed in U.S.A.



CODE	PART NAME AND DESCRIPTION	SYMBOL LETTERS	SERIES NO.	MODEL CODES																PART NO.	
				B	C	D	E	G	H & HH	FM	GM	HM & HHM	J	JM	K	KM	R	T	V		Y
TOE AND FLOOR BOARDS - Cont'd																					
23-04-190	PLATE, Toe Board																				
	Steering Column Seal . . .	F, W, C	3, 4	-	-	-	1	1	1	-	-	-	1	-	1	-	-	-	-	1279 322	
		F, W, C	1, 2	-	-	-	-	-	-	1	1	1	-	1	-	1	-	-	-	1197 465	
		F, W, C	3, 4	-	-	-	-	-	-	-	1	1	-	1	-	1	-	-	-	1279 330	
	(B-3-R, B-4-R except 229" W.B.) . . . . .	F, W, C	3, 4	-	-	-	-	-	-	-	-	-	-	-	-	-	2	-	-	2	1279 326
	(B-3-R, B-4-R 229" W.B. only) . . . . .	F, W, C	3, 4	-	-	-	-	-	-	-	-	-	-	-	-	-	2	2	2	-	1279 328
	(for treadle type air brake control) . . . . .	F, W, C	1, 2	-	-	-	-	-	-	-	-	-	-	-	-	-	1	1	1	-	1199 719
	(for treadle type air brake control) (B-3-R, B-4-R except 229" W.B.) . . . . .	F, W, C	3, 4	-	-	-	-	-	-	-	-	-	-	-	-	-	1	-	-	-	1279 556
	(for treadle type air brake control) (B-3-R, B-4-R 229" W.B. only)	F, W, C	3, 4	-	-	-	-	-	-	-	-	-	-	-	-	-	1	1	1	-	1199 719
23-04-205	STRIP, Floor Board Skid (after body No. 6119) . .	P	2	2	-	-	-	-	-	-	-	-	-	-	-	-	-	-	-	-	1277 357
		P	3, 4	2	-	-	-	-	-	-	-	-	-	-	-	-	-	-	-	-	1277 357
23-04-206	WASHER, Floor Board Skid Strip Screw Lock . .	P	2, 3, 4	6	-	-	-	-	-	-	-	-	-	-	-	-	-	-	-	-	1097 771
23-04-222	STRIP, Floor Board Side Finish Wheelhouse, Front, Right . . . . .	P	-	1	-	-	-	-	-	-	-	-	-	-	-	-	-	-	-	-	1197 004
	Front, Left . . . . .	P	-	1	-	-	-	-	-	-	-	-	-	-	-	-	-	-	-	-	1197 005
	Floor Board Side Finish, Front, Right . . . . .	P	-	1	-	-	-	-	-	-	-	-	-	-	-	-	-	-	-	-	1197 028
	Front, Left . . . . .	P	-	1	-	-	-	-	-	-	-	-	-	-	-	-	-	-	-	-	1197 029
	Floor Board Side Finish Wheelhouse Center . . .	P	-	2	-	-	-	-	-	-	-	-	-	-	-	-	-	-	-	-	1197 012
	Floor Board Side Finish, Rear, Right . . . . .	P	-	1	-	-	-	-	-	-	-	-	-	-	-	-	-	-	-	-	1197 073
	Rear, Left . . . . .	P	-	1	-	-	-	-	-	-	-	-	-	-	-	-	-	-	-	-	1197 074
	Floor Board Side Finish Wheelhouse, Rear, Right . . . . .	P	-	1	-	-	-	-	-	-	-	-	-	-	-	-	-	-	-	-	1197 008
	Rear, Left . . . . .	P	-	1	-	-	-	-	-	-	-	-	-	-	-	-	-	-	-	-	1197 009
23-04-223	SCREW, Floor Board and Skid Strip, w/WASHER (5/16"-24 x 1 1/2") . . .	P	-	*	-	-	-	-	-	-	-	-	-	-	-	-	-	-	-	-	1277 386
23-04-224	NUT, Toe and Floor Board Screw . . . . .	C, P	-	*	*	*	*	*	*	*	*	*	*	*	*	*	*	*	*	*	1277 359
BODY HOLD-DOWN BOLT																					
23-05-1	BOLT (1/2"-20 x 2 1/1") . . . . .	F, W, P	-	*	2	2	2	2	2	2	2	2	2	2	2	2	2	2	2	2	1097 758
	(1/2"-20 x 4 1/8") . . . . .	C	2, 3, 4	-	-	-	-	-	-	-	-	-	-	-	-	-	-	-	-	8	966 554
	(5/8"-18 x 2 1/2") . . . . .	C	1, 2	1	1	1	1	1	1	1	1	1	1	1	1	1	1	1	1	1	1097 759
	(1/2"-20 x 2 3/4") . . . . .	C	1	3	3	3	3	3	3	3	3	3	3	3	3	3	3	3	3	3	1194 999
	(1/2"-20 x 4 3/4") . . . . .	C	1	2	2	2	2	2	2	2	2	2	2	2	2	2	2	2	2	2	1275 794
	(1/2"-20 x 3 3/4") . . . . .	C	1, 2	3	3	3	3	3	3	3	3	3	3	3	3	3	3	3	3	3	844 757
	(5/8"-18 x 2 3/4") . . . . .	C	2, 3, 4	1	1	1	1	1	1	-	1	1	1	1	1	1	1	1	1	1	1276 972

SYMBOL LETTERS Indicate: F - Flat Face Cowl W - Windshield Cowl C - Cab P - Panel

\*Indicates use as required. Prices and specifications subject to change without notice.  
 □Indicates parts not listed in any previous parts books.  
 Series No. (1 indicates B-1 Series) (2 indicates B-2 Series) (3 indicates B-3 Series) (4 indicates B-4 Series)  
 Where no Series No. is shown part is for B-1, B-2, B-3 and B-4 Series.  
 Page 23-21 Printed in U.S.A. December 31, 1952

CODE	PART NAME AND DESCRIPTION	SYMBOL LETTERS	SERIES NO.	MODEL CODES																PART NO.	
				B	C	D	F	G	H & HH	FM	GM	HM & HHM	J	JM	K	KM	R	T	V		Y
<b>BODY HOLD-DOWN BOLT - Cont'd</b>																					
23-05-1	BOLT (1/2"-20 x 4") . . . . .	C	2, 3, 4	3	3	3	3	3	3	-	3	3	3	3	3	3	3	3	3	3	1276 973
	(1/2"-20 x 5") . . . . .	C	3, 4	2	2	2	2	2	2	-	2	2	2	2	2	2	2	2	2	2	1279 417
22-05-2	WASHER, plain . . . . .	All	-	2	2	2	2	2	2	2	2	2	2	2	2	2	2	2	2	2	1197 077
		All	-	★	★	★	★	★	★	★	★	★	★	★	★	★	★	★	★	★	1199 331
23-05-4	PLATE, Bolt (up to serial No. 82284625) (3" O.D.) (after serial No. 82284625) (2 1/8" O.D.) . . . . .	P	1, 2, 3	6	-	-	-	-	-	-	-	-	-	-	-	-	-	-	-	-	797 273
		P	3, 4	6	-	-	-	-	-	-	-	-	-	-	-	-	-	-	-	-	1398 245
23-05-10	INSULATOR, Body to Frame (rubber, 2 3/8" O.D., 5/8" thk.) . . . . .	All	-	★	★	★	★	★	★	★	★	★	★	★	★	★	★	★	★	★	1195 396
	(rubber, 2 3/8" O.D., 1 3/8" thk.) . . . . .	All	-	3	3	3	3	3	3	3	3	3	3	3	3	3	3	3	3	3	1275 737
23-05-14	BUSHING, Body to Frame Insulator (11/16" O.D. 1 3/8" lgh.) . . . . .	C	-	1	1	1	1	1	1	1	1	1	1	1	1	1	1	1	1	1	1275 010
	(11/16" O.D. 2 1/4" lgh.) . . . . .	C	-	3	3	3	3	3	3	3	3	3	3	3	3	3	3	3	3	3	1275 738
<b>GLOVE BOX</b>																					
23-06-4	BOX (12 5/16" depth) . . . . . (7" depth) (use with Model 70 Heater).	All	-	1	1	1	1	1	1	1	1	1	1	1	1	1	1	1	1	1	1097 410
		All	-	1	1	1	1	1	1	1	1	1	1	1	1	1	1	1	1	1	1278 119
23-06-10	DOOR . . . . .	All	-	1	1	1	1	1	1	1	1	1	1	1	1	1	1	1	1	1	1097 505
23-06-14	BUMPER, Door . . . . .	All	1, 2	2	2	2	2	2	2	2	2	2	2	2	2	2	2	2	2	2	729 152
		All	3, 4	2	2	2	2	2	2	2	2	2	2	2	2	2	2	2	2	2	755 675
23-06-21	HINGE, Door (body half) . . . . .	All	-	1	1	1	1	1	1	1	1	1	1	1	1	1	1	1	1	1	1096 556
23-06-22	SPRING, Door . . . . .	All	-	1	1	1	1	1	1	1	1	1	1	1	1	1	1	1	1	1	1097 070
23-06-25	KNOB, Door . . . . .	All	-	1	1	1	1	1	1	1	1	1	1	1	1	1	1	1	1	1	1191 538
23-06-33	LOCK, Door (includes CYLINDER and KEYS) . . . . .	All	-	1	1	1	1	1	1	1	1	1	1	1	1	1	1	1	1	1	592 527
23-06-89	PIN, Door Hinge . . . . .	All	-	1	1	1	1	1	1	1	1	1	1	1	1	1	1	1	1	1	1097 502
<b>REINFORCEMENTS</b>																					
23-07-2	PACKAGE, Underbody Rear Reinforcement . . . . .	C	-	1	1	1	1	1	1	1	1	1	1	1	1	1	1	1	1	1	E1397 767
23-07-30	WASHER, Side Lower Panel Rear Corner Brace Lock . . . . .	C	-	-	-	-	-	-	2	2	2	-	2	-	2	-	-	-	-	-	1093 272
23-07-58	BRACE, Side Lock Pillar to Underbody Bracket . . . . .	C	-	2	2	2	2	2	2	-	-	-	2	-	2	-	2	2	2	2	1275 663
<b>BUMPER - DOVETAILS - STRIKERS</b>																					
23-08-12	WEDGE, Roof Rear Door Header Rear Door . . . . .	P	-	1	-	-	-	-	-	-	-	-	-	-	-	-	-	-	-	-	705 318
	Roof Rear Door Upper . . . . .	P	-	1	-	-	-	-	-	-	-	-	-	-	-	-	-	-	-	-	989 513
	Rear Door Lower . . . . .	P	-	1	-	-	-	-	-	-	-	-	-	-	-	-	-	-	-	-	951 137
	PLATE, Rear Door Floor Wedge . . . . .	P	-	1	-	-	-	-	-	-	-	-	-	-	-	-	-	-	-	-	711 245
23-08-40	BUMPER, Front Door Inside Panel Glass . . . . .	C, P	-	6	6	6	6	6	6	6	6	6	6	6	6	6	6	6	6	6	797 913

SYMBOL LETTERS Indicate: F - Flat Face Cowl W - Windshield Cowl C - Cab P - Panel

★ Indicates use as required. Prices and specifications subject to change without notice.  
 □ Indicates parts not listed in any previous parts books.  
 Series No. (1 indicates B-1 Series) (2 indicates B-2 Series) (3 indicates B-3 Series) (4 indicates B-4 Series).  
 Where no Series No. is shown part is for B-1, B-2, B-3 and B-4 Series. Printed in U.S.A.  
 April 20, 1953 Supersedes Dec. 31, 1952. Page 23-22 \* Indicates change or addition.

CODE	PART NAME AND DESCRIPTION	SYMBOL LETTERS	SERIES NO.	MODEL CODES														PART NO.		
				B	C	D	F	G	H & HH	FM	GM	HM & HHM	J	JM	K	KM	R		T	V
TOE AND FLOOR BOARDS - Cont'd																				
23-04-190	PLATE, Toe Board																			
	Steering Column Seal . . .	F, W, C	3, 4	-	-	-	1	1	1	-	-	-	1	-	1	-	-	-	1279 322	
		F, W, C	1, 2	-	-	-	-	-	-	1	1	1	-	1	-	1	-	-	1197 465	
		F, W, C	3, 4	-	-	-	-	-	-	-	1	1	-	1	-	1	-	-	1279 330	
	(B-3-R, B-4-R except 229" W.B.) . . . . .	F, W, C	3, 4	-	-	-	-	-	-	-	-	-	-	-	-	-	2	-	2	1279 326
	(B-3-R, B-4-R 229" W.B. only) . . . . .	F, W, C	3, 4	-	-	-	-	-	-	-	-	-	-	-	-	-	2	2	2	1279 328
	(for treadle type air brake control) . . . . .	F, W, C	1, 2	-	-	-	-	-	-	-	-	-	-	-	-	-	1	1	1	1199 719
	(for treadle type air brake control) (B-3-R, B-4-R except 229" W.B.) . . . . .	F, W, C	3, 4	-	-	-	-	-	-	-	-	-	-	-	-	-	1	-	-	1279 556
	(for treadle type air brake control) (B-3-R, B-4-R 229" W.B. only) . . . . .	F, W, C	3, 4	-	-	-	-	-	-	-	-	-	-	-	-	-	1	1	1	1199 719
23-04-205	STRIP, Floor Board Skid (after body No. 6119) . .	P	2	2	-	-	-	-	-	-	-	-	-	-	-	-	-	-	1277 357	
		P	3, 4	2	-	-	-	-	-	-	-	-	-	-	-	-	-	-	1277 357	
23-04-206	WASHER, Floor Board Skid Strip Screw Lock . .	P	2, 3, 4	6	-	-	-	-	-	-	-	-	-	-	-	-	-	-	1097 771	
23-04-222	STRIP, Floor Board Side Finish Wheelhouse, Front, Right . . . . .	P	-	1	-	-	-	-	-	-	-	-	-	-	-	-	-	-	1197 004	
	Front, Left . . . . .	P	-	1	-	-	-	-	-	-	-	-	-	-	-	-	-	-	1197 005	
	Floor Board Side Finish, Front, Right . . . . .	P	-	1	-	-	-	-	-	-	-	-	-	-	-	-	-	-	1197 028	
	Front, Left . . . . .	P	-	1	-	-	-	-	-	-	-	-	-	-	-	-	-	-	1197 029	
	Floor Board Side Finish Wheelhouse Center . . .	P	-	2	-	-	-	-	-	-	-	-	-	-	-	-	-	-	1197 012	
	Floor Board Side Finish, Rear, Right . . . . .	P	-	1	-	-	-	-	-	-	-	-	-	-	-	-	-	-	1197 073	
	Rear, Left . . . . .	P	-	1	-	-	-	-	-	-	-	-	-	-	-	-	-	-	1197 074	
	Floor Board Side Finish Wheelhouse, Rear, Right . . . . .	P	-	1	-	-	-	-	-	-	-	-	-	-	-	-	-	-	1197 008	
	Rear, Left . . . . .	P	-	1	-	-	-	-	-	-	-	-	-	-	-	-	-	-	1197 009	
23-04-223	SCREW, Floor Board and Skid Strip, w/WASHER (5/16"-24 x 1 1/2") . . .	P	-	★	-	-	-	-	-	-	-	-	-	-	-	-	-	-	1277 386	
23-04-224	NUT, Toe and Floor Board Screw . . . . .	C, P	-	★	★	★	★	★	★	★	★	★	★	★	★	★	★	★	1277 359	
BODY HOLD-DOWN BOLT																				
23-05-1	BOLT (1/2"-20 x 2 1/1") . . . . .	F, W, P	-	★	2	2	2	2	2	2	2	2	2	2	2	2	2	2	1097 758	
	(1/2"-20 x 4 1/8") . . . . .	C	2, 3, 4	-	-	-	-	-	-	-	-	-	-	-	-	-	-	-	966 554	
	(5/8"-18 x 2 1/2") . . . . .	C	1, 2	1	1	1	1	1	1	1	1	1	1	1	1	1	1	1	1097 759	
	(1/2"-20 x 2 3/4") . . . . .	C	1	3	3	3	3	3	3	3	3	3	3	3	3	3	3	3	1194 999	
	(1/2"-20 x 4 3/4") . . . . .	C	1	2	2	2	2	2	2	2	2	2	2	2	2	2	2	2	1275 794	
	(1/2"-20 x 3 3/4") . . . . .	C	1, 2	3	3	3	3	3	3	3	3	3	3	3	3	3	3	3	844 757	
	(5/8"-18 x 2 3/4") . . . . .	C	2, 3, 4	1	1	1	1	1	1	-	1	1	1	1	1	1	1	1	1276 972	

SYMBOL LETTERS Indicate: F - Flat Face Cowl W - Windshield Cowl C - Cab P - Panel

★ Indicates use as required. Prices and specifications subject to change without notice.  
 ☐ Indicates parts not listed in any previous parts books.  
 Series No. (1 indicates B-1 Series) (2 indicates B-2 Series) (3 indicates B-3 Series) (4 indicates B-4 Series)  
 Where no Series No. is shown part is for B-1, B-2, B-3 and B-4 Series.  
 Page 23-21 Printed in U.S.A. December 31, 1952

CODE	PART NAME AND DESCRIPTION	SYMBOL LETTERS	SERIES NO.	MODEL CODES														PART NO.	
				B	C	D	F	G	H & HH	FM	GM	HM & HHM	J	JM	K	KM	R		T
BODY HOLD-DOWN BOLT - Cont'd																			
23-05-1	BOLT (1/2"-20 x 4") . . .	C	2, 3, 4	3	3	3	3	3	3	-	3	3	3	3	3	3	3	3	1276 973
	(1/2"-20 x 5") . . .	C	3, 4	2	2	2	2	2	2	-	2	2	2	2	2	2	2	2	1279 417
22-05-2	WASHER, plain . . . . .	All	-	2	2	2	2	2	2	2	2	2	2	2	2	2	2	2	1197 077
		All	-	★	★	★	★	★	★	★	★	★	★	★	★	★	★	★	1199 331
23-05-4	PLATE, Bolt (up to serial No. 82284625) (3" O.D.) (after serial No. 82284625) (2 1/8" O.D.) . . . . .	P	1, 2, 3	6	-	-	-	-	-	-	-	-	-	-	-	-	-	-	797 273
23-05-10	INSULATOR, Body to Frame (rubber, 2 3/8" O.D., 5/8" thk.) . . . . .	All	3, 4	6	-	-	-	-	-	-	-	-	-	-	-	-	-	-	81398 245
	(rubber, 2 3/8" O.D., 1 3/8" thk.) . . . . .	All	-	★	★	★	★	★	★	★	★	★	★	★	★	★	★	★	1195 396
23-05-14	BUSHING, Body to Frame Insulator (11/16" O.D. 1 3/8" lgh.) . . . . .	All	-	3	3	3	3	3	3	3	3	3	3	3	3	3	3	3	1275 737
	(11/16" O.D. 2 1/4" lgh.) . . . . .	C	-	1	1	1	1	1	1	1	1	1	1	1	1	1	1	1	1275 010
		C	-	3	3	3	3	3	3	3	3	3	3	3	3	3	3	3	1275 738
GLOVE BOX																			
23-06-4	BOX (12 5/16" depth) . . .	All	-	1	1	1	1	1	1	1	1	1	1	1	1	1	1	1	1097 410
	(7" depth) (use with Model 70 Heater).	All	-	1	1	1	1	1	1	1	1	1	1	1	1	1	1	1	1278 119
23-06-10	DOOR. . . . .	All	-	1	1	1	1	1	1	1	1	1	1	1	1	1	1	1	1097 505
23-06-14	BUMPER, Door . . . . .	All	1, 2	2	2	2	2	2	2	2	2	2	2	2	2	2	2	2	729 152
		All	3, 4	2	2	2	2	2	2	2	2	2	2	2	2	2	2	2	755 675
23-06-21	HINGE, Door (body half) .	All	-	1	1	1	1	1	1	1	1	1	1	1	1	1	1	1	1096 556
23-06-22	SPRING, Door . . . . .	All	-	1	1	1	1	1	1	1	1	1	1	1	1	1	1	1	1097 070
23-06-25	KNOB, Door . . . . .	All	-	1	1	1	1	1	1	1	1	1	1	1	1	1	1	1	1191 538
23-06-33	LOCK, Door (includes CYLINDER and KEYS) . .	All	-	1	1	1	1	1	1	1	1	1	1	1	1	1	1	1	592 527
23-06-89	PIN, Door Hinge . . . . .	All	-	1	1	1	1	1	1	1	1	1	1	1	1	1	1	1	1097 502
REINFORCEMENTS																			
23-07-30	WASHER, Side Lower Panel Rear Corner Brace Lock . . . . .	C	-	-	-	-	-	-	-	2	2	2	-	2	-	2	-	-	1093 272
23-07-58	BRACE, Side Lock Pillar to Underbody Bracket . .	C	-	2	2	2	2	2	2	-	-	-	2	-	2	-	2	2	1275 663
BUMPER - DOVETAILS - STRIKERS																			
23-08-12	WEDGE, Roof Rear Door Header Rear Door . . . . .	P	-	1	-	-	-	-	-	-	-	-	-	-	-	-	-	-	705 318
	Roof Rear Door Upper. .	P	-	1	-	-	-	-	-	-	-	-	-	-	-	-	-	-	989 513
	Rear Door Lower . . . . .	P	-	1	-	-	-	-	-	-	-	-	-	-	-	-	-	-	951 137
	PLATE, Rear Door Floor Wedge . . . . .	P	-	1	-	-	-	-	-	-	-	-	-	-	-	-	-	-	711 245
23-08-40	BUMPER, Front Door Inside Panel Glass . . . . .	C, P	-	6	6	6	6	6	6	6	6	6	6	6	6	6	6	6	797 913

SYMBOL LETTERS Indicate: F - Flat Face Cowl W - Windshield Cowl C - Cab P - Panel

★Indicates use as required. Prices and specifications subject to change without notice.  
 □Indicates parts not listed in any previous parts books.  
 Series No. (1 indicates B-1 Series) (2 indicates B-2 Series) (3 indicates B-3 Series) (4 indicates B-4 Series)  
 Where no Series No. is shown part is for B-1, B-2, B-3 and B-4 Series.  
 December 31, 1952 Page 23-22 Printed in U.S.A.

CODE	PART NAME AND DESCRIPTION	SYMBOL LETTERS	SERIES NO.	MODEL CODES																PART NO.
				B	C	D	F	G	H&HH	FM	GM	HM & HHM	J	JM	K	KM	R	T	V	
BUMPER - DOVETAILS - STRIKERS - Cont'd																				
23-08-55	DOVETAIL, Front Door																			
	Female . . . . .	C, P	-	2	2	2	2	2	2	2	2	2	2	2	2	2	2	2	2	1097 850
	Male . . . . .	C, P	-	2	2	2	2	2	2	2	2	2	2	2	2	2	2	2	2	1097 851
	Rear Door, Female . . .	P	-	1	-	-	-	-	-	-	-	-	-	-	-	-	-	-	-	1097 850
	Male . . . . .	P	-	1	-	-	-	-	-	-	-	-	-	-	-	-	-	-	-	1097 851
23-08-60	STRIKER, Side Lock																			
	Pillar Front Door Lock .	C, P	1	2	2	2	2	-	2	2	-	2	2	-	-	2	2	2	-	797 103
		C, P	2, 3, 4	2	2	2	2	2	2	2	2	2	2	2	2	2	2	2	2	1199 842
	Roof Rear Door Header Lock . . . . .	P	2	-	-	-	-	-	-	-	-	-	-	-	-	-	-	-	-	1097 281
	Floor Rear Door Lock .	P	-	1	-	-	-	-	-	-	-	-	-	-	-	-	-	-	-	1097 280
23-08-61	SCREW, Side Lock Pillar																			
	Front Door Lock Striker, w/WASHER (5/16" - 24 x 3/4") . . . . .	C, P	2, 3, 4	4	4	4	4	4	4	-	4	4	4	4	4	4	4	4	4	1199 843
23-08-65	PLATE, Front Door Side Lock Pillar Lock Tapping . . . . .	C, P	1	2	2	2	2	-	2	2	-	2	2	-	-	2	2	2	-	398 796
23-08-69	COVER, Roof Rear Door Header Wedge Plate . . .	P	-	1	-	-	-	-	-	-	-	-	-	-	-	-	-	-	-	715 352
23-08-70	SPACER, Rear Door Wedge . . . . .	P	-	★	-	-	-	-	-	-	-	-	-	-	-	-	-	-	-	705 320
FRONT DOOR GLASS CHANNELS																				
23-09-18	SCREW, Glass Run Front Channel, w/WASHER (use w/vent type window) (No. 12-24 x 9/16") . . .	C, P	2, 3, 4	4	4	4	4	4	4	4	4	4	4	4	4	4	4	4	4	1278 052
23-09-20	NUT, Front Door Glass Run Front Channel Screw . . . . .	C, P	3, 4	6	6	6	6	6	6	-	6	6	6	6	6	6	6	6	6	1275 373
23-09-50	CHANNEL, Glass Run Front, Left (use w/vent type window) . . . . .	C, P	-	1	1	1	1	1	1	1	1	1	1	1	1	1	1	1	1	1197 022
	Right (use w/vent type window) . . . . .	C, P	-	1	1	1	1	1	1	1	1	1	1	1	1	1	1	1	1	1197 021
	Glass Run Front . . . . .	C, P	-	2	2	2	2	2	2	2	2	2	2	2	2	2	2	2	2	1097 947
23-09-51	CHANNEL, Inside Panel Glass Run Rear, Left . .	C, P	-	1	1	1	1	1	1	1	1	1	1	1	1	1	1	1	1	1097 637
	Right . . . . .	C, P	-	1	1	1	1	1	1	1	1	1	1	1	1	1	1	1	1	1097 636
23-09-52	CHANNEL, Lower, Left .	C, P	-	1	1	1	1	1	1	1	1	1	1	1	1	1	1	1	1	1097 825
	Right . . . . .	C, P	-	1	1	1	1	1	1	1	1	1	1	1	1	1	1	1	1	1097 824
	Lower, Left (use w/vent type window) . . . . .	C, P	-	1	1	1	1	1	1	1	1	1	1	1	1	1	1	1	1	1097 830
	Lower, Right (use w/vent type window) . .	C, P	-	1	1	1	1	1	1	1	1	1	1	1	1	1	1	1	1	1097 829
DOOR CHECK ARM																				
23-10-1	ARM, Front Door . . . . .	C, P	-	2	2	2	2	2	2	2	2	2	2	2	2	2	2	2	2	1097 695
	Rear Door, Left . . . . .	P	-	1	-	-	-	-	-	-	-	-	-	-	-	-	-	-	-	1197 127
	Right . . . . .	P	-	1	-	-	-	-	-	-	-	-	-	-	-	-	-	-	-	1197 126

SYMBOL LETTERS Indicate: F - Flat Face Cowl W - Windshield Cowl C - Cab P - Panel

★ Indicates use as required.

Prices and specifications subject to change without notice.

☐ Indicates parts not listed in any previous parts books.

Series No. (1 indicates B-1 Series) (2 indicates B-2 Series) (3 indicates B-3 Series) (4 indicates B-4 Series)

Where no Series No. is shown part is for B-1, B-2, B-3 and B-4 Series.

CODE	PART NAME AND DESCRIPTION	SYMBOL LETTERS	SERIES NO.	MODEL CODES														PART NO.			
				B	C	D	F	G	H & HH	FM	GM	HM & HHM	J	JM	K	KM	R		T	V	Y
DOOR CHECK ARM - Cont'd																					
23-10-2	BRACKET, Cowl Hinge Pillar . . . . .	C, P	-	2	2	2	2	2	2	2	2	2	2	2	2	2	2	2	1097 872		
23-10-4	PIN, Front Door . . . . .	C, P	-	2	2	2	2	2	2	2	2	2	2	2	2	2	2	2	893 923		
23-10-6	BUMPER, Rear Door . . . . .	P	-	2	-	-	-	-	-	-	-	-	-	-	-	-	-	-	875 656		
23-10-17	GUIDE, Front Door Inside Panel . . . . .	C, P	-	2	2	2	2	2	2	2	2	2	2	2	2	2	2	2	1197 138		
DOORS																					
23-11-1	SHELL, Front Left . . . . .	C, P	1, 2	1	1	1	1	1	1	-	-	-	1	-	1	-	1	1	1	*1197 594	
		C, P	3, 4	1	1	1	1	1	1	-	-	-	1	-	1	-	1	1	1	*1278 618	
		C	1, 2	-	-	-	-	-	-	1	1	1	-	1	-	1	-	-	-	-	*1097 275
		C	3, 4	-	-	-	-	-	-	-	1	1	-	1	-	1	-	-	-	-	*1278 624
		C, P	1, 2	1	1	1	1	1	1	-	-	-	1	-	1	-	1	1	1	1	*1197 590
		C, P	3, 4	1	1	1	1	1	1	-	-	-	1	-	1	-	1	1	1	1	*1278 617
23-11-2	DOOR, Front, Left (w/o vent type window) . . . . .	C	1, 2	-	-	-	-	-	1	1	1	-	1	-	1	-	-	-	-	1197 592	
		C	3, 4	-	-	-	-	-	-	1	1	-	1	-	1	-	-	-	-	1278 623	
		C, P	1, 2	1	1	1	1	1	1	-	-	-	1	-	1	-	1	1	-	1197 113	
		C, P	3, 4	1	1	1	1	1	1	-	-	-	1	-	1	-	1	1	-	1278 604	
		C	1, 2	-	-	-	-	-	-	1	1	1	-	1	-	1	-	-	-	-	1197 115
		C	3, 4	-	-	-	-	-	-	-	1	1	-	1	-	1	-	-	-	-	1278 608
23-11-2	DOOR, Front, Left (w/vent type window) . . . . .	C	2	-	-	-	-	-	-	-	-	-	-	-	-	-	-	-	1	1277 928	
		C	3, 4	-	-	-	-	-	-	-	-	-	-	-	-	-	-	-	1	1278 606	
		C, P	1, 2	1	1	1	1	1	1	-	-	-	1	-	1	-	1	1	-	1197 121	
		C, P	3, 4	1	1	1	1	1	1	-	-	-	1	-	1	-	1	1	-	1278 664	
		C	1, 2	-	-	-	-	-	-	1	1	1	-	1	-	1	-	-	-	-	1197 123
		C	3, 4	-	-	-	-	-	-	-	1	1	-	1	-	1	-	-	-	-	1278 668
23-11-2	DOOR, Front, Left (w/vent type window) . . . . .	C	1, 2	-	-	-	-	-	-	-	-	-	-	-	-	-	-	-	1	1277 930	
		C	3, 4	-	-	-	-	-	-	-	-	-	-	-	-	-	-	-	1	1278 666	
		C, P	1, 2	1	1	1	1	1	1	-	-	-	1	-	1	-	1	1	-	1197 112	
		C, P	3, 4	1	1	1	1	1	1	-	-	-	1	-	1	-	1	1	-	1278 603	
		C	1, 2	-	-	-	-	-	-	1	1	1	-	1	-	1	-	-	-	-	1197 114
		C	3, 4	-	-	-	-	-	-	-	1	1	-	1	-	1	-	-	-	-	1278 607
23-11-2	DOOR, Front, Left (w/vent type window) . . . . .	C	2	-	-	-	-	-	-	-	-	-	-	-	-	-	-	-	1	1277 927	
		C	3, 4	-	-	-	-	-	-	-	-	-	-	-	-	-	-	-	1	1278 605	
		C, P	1, 2	1	1	1	1	1	1	-	-	-	1	-	1	-	1	1	-	1197 120	
		C, P	3, 4	1	1	1	1	1	1	-	-	-	1	-	1	-	1	1	-	1278 663	
		C	1, 2	-	-	-	-	-	-	1	1	1	-	1	-	1	-	-	-	-	1197 122
		C	3, 4	-	-	-	-	-	-	-	1	1	-	1	-	1	-	-	-	-	1278 667
23-11-3	SHELL, Rear, Left . . . . .	C	2	-	-	-	-	-	-	-	-	-	-	-	-	-	-	-	1	1277 929	
		C	3, 4	-	-	-	-	-	-	-	-	-	-	-	-	-	-	-	1	1278 665	
		P	1, 2	1	-	-	-	-	-	-	-	-	-	-	-	-	-	-	-	*1197 136	
		P	3, 4	1	-	-	-	-	-	-	-	-	-	-	-	-	-	-	-	*1278 714	
		P	-	1	-	-	-	-	-	-	-	-	-	-	-	-	-	-	-	*1197 135	
		P	-	1	-	-	-	-	-	-	-	-	-	-	-	-	-	-	-	1197 134	
23-11-4	DOOR, Rear, Left . . . . .	P	1, 2	1	-	-	-	-	-	-	-	-	-	-	-	-	-	-	-	1278 713	
		P	3, 4	1	-	-	-	-	-	-	-	-	-	-	-	-	-	-	-	1197 133	
		P	-	1	-	-	-	-	-	-	-	-	-	-	-	-	-	-	-	1197 133	

SYMBOL LETTERS Indicate: F - Flat Face Cowl. W - Windshield Cowl C - Cab P - Panel

★Indicates use as required. Prices and specifications subject to change without notice.  
 □Indicates parts not listed in any previous parts books.  
 Series No. (1 indicates B-1 Series) (2 indicates B-2 Series) (3 indicates B-3 Series) (4 indicates B-4 Series).  
 Where no Series No. is shown part is for B-1, B-2, B-3 and B-4 Series.  
 Sept. 8, 1953 Supersedes Dec. 31, 1952. Page 23-24 Printed in U.S.A.  
 \* Indicates change or addition.

CODE	PART NAME AND DESCRIPTION	SYMBOL LETTERS	SERIES NO.	MODEL CODES														PART NO.		
				B	C	D	F	G	H & HH	FM	GM	HM & HHM	J	JM	K	KM	R		T	V
BUMPER - DOVETAILS - STRIKERS - Cont'd																				
23-08-55	DOVETAIL, Front Door																			
	Female . . . . .	C, P	-	2	2	2	2	2	2	2	2	2	2	2	2	2	2	2	2	1097 850
	Male . . . . .	C, P	-	2	2	2	2	2	2	2	2	2	2	2	2	2	2	2	2	1097 851
	Rear Door, Female . . .	P	-	1	-	-	-	-	-	-	-	-	-	-	-	-	-	-	-	1097 850
	Male . . . . .	P	-	1	-	-	-	-	-	-	-	-	-	-	-	-	-	-	-	1097 851
23-08-60	STRIKER, Side Lock																			
	Pillar Front Door Lock .	C, P	1	2	2	2	2	-	2	2	-	2	2	-	-	2	2	2	-	797 103
		C, P	2, 3, 4	2	2	2	2	2	2	2	2	2	2	2	2	2	2	2	2	1199 842
	Roof Rear Door Header																			
	Lock . . . . .	P	2	-	-	-	-	-	-	-	-	-	-	-	-	-	-	-	-	1097 281
	Floor Rear Door Lock .	P	-	1	-	-	-	-	-	-	-	-	-	-	-	-	-	-	-	1097 280
23-08-61	SCREW, Side Lock Pillar																			
	Front Door Lock Striker,																			
	w/WASHER (5/16" -																			
	24 x 3/4") . . . . .	C, P	2, 3, 4	4	4	4	4	4	4	-	4	4	4	4	4	4	4	4	4	1199 843
23-08-65	PLATE, Front Door Side																			
	Lock Pillar Lock																			
	Tapping . . . . .	C, P	1	2	2	2	2	-	2	2	-	2	2	-	-	2	2	2	-	398 796
23-08-69	COVER, Roof Rear Door																			
	Header Wedge Plate . . .	P	-	1	-	-	-	-	-	-	-	-	-	-	-	-	-	-	-	715 352
23-08-70	SPACER, Rear Door																			
	Wedge . . . . .	P	-	★	-	-	-	-	-	-	-	-	-	-	-	-	-	-	-	705 320
FRONT DOOR GLASS CHANNELS																				
23-09-18	SCREW, Glass Run Front																			
	Channel, w/WASHER																			
	(use w/vent type window)																			
	(No. 12-24 x 9/16") . . .	C, P	2, 3, 4	4	4	4	4	4	4	4	4	4	4	4	4	4	4	4	4	1278 052
23-09-20	NUT, Front Door Glass																			
	Run Front Channel																			
	Screw . . . . .	C, P	3, 4	6	6	6	6	6	6	-	6	6	6	6	6	6	6	6	6	1275 373
23-09-50	CHANNEL, Glass Run																			
	Front, Left (use w/vent																			
	type window) . . . . .	C, P	-	1	1	1	1	1	1	1	1	1	1	1	1	1	1	1	1	1197 022
	Right (use w/vent type																			
	window) . . . . .	C, P	-	1	1	1	1	1	1	1	1	1	1	1	1	1	1	1	1	1197 021
	Glass Run Front . . . . .	C, P	-	2	2	2	2	2	2	2	2	2	2	2	2	2	2	2	2	1097 947
23-09-51	CHANNEL, Inside Panel																			
	Glass Run Rear, Left . .	C, P	-	1	1	1	1	1	1	1	1	1	1	1	1	1	1	1	1	1097 637
	Right . . . . .	C, P	-	1	1	1	1	1	1	1	1	1	1	1	1	1	1	1	1	1097 636
23-09-52	CHANNEL, Lower, Left .	C, P	-	1	1	1	1	1	1	1	1	1	1	1	1	1	1	1	1	1097 825
	Right . . . . .	C, P	-	1	1	1	1	1	1	1	1	1	1	1	1	1	1	1	1	1097 824
	Lower, Left (use w/vent																			
	type window) . . . . .	C, P	-	1	1	1	1	1	1	1	1	1	1	1	1	1	1	1	1	1097 830
	Lower, Right (use																			
	w/vent type window) . .	C, P	-	1	1	1	1	1	1	1	1	1	1	1	1	1	1	1	1	1097 829
DOOR CHECK ARM																				
23-10-1	ARM, Front Door . . . . .	C, P	-	2	2	2	2	2	2	2	2	2	2	2	2	2	2	2	2	1097 695
	Rear Door, Left . . . . .	P	-	1	-	-	-	-	-	-	-	-	-	-	-	-	-	-	-	1197 127
	Right . . . . .	P	-	1	-	-	-	-	-	-	-	-	-	-	-	-	-	-	-	1197 126

SYMBOL LETTERS Indicate: F - Flat Face Cowl W - Windshield Cowl C - Cab P - Panel

★ Indicates use as required. Prices and specifications subject to change without notice.  
 ☐ Indicates parts not listed in any previous parts books.  
 Series No. (1 indicates B-1 Series) (2 indicates B-2 Series) (3 indicates B-3 Series) (4 indicates B-4 Series)  
 Where no Series No. is shown part is for B-1, B-2, B-3 and B-4 Series.  
 Page 23-23 Printed in U.S.A. December 31, 1952

CODE	PART NAME AND DESCRIPTION	SYMBOL LETTERS	SERIES NO.	MODEL CODES													PART NO.					
				B	C	D	F	G	H & HH	FM	GM	HM & HHM	J	JM	K	KM		R	T	V	Y	
DOOR CHECK ARM - Cont'd																						
23-10-2	BRACKET, Cowl Hinge Pillar . . . . .	C, P	-	2	2	2	2	2	2	2	2	2	2	2	2	2	2	1097 872				
23-10-4	PIN, Front Door . . . . .	C, P	-	2	2	2	2	2	2	2	2	2	2	2	2	2	2	893 923				
23-10-6	BUMPER, Rear Door . . . . .	P	-	2	-	-	-	-	-	-	-	-	-	-	-	-	-	875 656				
23-10-17	GUIDE, Front Door Inside Panel . . . . .	C, P	-	2	2	2	2	2	2	2	2	2	2	2	2	2	2	1197 138				
DOORS																						
23-11-1	SHELL, Front Left . . . . .	C, P	1, 2	1	1	1	1	1	1	-	-	-	1	-	1	-	1	1	1	1097 069		
		C, P	3, 4	1	1	1	1	1	1	-	-	-	1	-	1	-	1	1	1	1	1278 620	
	Right . . . . .	C	1, 2	-	-	-	-	-	-	1	1	1	-	1	-	1	-	-	-	1197 593		
		C	3, 4	-	-	-	-	-	-	1	1	1	-	1	-	1	-	-	-	-	1278 624	
	Left (w/vent type window)	C, P	1, 2	1	1	1	1	1	1	-	-	-	1	-	1	-	1	1	1	1	1097 068	
		C, P	3, 4	1	1	1	1	1	1	-	-	-	1	-	1	-	1	1	1	1	1	1278 619
	Right (w/o vent type window)	C	1, 2	-	-	-	-	-	-	1	1	1	-	1	-	1	-	-	-	-	1197 592	
		C	3, 4	-	-	-	-	-	-	1	1	1	-	1	-	1	-	-	-	-	-	1278 623
23-11-2	DOOR, Front, Left (w/o vent type window) . . . . .	C, P	1, 2	1	1	1	1	1	1	-	-	-	1	-	1	-	1	1	1	-	1197 113	
		C, P	3, 4	1	1	1	1	1	1	-	-	-	1	-	1	-	1	1	1	-	-	1278 604
	Left (w/vent type window)	C	1, 2	-	-	-	-	-	-	1	1	1	-	1	-	1	-	-	-	-	1197 115	
		C	3, 4	-	-	-	-	-	-	1	1	1	-	1	-	1	-	-	-	-	-	1278 608
	Right (w/o vent type window)	C	2	-	-	-	-	-	-	-	-	-	-	-	-	-	-	-	-	1	1277 928	
		C	3, 4	-	-	-	-	-	-	-	-	-	-	-	-	-	-	-	-	-	1	1278 606
	Right (w/vent type window)	C, P	1, 2	1	1	1	1	1	1	-	-	-	1	-	1	-	1	1	1	-	-	1197 121
		C, P	3, 4	1	1	1	1	1	1	-	-	-	1	-	1	-	1	1	1	-	-	1278 664
	Right (w/o vent type window)	C	1, 2	-	-	-	-	-	-	1	1	1	-	1	-	1	-	-	-	-	-	1197 123
		C	3, 4	-	-	-	-	-	-	1	1	1	-	1	-	1	-	-	-	-	-	1278 668
	Right (w/vent type window)	C	1, 2	-	-	-	-	-	-	-	-	-	-	-	-	-	-	-	-	1	-	1277 930
		C	3, 4	-	-	-	-	-	-	-	-	-	-	-	-	-	-	-	-	1	-	1278 666
	Right (w/o vent type window)	C, P	1, 2	1	1	1	1	1	1	-	-	-	1	-	1	-	1	1	1	-	-	1197 112
		C, P	3, 4	1	1	1	1	1	1	-	-	-	1	-	1	-	1	1	1	-	-	1278 603
	Right (w/vent type window)	C	1, 2	-	-	-	-	-	-	1	1	1	-	1	-	1	-	-	-	-	-	1197 114
		C	3, 4	-	-	-	-	-	-	1	1	1	-	1	-	1	-	-	-	-	-	1278 607
	Right (w/vent type window)	C	2	-	-	-	-	-	-	-	-	-	-	-	-	-	-	-	-	1	-	1277 927
		C	3, 4	-	-	-	-	-	-	-	-	-	-	-	-	-	-	-	-	1	-	1278 605
23-11-3	SHELL, Rear, Left . . . . .	C, P	1, 2	1	1	1	1	1	1	-	-	-	1	-	1	-	1	1	1	-	-	1197 120
		C, P	3, 4	1	1	1	1	1	1	-	-	-	1	-	1	-	1	1	1	-	-	1278 663
	Right . . . . .	C	1, 2	-	-	-	-	-	-	1	1	1	-	1	-	1	-	-	-	-	-	1197 122
		C	3, 4	-	-	-	-	-	-	1	1	1	-	1	-	1	-	-	-	-	-	1278 667
	Right . . . . .	C	2	-	-	-	-	-	-	-	-	-	-	-	-	-	-	-	-	1	-	1277 929
		C	3, 4	-	-	-	-	-	-	-	-	-	-	-	-	-	-	-	-	1	-	1278 665
23-11-3	SHELL, Rear, Right . . . . .	P	1, 2	1	-	-	-	-	-	-	-	-	-	-	-	-	-	-	-	-	-	1097 051
		P	3, 4	1	-	-	-	-	-	-	-	-	-	-	-	-	-	-	-	-	-	1278 715
23-11-4	DOOR, Rear, Left . . . . .	P	-	1	-	-	-	-	-	-	-	-	-	-	-	-	-	-	-	-	-	1097 050
		P	1, 2	1	-	-	-	-	-	-	-	-	-	-	-	-	-	-	-	-	-	1197 134
	Right . . . . .	P	3, 4	1	-	-	-	-	-	-	-	-	-	-	-	-	-	-	-	-	-	1278 713
		P	-	1	-	-	-	-	-	-	-	-	-	-	-	-	-	-	-	-	-	1197 133

SYMBOL LETTERS Indicate: F - Flat Face Cowl W - Windshield Cowl C - Cab P - Panel

★Indicates use as required. Prices and specifications subject to change without notice.  
 □Indicates parts not listed in any previous parts books.  
 Series No. (1 indicates B-1 Series) (2 indicates B-2 Series) (3 indicates B-3 Series) (4 indicates B-4 Series)  
 Where no Series No. is shown part is for B-1, B-2, B-3 and B-4 Series.  
 December 31, 1952 Page 23-24 Printed in U.S.A.



CODE	PART NAME AND DESCRIPTION	SYMBOL LETTERS	SERIES NO.	MODEL CODES																PART NO.	
				B	C	D	F	G	H & HH	FM	GM	HM & HHM	J	JM	K	KM	R	T	V		Y
FRONT SECTION																					
23-12-1	COWL, Flat Face . . . . .	F	1, 2	1	1	1	1	1	1	-	-	-	1	-	1	-	1	1	1	-	1197 279
		F	3, 4	1	1	1	1	1	1	-	-	-	1	-	1	-	1	1	1	1	1278 377
		F	1	-	-	-	-	-	-	1	1	1	-	1	-	1	-	-	-	-	1197 282
		F	2	-	-	-	-	-	-	-	1	1	-	1	-	1	-	-	-	-	1275 259
		F	3, 4	-	-	-	-	-	-	-	1	1	-	1	-	1	-	-	-	-	1278 383
		F	2	-	-	-	-	-	-	-	-	-	-	-	-	-	-	-	-	-	1278 377
	SECTION, Front . . . . .	C	-	1	1	1	1	1	1	-	-	-	1	-	1	-	1	1	1	1	1279 170
		C	-	-	-	-	-	-	-	1	1	1	-	1	-	1	-	-	-	-	1279 172
DOOR HANDLE - REGULATOR HANDLE																					
23-14-10	HANDLE, Front Door Lock Outside . . . . .	C, P	1, 2	2	2	2	2	2	2	2	2	2	2	2	2	2	2	2	2	2	1276 460
		C, P	3, 4	2	2	2	2	2	2	2	2	2	2	2	2	2	2	2	2	2	1278 532
	Rear Door Lock Outside	P	1, 2	1	-	-	-	-	-	-	-	-	-	-	-	-	-	-	-	-	1276 461
		P	3, 4	1	-	-	-	-	-	-	-	-	-	-	-	-	-	-	-	-	1278 533
23-14-18	HANDLE, Front Door Window Regulator . . . . .	C, P	1, 2	2	2	2	2	2	2	2	2	2	2	2	2	2	2	2	2	2	1277 048
		C, P	3, 4	2	2	2	2	2	2	2	2	2	2	2	2	2	2	2	2	2	1278 535
23-14-19	ESCUTCHEON, Front Door Lock Remote Control Handle (nickel plated) . . . . .	C, P	1, 2	2	2	2	2	2	2	2	2	2	2	2	2	2	2	2	2	2	1277 049
	(chrome plated) . . . . .	C, P	3	2	2	2	2	2	2	-	2	2	2	2	2	2	2	2	2	2	1278 536
	(plastic) . . . . .	C, P	3	2	2	2	2	2	2	-	2	2	2	2	2	2	2	2	2	2	1396 660
	(maroon plastic) . . . . .	C, P	4	2	2	2	2	2	2	-	-	2	2	2	2	2	2	2	2	2	1397 517
	Front Door Lock Window Regulator Handle (nickel plated) . . . . .	C, P	1, 2	2	2	2	2	2	2	2	2	2	2	2	2	2	2	2	2	2	1277 049
	(chrome plated) . . . . .	C, P	3	2	2	2	2	2	2	-	2	2	2	2	2	2	2	2	2	2	1278 536
	(plastic) . . . . .	C, P	3	2	2	2	2	2	2	-	2	2	2	2	2	2	2	2	2	2	1396 660
	(maroon plastic) . . . . .	C, P	4	2	2	2	2	2	2	-	-	2	2	2	2	2	2	2	2	2	1397 517
23-14-20	PIN, Front Door Window Regulator Handle . . . . .	C, P	-	2	2	2	2	2	2	2	2	2	2	2	2	2	2	2	2	2	724 797
	Front Door Lock and Remote Control Handle.	C, P	-	2	2	2	2	2	2	2	2	2	2	2	2	2	2	2	2	2	724 797
23-14-27	HANDLE, Front Door Lock Remote Control (chrome pltd.) . . . . .	C, P	-	2	2	2	2	2	2	2	2	2	2	2	2	2	2	2	2	2	950 502
	(nickel pltd.) . . . . .	C, P	-	2	2	2	2	2	2	2	2	2	2	2	2	2	2	2	2	2	1278 534
23-14-39	HANDLE, Ventilator Wing Locking, Left. . . . .	C, P	-	1	1	1	1	1	1	1	1	1	1	1	1	1	1	1	1	1	1096 118
	Right . . . . .	C, P	-	1	1	1	1	1	1	1	1	1	1	1	1	1	1	1	1	1	1096 117
23-14-40	SHAFT, Ventilator Wing Handle, w/BRACKET . . . . .	C, P	-	2	2	2	2	2	2	2	2	2	2	2	2	2	2	2	2	2	850 664
23-14-41	SHAFT, Ventilator Wing Frame Handle . . . . .	C, P	-	2	2	2	2	2	2	2	2	2	2	2	2	2	2	2	2	2	767 693
23-14-53	PACKAGE, Ventilator Wing Handle Service . . . . .	C, P	-	2	2	2	2	2	2	2	2	2	2	2	2	2	2	2	2	2	1450 156

SYMBOL LETTERS Indicate: F - Flat Face Cowl W - Windshield Cowl C - Cab P - Panel

★Indicates use as required.

Prices and specifications subject to change without notice.

El Indicates parts not listed in any previous parts books.

Series No. (1 indicates B-1 Series) (2 indicates B-2 Series) (3 indicates B-3 Series) (4 indicates B-4 Series)

Where no Series No. is shown part is for B-1, B-2, B-3 and B-4 Series.

CODE	PART NAME AND DESCRIPTION	SYMBOL LETTERS	SERIES NO.	MODEL CODES																PART NO.
				B	C	D	F	G	H & HH	FM	GM	HM & HHM	J	JM	K	KM	R	T	V	
<b>DOOR HINGE</b>																				
23-15-1	HINGE, Front Door																			
	Upper, Left (door half)	C, P	-	1	1	1	1	1	1	1	1	1	1	1	1	1	1	1	1	1275 785
	Right (door half) (also specify 1-1275 782 Hinge) (see note 1)	C, P	1	1	1	1	1	1	1	1	1	1	1	1	1	1	1	1	1	1275 784
	Right (door half) (see note 2)	C, P	1	1	1	1	-	1	1	-	1	1	1	1	1	1	1	1	1	1275 784
	Right (door half)	C, P	2, 3, 4	1	1	1	1	-	1	-	1	1	1	1	1	1	1	1	1	1275 784
	Cowl Hinge Pillar, Upper Left	W, C, P	1	1	1	1	1	-	1	1	-	1	1	1	1	1	1	1	1	1275 783
		W, C, P	2	1	1	1	1	1	1	-	1	1	1	1	1	1	1	1	1	1275 783
		W, C, P	3, 4	1	1	1	1	1	1	-	1	1	1	1	1	1	1	1	1	1279 795
	Upper Right (see note 1)	W, C, P	1	1	1	1	1	-	1	1	-	1	1	1	1	1	1	1	1	1097 018
	Upper Right (see note 2)	W, C, P	1	1	1	1	1	-	1	1	-	1	1	1	1	1	1	1	1	1275 782
	Upper Right	W, C, P	2	1	1	1	1	1	1	-	1	1	1	1	1	1	1	1	1	1275 782
		W, C, P	3, 4	1	1	1	1	1	1	-	1	1	1	1	1	1	1	1	1	1279 794
23-15-3	HINGE, Front Door Lower (door half) (2 3/4" width)	W, C, P	1, 2	2	2	2	2	2	2	2	2	2	2	2	2	2	2	2	2	1097 017

(2 3/4" width) (not used on Windshield Cowls from body No. 1712 thru 1790, on Panels from body No. 10242 thru 10505, on Cabs from body No. 0061 thru 0080, 0176 thru 0193, 2715 thru 2726, 2741 thru 2761, 2764 thru 2842, 2901 thru 2912, 3001 thru 3040, 79638 thru 79900, 79964 thru 80600, 80700 thru 80715, 80720 thru 80727, 80762 thru 81681, 81701 thru 81900, 82001 thru 82019, 82101 thru 82730, 83101 thru 83623, 89001 thru 89800, 90001 thru 90069, 97652 thru 97900, 97934 thru 98000, 98601 thru 99000).

W, C, P	3	2	2	2	2	2	2	2	-	2	2	2	2	2	2	2	2	2	2	2	1097 017
---------	---	---	---	---	---	---	---	---	---	---	---	---	---	---	---	---	---	---	---	---	----------

**HINGE, Front Door**

Lower (door half) (2 1/2" width) (used only on Windshield Cowls from body No. 1712 thru 1790 on Panels from body No. 10242 thru 10505 on Cabs from body No. 0061 thru 0080, 0176 thru 0193, 2715 thru 2726, 2741 thru 2761, 2764 thru 2842, 2901 thru 2912, 3001 thru 3040, 79638 thru 79900, 79964 thru 80600, 80700 thru 80715, 80720 thru 80727, 80762 thru 81681, 81701 thru 81900, 82001 thru 82019, 82101 thru 82730, 83101 thru 83623, 89001 thru 89800, 90001 thru 90069, 97652 thru 97900, 97934 thru 98000, 98601 thru 99000).

W, C, P	3, 4	2	2	2	2	2	2	2	-	2	2	2	2	2	2	2	2	2	2	2	1397 328
---------	------	---	---	---	---	---	---	---	---	---	---	---	---	---	---	---	---	---	---	---	----------

Front Door Hinge Pillar, Lower (2 3/4" width)

W, C, P	1, 2	2	2	2	2	2	2	2	2	2	2	2	2	2	2	2	2	2	2	2	1097 016
---------	------	---	---	---	---	---	---	---	---	---	---	---	---	---	---	---	---	---	---	---	----------

(not used on Windshield Cowls from body No. 1712 thru 1790, on Panels from body No. 10242 thru 10505 on Cabs from body No. 0061 thru 0080, 0176 thru 0193, 2715 thru 2726, 2741 thru 2761, 2764 thru 2842, 2901 thru 2912, 3001 thru 3040, 79638 thru 79900, 79964 thru 80600, 80700 thru 80715, 80720 thru 80727, 80762 thru 81681, 81701 thru 81900, 82001 thru 82019, 82101 thru 82730, 83101 thru 83623, 89001 thru 89800, 90001 thru 90069, 97652 thru 97900, 97934 thru 98000, 98601 thru 99000).

W, C, P	3	2	2	2	2	2	2	2	-	2	2	2	2	2	2	2	2	2	2	2	1097 016
---------	---	---	---	---	---	---	---	---	---	---	---	---	---	---	---	---	---	---	---	---	----------

SYMBOL LETTERS Indicate: F - Flat Face Cowl W - Windshield Cowl C - Cab P - Panel

★Indicates use as required. Prices and specifications subject to change without notice.

ⓂIndicates parts not listed in any previous parts books.

Series No. (1 indicates B-1 Series) (2 indicates B-2 Series) (3 indicates B-3 Series) (4 indicates B-4 Series)

Where no Series No. is shown part is for B-1, B-2, B-3 and B-4 Series.

December 31, 1952

CODE	PART NAME AND DESCRIPTION	SYMBOL LETTERS	SERIES NO.	MODEL CODES																PART NO.
				B	C	D	F	G	H & HH	FM	GM	HM & HHM	J	JM	K	KM	R	T	V	
DOOR HINGE - Cont'd																				
23-15-3	HINGE, Front Door Lower (door half) (2 1/2" width) (used only on Windshield Cowls from body No. 1712 thru 1790, on Panels from body No. 10242 thru 10505, on Cabs from body No. 0061 thru 0080, 0176 thru 0193, 2715 thru 2726, 2741 thru 2761, 2764 thru 2842, 2901 thru 2912, 3001 thru 3040, 79638 thru 79900, 79964 thru 80600, 80700 thru 80715, 80720 thru 80727, 80762 thru 81681, 81701 thru 81900, 82001 thru 82019, 82101 thru 82730, 83101 thru 83623, 89001 thru 89800, 90001 thru 90069, 97652 thru 97900, 97934 thru 98000, 98601 thru 99000).	W, C, P	3, 4	2	2	2	2	2	2	2	-	2	2	2	2	2	2	2	2	E1397 327
23-15-9	PIN, Front Door Hinge (2 29/32" lgh.) . . . . .	W, C, P	1	3	3	3	3	-	3	3	-	3	3	3	3	3	3	3	3	1097 020
	(3 5/32" lgh.) . . . . .	W, C, P	1	1	1	1	1	-	1	1	-	1	1	1	1	1	1	1	1	1275 724
	(3 5/32" lgh.) . . . . .	W, C, P	2	4	4	4	4	4	4	4	-	4	4	4	4	4	4	4	4	1275 724
	(3 5/32" lgh.) . . . . .	W, C, P	3	3	3	3	3	3	3	3	-	3	3	3	3	3	3	3	3	1275 724
	Upper (3 3/32" lgh.) . . . . .	W, C, P	1	1	1	1	1	-	1	1	-	1	1	1	1	1	1	1	1	1197 193
	Upper (3 1/2" lgh.) (threaded) . . . . .	W, C, P	3, 4	1	1	1	1	1	1	1	-	1	1	1	1	1	1	1	1	1277 073
	Upper (3 5/32" lgh.) . . . . .	W, C, P	3, 4	1	1	1	1	1	1	1	-	1	1	1	1	1	1	1	1	1275 724
	Lower (use with 1397 327 and 1397 328 hinge) (2 5/8" lgh.) . . . . .	W, C, P	3, 4	2	2	2	2	2	2	2	-	2	2	2	2	2	2	2	2	E1397 329
	Rear Door Hinge . . . . .	P	-	4	-	-	-	-	-	-	-	-	-	-	-	-	-	-	-	708 167
23-15-10	SCREW, Door Hinge (3/8"-24 x 7/8") . . . . .	W, C, P	-	★	★	★	★	★	★	★	★	★	★	★	★	★	★	★	★	1276 396
23-15-16	HINGE, Rear Door (door half) . . . . .	P	-	4	-	-	-	-	-	-	-	-	-	-	-	-	-	-	-	1097 011
23-15-19	HINGE, Side Door Hinge Pillar Rear Door . . . . .	P	-	4	-	-	-	-	-	-	-	-	-	-	-	-	-	-	-	1097 010
LOCK CYLINDER AND KEY																				
23-17-2	CYLINDER PACKAGE, Front Door and Ignition Lock (HY series) . . . . .	C, P	-	1	1	1	1	1	1	1	1	1	1	1	1	1	1	1	1	1194 646
	Front and Rear Door Ignition Lock (HY series) . . . . .	P	-	1	-	-	-	-	-	-	-	-	-	-	-	-	-	-	-	1194 647
23-17-24	CYLINDER and KEYS PACKAGE, Front Door Lock . . . . .	C, P	-	1	1	1	1	1	1	1	1	1	1	1	1	1	1	1	1	1311 195
23-17-25	KEY, Ignition . . . . .	C, P	-	1	1	1	1	1	1	1	1	1	1	1	1	1	1	1	1	1158 623
23-17-28	REINFORCEMENT, Front Door Outside Panel . . . . .	C, P	-	1	1	1	1	1	1	1	1	1	1	1	1	1	1	1	1	950 508
	Rear Door Outside Panel . . . . .	P	-	1	-	-	-	-	-	-	-	-	-	-	-	-	-	-	-	950 508
DOOR LOCKS AND REMOTE CONTROL																				
23-18-3	LOCK, w/REMOTE CONTROL, Rear Door, Right . . . . .	P	-	1	-	-	-	-	-	-	-	-	-	-	-	-	-	-	-	1097 914

SYMBOL LETTERS Indicate: F - Flat Face Cowl W - Windshield Cowl C - Cab P - Panel

★ Indicates use as required. Prices and specifications subject to change without notice.  
 □ Indicates parts not listed in any previous parts books.  
 Series No. (1 indicates B-1 Series) (2 indicates B-2 Series) (3 indicates B-3 Series) (4 indicates B-4 Series)  
 Where no Series No. is shown part is for B-1, B-2, B-3 and B-4 Series.  
 Page 23-27 Printed in U.S.A. December 31, 1952

CODE	PART NAME AND DESCRIPTION	SYMBOL LETTERS	SERIES NO.	MODEL CODES																PART NO.
				B	C	D	F	G	H & HH	FM	GM	HM & HHM	J	JM	K	KM	R	T	V	
DOOR LOCKS AND REMOTE CONTROL - Cont'd																				
23-18-5	LOCK, Front, Left . . . . .	C, P	-	1	1	1	1	1	1	1	1	1	1	1	1	1	1	1	1097 589	
	Right . . . . .	C, P	-	1	1	1	1	1	1	1	1	1	1	1	1	1	1	1	1097 588	
	Rear, Left . . . . .	P	-	1	-	-	-	-	-	-	-	-	-	-	-	-	-	-	785 035	
23-18-8	SCREW, Front Lock (5/16"-24 x 1/2") . . . . .	C, P	-	6	6	6	6	6	6	6	6	6	6	6	6	6	6	6	1097 967	
23-18-9	RIVET, Front Lock Remote Control Link to Lock . . . . .	C, P	-	2	2	2	2	2	2	2	2	2	2	2	2	2	2	2	1197 090	
	Front Lock Remote Control Link to Remote Control . . . . .	C, P	-	2	2	2	2	2	2	2	2	2	2	2	2	2	2	2	1197 091	
23-18-10	SPRING, Front Lock Bolt. Front Lock Handle Return . . . . .	C, P	-	2	2	2	2	2	2	2	2	2	2	2	2	2	2	2	1197 092	
23-18-11	LINK, Front Lock Remote Control, Left . . . . .	C, P	-	1	1	1	1	1	1	1	1	1	1	1	1	1	1	1	1097 648	
	Right . . . . .	C, P	-	1	1	1	1	1	1	1	1	1	1	1	1	1	1	1	1097 647	
23-18-13	REMOTE CONTROL, Front Lock, Left . . . . .	C, P	-	1	1	1	1	1	1	1	1	1	1	1	1	1	1	1	1097 591	
	Right . . . . .	C, P	-	1	1	1	1	1	1	1	1	1	1	1	1	1	1	1	1097 590	
23-18-14	SCREW, Front Lock Remote Control (No. 12-24 x 1/2") . . . . .	C, P	-	6	6	6	6	6	6	6	6	6	6	6	6	6	6	6	1197 018	
FLOOR MAT																				
23-20-8	MAT, Front (blank) . . . . .	C, P	-	1	1	1	1	1	1	-	-	-	1	-	1	-	1	1	1197 575	
	Front . . . . .	C	-	-	-	-	-	-	-	1	1	1	-	1	-	-	-	-	1279 577	
REAR VIEW MIRROR																				
23-21-8	MIRROR, Inside . . . . .	W, C, P	-	1	1	1	1	1	1	1	1	1	1	1	1	1	1	1	903 965	
23-21-9	NUT . . . . .	W, C, P	-	1	1	1	1	1	1	1	1	1	1	1	1	1	1	1	1240 206	
23-21-10	PLATE, Tapping (inside) . . . . .	W, C, P	-	1	1	1	1	1	1	1	1	1	1	1	1	1	1	1	876 296	
23-21-15	MIRROR, Outside (stud 1/4"-28 x 7/8") . . . . .	W, C, P	-	1	1	1	1	1	1	1	1	1	1	1	1	1	1	1	1279 813	
23-21-22	ARM, Left (short) . . . . .	W, C, P	1,2	1	1	1	1	1	1	1	1	1	1	1	1	1	1	1	1097 837	
	Left . . . . .	W, C, P	3,4	1	1	1	1	1	1	1	1	1	1	1	1	1	1	1	1279 803	
	Right (short) . . . . .	W, C, P	1,2	1	1	1	1	1	1	1	1	1	1	1	1	1	1	1	1097 836	
	Right . . . . .	W, C, P	3,4	1	1	1	1	1	1	1	1	1	1	1	1	1	1	1	1279 802	
23-21-37	WASHER, Arm to Hinge Screw Lock . . . . .	W, C, P	-	1	1	1	1	1	1	1	1	1	1	1	1	1	1	1	1097 771	
WINDSHIELD GARNISH MOULDING																				
23-22-145	MOULDING, Left . . . . .	W, C, P	1,2	1	1	1	1	1	1	1	1	1	1	1	1	1	1	1	1199 455	
	Left . . . . .	W, C, P	3,4	1	1	1	1	1	1	1	1	1	1	1	1	1	1	1	1199 455	
	w/WELT, Right (see note 7) . . . . .	W, C, P	1,2	1	1	1	1	1	1	1	1	1	1	1	1	1	1	1	1199 452	
	Right (see note 8) . . . . .	W, C, P	1,2	1	1	1	1	1	1	1	1	1	1	1	1	1	1	1	1199 454	
	Right . . . . .	W, C, P	3,4	1	1	1	1	1	1	1	1	1	1	1	1	1	1	1	1199 454	
23-22-158	PLUG (rubber) . . . . .	W, C, P	-	4	4	4	4	4	4	4	4	4	4	4	4	4	4	4	1097 727	

SYMBOL LETTERS Indicate: F - Flat Face Cowl W - Windshield Cowl C - Cab P - Panel

★ Indicates use as required. Prices and specifications subject to change without notice.  
 ☐ Indicates parts not listed in any previous parts books.  
 Series No. (1 indicates B-1 Series) (2 indicates B-2 Series) (3 indicates B-3 Series) (4 indicates B-4 Series)  
 Where no Series No. is shown part is for B-1, B-2, B-3 and B-4 Series.  
 December 31, 1952 Page 23-28 Printed in U.S.A.

CODE	PART NAME AND DESCRIPTION	SYMBOL LETTERS	SERIES NO.	MODEL CODES														PART NO.						
				B	C	D	F	G	H & HH	FM	GM	HM & HHM	J	JM	K	KM	R		T	V	Y			
OUTSIDE FINISH MOULDING																								
23-23-123	WASHER, Underbody Sill Panel to Cowl Sill Lock.	F, W, C	-	-	-	-	-	-	-	-	4	4	4	-	4	-	4	-	-	-	-	-	-	1093 270
TRIM MOULDING																								
23-26-23	MOULDING, Rear Door Window, Left . . . . .	P	2, 3, 4	1	-	-	-	-	-	-	-	-	-	-	-	-	-	-	-	-	-	-	-	1278 262
	Right . . . . .	P	2, 3, 4	1	-	-	-	-	-	-	-	-	-	-	-	-	-	-	-	-	-	-	-	1278 261
23-26-26	CLIP, Rear Door Window . . . . .	P	-	16	-	-	-	-	-	-	-	-	-	-	-	-	-	-	-	-	-	-	-	1278 263
PAD, LINER, INSULATOR, SEAL, ANTI-SQUEAK																								
23-31-6	ANTI-SQUEAK, Body (specify 15 ft.) . . . . .	W, C	1	-	-	-	-	-	-	-	★	★	★	-	★	-	★	-	-	-	-	-	-	313 073
23-31-24	WEATHERSEAL, Trans. Cover Brake Lever . . . . .	C	2, 3, 4	-	-	-	-	-	-	-	-	-	-	-	-	-	-	-	-	-	-	-	1	1280 045
23-31-32	INSULATOR, Floor Board Tail. . . . .	P	-	1	-	-	-	-	-	-	-	-	-	-	-	-	-	-	-	-	-	-	-	715 388
23-31-33	LINER, Dash . . . . .	All	1	1	1	1	1	1	1	1	1	1	1	1	1	1	1	1	1	1	1	1	1	1097 770
		F, W, C	1	-	-	-	-	-	-	-	1	1	1	-	1	-	1	-	-	-	-	-	-	1199 015
		All	2, 3, 4	1	1	1	1	1	1	1	-	-	-	1	-	1	-	1	-	1	1	1	1	1275 769
		F, W, C	2, 3, 4	-	-	-	-	-	-	-	1	1	1	-	1	-	1	-	-	-	-	-	-	1275 774
23-31-36	FASTENER, Dash Liner . . . . .	All	-	12	12	12	12	12	12	12	12	12	12	12	12	12	12	12	12	12	12	12	12	1199 166
23-31-91	WEATHERSEAL, Underbody to Gearshift Lever. . . . .	C	-	-	-	-	-	-	-	-	1	1	1	-	1	-	1	-	-	-	-	-	-	1275 132
23-31-92	RETAINER, Underbody to Gearshift Lever Weatherseal . . . . .	C	-	-	-	-	-	-	-	-	2	2	2	-	2	-	2	-	-	-	-	-	-	875 939
23-31-99	CLAMP, Underbody to Gearshift Lever Weatherseal . . . . .	C	-	-	-	-	-	-	-	-	1	1	1	-	1	-	1	-	-	-	-	-	-	870 469
23-31-119	COLLAR, Steering Post . . . . .	All	1	1	1	1	1	-	1	1	-	1	1	1	1	1	1	1	1	1	1	1	-	1263 364
		All	2	1	1	1	-	-	-	-	-	-	-	-	-	-	-	-	-	-	-	-	-	1261 183
23-31-119	COLLAR, Steering Post (use with 4 Speed Trans. and Fluid Drive) . . . . .	C, P	2, 3, 4	1	1	1	-	-	-	-	-	-	-	-	-	-	-	-	-	-	-	-	-	1263 364
		All	3, 4	1	1	1	-	-	-	-	-	-	-	-	-	-	-	-	-	-	-	-	-	1273 203
	(B-2-R, B-3-R, B-4-R except 229" W.B.) . . . . .	F, W, C	2, 3, 4	-	-	-	1	1	1	1	1	1	1	1	1	1	1	1	1	-	-	-	-	1263 364
	(B-2-R, B-3-R, B-4-R 229" W.B. only and all Export) . . . . .	F, W, C	2, 3, 4	-	-	-	-	-	-	-	-	-	-	-	-	-	-	-	1	1	1	1	1	1265 892
FLOOR PLUGS																								
23-32-36	PLUG, Underbody Fuel Gauge Inspection Hole Button . . . . .	C, P	1	1	1	1	1	-	1	-	-	-	-	1	-	1	-	1	1	1	1	-	-	1159 579
		C, P	2, 3, 4	1	1	1	1	1	1	1	-	-	-	1	-	1	-	1	1	1	1	1	1	1248 673
	Underbody Master Cylinder Inspection Hole Button . . . . .	C, P	2	1	1	1	1	1	1	1	-	-	-	1	-	1	-	1	1	1	1	1	1	1275 771
		C, P	3, 4	1	1	1	1	1	1	1	-	-	-	1	-	1	-	1	1	1	1	1	1	1248 673

SYMBOL LETTERS Indicate: F - Flat Face Cowl W - Windshield Cowl C - Cab P - Panel

★ Indicates use as required. Prices and specifications subject to change without notice.  
 □ Indicates parts not listed in any previous parts books.  
 Series No. (1 indicates B-1 Series) (2 indicates B-2 Series) (3 indicates B-3 Series) (4 indicates B-4 Series)  
 Where no Series No. is shown part is for B-1, B-2, B-3 and B-4 Series.  
 Page 23-29 Printed in U.S.A. December 31, 1952

CODE	PART NAME AND DESCRIPTION	SYMBOL LETTERS	SERIES NO.	MODEL CODES													PART NO.	
				B	C	D	F	G	H & HH	FM	GM	HM & HMM	J	JM	K	KM		R
<b>INSTRUMENT PANEL</b>																		
23-33-3	GRILLE, Radio Speaker . . .	W, C, P	-	1	1	1	1	1	1	1	1	1	1	1	1	1	1	1194 655
22-33-4	BEZEL, Radio Speaker Grille . . . . .	W, C, P	-	1	1	1	1	1	1	1	1	1	1	1	1	1	1	1260 775
23-33-8	COVER, Ash Receiver Opening . . . . .	W, C, P	3, 4	1	1	1	1	1	1	1	1	1	1	1	1	1	1	1271 224
22-33-15	COVER, Radio Holes . . . . .	W, C, P	1, 2	1	1	1	1	1	1	1	1	1	1	1	1	1	1	1197 717

(B-3-B up to serial No. 82271963, B-3-C up to serial No. 83376873, B-3-D up to serial No. 81451685, B-3-F up to serial No. 80401037, B-3-G up to serial No. 80093191, B-3-H, B-3-HH up to serial No. 82598831, B-3-J, B-3-K up to serial No. 82829925, B-3-R up to serial No. 81861939, B-3-T, B-3-V up to serial No. 81797153, B-3-R up to serial No. 8307473)

		W, C, P	3	1	1	1	1	1	1	-	1	1	1	1	1	1	1	1	1	1	1	1	1	1	1	1	1	1	1	1	1	1	1280 137	
23-33-86	MOULDING, Center Panel . . . . .	W, C, P	3, 4	1	1	1	1	1	1	-	1	1	1	1	1	1	1	1	1	1	1	1	1	1	1	1	1	1	1	1	1	1	1	1278 681
	(Export) . . . . .	W, C, P	4	1	1	1	1	1	1	-	1	1	1	1	1	1	1	1	1	1	1	1	1	1	1	1	1	1	1	1	1	1	1	1397 999
23-33-90	CLIP, Center Moulding . . . . .	W, C, P	3	3	3	3	3	3	3	-	3	3	3	3	3	3	3	3	3	3	3	3	3	3	3	3	3	3	3	3	3	3	3	1279 671
23-33-96	PLATE, Instrument Panel Name (Dodge) . . . . .	W, C, P	4	1	1	1	1	1	1	-	1	1	1	1	1	1	1	1	1	1	1	1	1	1	1	1	1	1	1	1	1	1	1	1386 452
23-33-100	RETAINER, Name Plate . . . . .	W, C, P	-	3	3	3	3	3	3	-	3	3	3	3	3	3	3	3	3	3	3	3	3	3	3	3	3	3	3	3	3	3	3	1332 597
23-33-117	FILLER, to Speedometer and Radio Speaker . . . . .	W, C, P	3, 4	2	2	2	2	2	2	-	2	2	2	2	2	2	2	2	2	2	2	2	2	2	2	2	2	2	2	2	2	2	2	1278 685
23-33-126	SCREW, Radio Speaker Filler (5/16" -18 - 1/2") . . . . .	W, C, P	3, 4	4	4	4	4	4	4	-	4	4	4	4	4	4	4	4	4	4	4	4	4	4	4	4	4	4	4	4	4	4	4	1278 823
<b>METAL PANELS</b>																																		
23-34-25	PANEL, Rear and Roof (w/o Rear Side Windows) (see note 9) . . . . .	C	1, 2	1	1	1	1	1	1	1	1	1	1	1	1	1	1	1	1	1	1	1	1	1	1	1	1	1	1	1	1	1	1	1279 085
	(see note 10) . . . . .	C	2, 3, 4	1	1	1	1	1	1	-	1	1	1	1	1	1	1	1	1	1	1	1	1	1	1	1	1	1	1	1	1	1	1	1279 084
	(w/Rear Side WINDOWS) . . . . .	C	-	1	1	1	1	1	1	1	1	1	1	1	1	1	1	1	1	1	1	1	1	1	1	1	1	1	1	1	1	1	1	1279 552
23-34-30	PANEL, Rear Lower . . . . .	P	1, 2	1	-	-	-	-	-	-	-	-	-	-	-	-	-	-	-	-	-	-	-	-	-	-	-	-	-	-	-	-	-	1096 828
		P	3, 4	1	-	-	-	-	-	-	-	-	-	-	-	-	-	-	-	-	-	-	-	-	-	-	-	-	-	-	-	-	-	1278 584
23-34-33	SIDE, Left . . . . .	P	1, 2	1	-	-	-	-	-	-	-	-	-	-	-	-	-	-	-	-	-	-	-	-	-	-	-	-	-	-	-	-	-	1275 725
		P	3, 4	1	-	-	-	-	-	-	-	-	-	-	-	-	-	-	-	-	-	-	-	-	-	-	-	-	-	-	-	-	-	1278 766
	Right . . . . .	P	1, 2	1	-	-	-	-	-	-	-	-	-	-	-	-	-	-	-	-	-	-	-	-	-	-	-	-	-	-	-	-	-	1097 848
		P	3, 4	1	-	-	-	-	-	-	-	-	-	-	-	-	-	-	-	-	-	-	-	-	-	-	-	-	-	-	-	-	-	1278 765
23-34-53	COVER, Side Inside Panel Inspection . . . . .	P	2, 3, 4	2	-	-	-	-	-	-	-	-	-	-	-	-	-	-	-	-	-	-	-	-	-	-	-	-	-	-	-	-	-	1278 868
23-34-55	PANEL, Side Lower, Left . . . . .	F, W, C	1, 2, 3	-	-	-	-	-	-	-	1	1	1	-	1	-	1	-	-	-	-	-	-	-	-	-	-	-	-	-	-	-	-	1197 144
		F, W, C	4	-	-	-	-	-	-	-	-	1	-	1	-	1	-	-	-	-	-	-	-	-	-	-	-	-	-	-	-	-	-	1398 724
	Right . . . . .	F, W, C	1, 2, 3	-	-	-	-	-	-	-	1	1	1	-	1	-	1	-	-	-	-	-	-	-	-	-	-	-	-	-	-	-	-	1197 143
		F, W, C	4	-	-	-	-	-	-	-	-	1	-	1	-	1	-	-	-	-	-	-	-	-	-	-	-	-	-	-	-	-	-	1398 723
23-34-56	WASHER, Side Lower Panel to Rear Panel Screw Lock . . . . .	F, W, C	-	-	-	-	-	-	-	-	6	6	6	-	6	-	6	-	-	-	-	-	-	-	-	-	-	-	-	-	-	-	-	1097 771
23-34-77	SHIELD, Side Inside Panel Rear Dust, Left . . . . .	P	-	1	-	-	-	-	-	-	-	-	-	-	-	-	-	-	-	-	-	-	-	-	-	-	-	-	-	-	-	-	-	1197 206
	Right . . . . .	P	-	1	-	-	-	-	-	-	-	-	-	-	-	-	-	-	-	-	-	-	-	-	-	-	-	-	-	-	-	-	-	1197 205
23-34-94	PANEL, Cowl Sill, Left . . . . .	F, W, C	-	-	-	-	-	-	-	-	1	1	1	-	1	-	1	-	-	-	-	-	-	-	-	-	-	-	-	-	-	-	-	1197 450
	Right . . . . .	F, W, C	-	-	-	-	-	-	-	-	1	1	1	-	1	-	1	-	-	-	-	-	-	-	-	-	-	-	-	-	-	-	-	1197 449

SYMBOL LETTERS Indicate: F - Flat Face Cowl W - Windshield Cowl C - Cab P - Panel

★ Indicates use as required. Prices and specifications subject to change without notice.  
 □ Indicates parts not listed in any previous parts books.  
 Series No. (1 indicates B-1 Series) (2 indicates B-2 Series) (3 indicates B-3 Series) (4 indicates B-4 Series)  
 Where no Series No. is shown part is for B-1, B-2, B-3 and B-4 Series.  
 December 31, 1952 Page 23-30 Printed in U.S.A.



CODE	PART NAME AND DESCRIPTION	SYMBOL LETTERS	SERIES NO.	MODEL CODES																PART NO.
				B	C	D	F	G	H & HH	FM	GM	HM & HHM	J	JM	K	KM	R	T	V	
FRONT SEAT																				
23-45-45	WASHER, Seat Back Panel to Cushion Pan Screw Lock . . . . .	P	-	6	-	-	-	-	-	-	-	-	-	-	-	-	-	-	1093 272	
23-45-107	NUT, Seat Cushion Pan Mounting Bracket Weld . . . . .	P	-	4	-	-	-	-	-	-	-	-	-	-	-	-	-	-	657 413	
23-45-138	J/NUT, Seat Front Support to Underbody Screw . . . . .	P	-	4	-	-	-	-	-	-	-	-	-	-	-	-	-	-	1096 644	
23-45-144	SUPPORT, Seat Front . . . . .	P	-	2	-	-	-	-	-	-	-	-	-	-	-	-	-	-	1197 535	
23-45-149	NUT, Rear Support Bracket to Cushion Pan Screw . . . . .	P	1	2	-	-	-	-	-	-	-	-	-	-	-	-	-	-	1197 429	
23-45-151	SCREW, Rear Support Bracket to Cushion Pan (5/16"-10 x 3/4") . . . . .	P	1	2	-	-	-	-	-	-	-	-	-	-	-	-	-	-	1096 643	
23-45-152	SCREW, Seat Screw Front Support to Underbody (5/16"-10 x 3/4") . . . . .	P	-	4	-	-	-	-	-	-	-	-	-	-	-	-	-	-	1096 643	
23-45-158	WASHER, Seat Rear Support to Regulator Screw Lock . . . . .	P	-	3	-	-	-	-	-	-	-	-	-	-	-	-	-	-	1093 272	
23-45-270	PIN, Seat Front Support Clevis . . . . .	P	-	2	-	-	-	-	-	-	-	-	-	-	-	-	-	-	556 906	
FRONT SEAT BACK CUSHION HINGE																				
23-46-3	HINGE . . . . .	C	1	2	2	2	2	-	2	2	-	2	2	2	2	2	2	2	1197 248	
23-46-6	PIN (split type) . . . . .	C	1	2	2	2	2	-	2	2	-	2	2	2	2	2	2	2	1162 193	
23-46-7	CLIP . . . . .	C	1	2	2	2	2	-	2	2	-	2	2	2	2	2	2	2	1162 194	
23-46-9	J/NUT, Screw . . . . .	C	1	4	4	4	4	-	4	4	-	4	4	4	4	4	4	4	1097 391	
SEAT REGULATOR																				
23-47-6	REGULATOR, Left (see note 3) . . . . .	C	1	1	1	1	1	-	1	1	-	1	1	1	1	1	1	1	1197 601	
	Left (see note 4) . . . . .	C	1	1	1	1	1	-	1	1	-	1	1	1	1	1	1	1	1275 441	
	Left . . . . .	C	2,3,4	1	1	1	1	1	1	1	-	1	1	1	1	1	1	1	1275 441	
	Left . . . . .	P	1,2	1	-	-	-	-	-	-	-	-	-	-	-	-	-	-	1197 036	
	Left . . . . .	P	3,4	1	-	-	-	-	-	-	-	-	-	-	-	-	-	-	1279 067	
	Right (see note 3) . . . . .	C	1	1	1	1	1	-	1	1	-	1	1	1	1	1	1	1	1197 600	
	Right (see note 4) . . . . .	C	1	1	1	1	1	-	1	1	-	1	1	1	1	1	1	1	1275 440	
	Right . . . . .	C	2,3,4	1	1	1	1	1	1	1	-	1	1	1	1	1	1	1	1275 440	
	Right . . . . .	P	1,2	1	-	-	-	-	-	-	-	-	-	-	-	-	-	-	1197 035	
	Right . . . . .	P	3,4	1	-	-	-	-	-	-	-	-	-	-	-	-	-	-	1279 066	
23-47-52	LEVER, Handle (see note 3) . . . . .	C	1	1	1	1	1	-	1	1	-	1	1	1	1	1	1	1	1199 011	
	(see note 4) . . . . .	C	1	1	1	1	1	-	1	1	-	1	1	1	1	1	1	1	1275 796	
			2,3,4	1	1	1	1	1	1	1	-	1	1	1	1	1	1	1	1275 796	
23-47-55	HANDLE (see note 3) . . . . .	C	1	1	1	1	1	-	1	1	-	1	1	1	1	1	1	1	1199 012	
	(see note 4) . . . . .	C	1	1	1	1	1	-	1	1	-	1	1	1	1	1	1	1	1275 795	
		C	2	1	1	1	1	1	1	1	-	1	1	1	1	1	1	1	1275 795	
		C	3,4	1	1	1	1	1	1	1	-	1	1	1	1	1	1	1	1277 749	

SYMBOL LETTERS Indicate: F - Flat Face Cowl W - Windshield Cowl C - Cab P - Panel

★ Indicates use as required. Prices and specifications subject to change without notice.  
 □ Indicates parts not listed in any previous parts books.  
 Series No. (1 indicates B-1 Series) (2 indicates B-2 Series) (3 indicates B-3 Series) (4 indicates B-4 Series)  
 Where no Series No. is shown part is for B-1, B-2, B-3 and B-4 Series.  
 December 31, 1952 Page 23-32 Printed in U.S.A.



CODE	PART NAME AND DESCRIPTION	SYMBOL LETTERS	SERIES NO.	MODEL CODES													PART NO.			
				B	C	D	F	G	H & HH	FM	GM	HM & HHM	J	JM	K	KM		R	T	V
<b>SEAT REGULATOR - Cont'd</b>																				
23-47-66	ROD, Control																			
	Left (see note 3) . . . . .	C	1	1	1	1	1	-	1	1	-	1	1	1	1	1	1	1	-	1199 384
	Left (see note 4) . . . . .	C	1	1	1	1	1	-	1	1	-	1	1	1	1	1	1	1	-	1275 798
	Left . . . . .	C	2,3,4	1	1	1	1	1	1	-	1	1	1	1	1	1	1	1	1	1275 798
	Right (see note 3) . . . . .	C	1	1	1	1	1	-	1	1	-	1	1	1	1	1	1	1	-	1199 010
	Right (see note 4) . . . . .	C	1	1	1	1	1	-	1	1	-	1	1	1	1	1	1	1	-	1275 797
	Right . . . . .	C	2,3,4	1	1	1	1	1	1	-	1	1	1	1	1	1	1	1	1	1275 797
	Tie . . . . .	P	-	1	-	-	-	-	-	-	-	-	-	-	-	-	-	-	-	1197 039
23-47-109	J/NUT to Cushion																			
	Pan Screw . . . . .	P	-	4	-	-	-	-	-	-	-	-	-	-	-	-	-	-	-	657 413
23-47-115	SPRING, Ratchet																			
	(see note 3) . . . . .	C,P	1	2	2	2	2	-	2	2	-	2	2	-	2	2	2	2	-	1199 829
	(see note 4) . . . . .	C,P	1	2	2	2	2	-	2	2	-	2	2	-	2	2	2	2	-	1275 455
		C	2,3,4	2	2	2	2	2	2	-	2	2	2	2	2	2	2	2	2	1275 455
		P	2,3,4	2	-	-	-	-	-	-	-	-	-	-	-	-	-	-	-	1199 829
<b>SILLS</b>																				
23-51-5	PANEL, Underbody Sill . .	C,P	1	2	2	2	2	-	2	2	-	2	2	2	2	2	2	2	-	1096 985
		C,P	2,3,4	2	2	2	2	2	2	-	-	-	2	-	2	-	2	2	2	1276 376
23-51-7	J/NUT, to Cowl Sill																			
	Panel Screw . . . . .	C,P	-	4	4	4	4	4	4	-	-	-	4	-	4	-	4	4	4	1097 391
<b>DRIP MOULDING</b>																				
23-59-46	MOULDING, Cowl Hinge																			
	Pillar Drip, Left . . . . .	W	-	1	1	1	1	1	1	1	1	1	1	1	1	1	1	1	1	1199 718
	Right . . . . .	W	-	1	1	1	1	1	1	1	1	1	1	1	1	1	1	1	1	1199 717
23-59-56	MOULDING, Roof Side																			
	Drip, Left . . . . .	C	-	1	1	1	1	1	1	1	1	1	1	1	1	1	1	1	1	1199 677
	Right . . . . .	C	-	1	1	1	1	1	1	1	1	1	1	1	1	1	1	1	1	1199 676
	Left . . . . .	P	-	1	-	-	-	-	-	-	-	-	-	-	-	-	-	-	-	1199 679
	Right . . . . .	P	-	1	-	-	-	-	-	-	-	-	-	-	-	-	-	-	-	1199 678
23-59-57	CLIP, Roof Side Drip																			
	Moulding . . . . .	P	-	2	-	-	-	-	-	-	-	-	-	-	-	-	-	-	-	1199 682
<b>COWL VENTILATOR</b>																				
23-61-29	LID . . . . .	All	-	1	1	1	1	1	1	1	1	1	1	1	1	1	1	1	1	1096 787
23-61-31	BRACE . . . . .	All	-	1	1	1	1	1	1	1	1	1	1	1	1	1	1	1	1	1096 786
23-61-33	SCREW, Brace to Instrument Panel (5/16"-10 x 1/2") . . . . .	All	1	1	1	1	1	1	1	1	1	1	1	1	1	1	1	1	1	1096 643
23-61-37	WASHER, Brace to Instrument Panel Screw Lock . . . . .	All	-	1	1	1	1	1	1	1	1	1	1	1	1	1	1	1	1	1097 771
23-61-40	SCREW, Hinge to Deflector, w/WASHER (No. 10-32 x 1/2") . . . . .	All	-	2	2	2	2	2	2	2	2	2	2	2	2	2	2	2	2	1197 130
23-61-43	SCREW, Handle Link Bracket, w/WASHER (No. 10-32 x 1/2") . . . . .	All	-	2	2	2	2	2	2	2	2	2	2	2	2	2	2	2	2	1197 130
23-61-65	HINGE . . . . .	All	-	1	1	1	1	1	1	1	1	1	1	1	1	1	1	1	1	1096 610

SYMBOL LETTERS Indicate: F - Flat Face Cowl W - Windshield Cowl C - Cab P - Panel

\* Indicates use as required. Prices and specifications subject to change without notice.  
 † Indicates parts not listed in any previous parts books.  
 Series No. (1 indicates B-1 Series) (2 indicates B-2 Series) (3 indicates B-3 Series) (4 indicates B-4 Series)  
 Where no Series No. is shown part is for B-1, B-2, B-3 and B-4 Series.  
 Page 23-33 Printed in U.S.A. December 31, 1952

CODE	PART NAME AND DESCRIPTION	SYMBOL LETTERS	SERIES NO.	MODEL CODES																PART NO.
				B	C	D	F	G	H & HH	FM	GM	HM & HHM	J	JM	K	KM	R	T	V	
COWL VENTILATOR - Cont'd																				
23-61-66	SCREW, Hinge Pivot (1/4"-28 x 5/8")	All	-	2	2	2	2	2	2	2	2	2	2	2	2	2	2	2	2	1096 795
23-61-68	WASHER, Hinge Pivot Screw Lock	All	-	2	2	2	2	2	2	2	2	2	2	2	2	2	2	2	2	1093 270
23-61-75	SPRING	All	-	1	1	1	1	1	1	1	1	1	1	1	1	1	1	1	1	747 290
23-61-110	WEATHERSTRIP	All	-	1	1	1	1	1	1	1	1	1	1	1	1	1	1	1	1	1097 091
23-61-132	TUBE, Drain	All	-	1	1	1	1	1	1	1	1	1	1	1	1	1	1	1	1	785 785
WEATHERSTRIP																				
23-63-33	WEATHERSEAL, Front Door Wheelhouse	C	1	-	-	-	-	-	-	1	-	1	-	1	-	1	-	-	-	1197 458
		C	2, 3, 4	-	-	-	-	-	-	-	2	2	-	2	-	2	-	-	-	1276 395
	Front Door Wheelhouse, Front Left	C	2, 3, 4	-	-	-	-	-	-	1	1	-	1	-	1	-	-	-	-	1276 419
	Right	C	2, 3, 4	-	-	-	-	-	-	1	1	-	1	-	1	-	-	-	-	1276 418
	WEATHERSEAL, Front Door Lower Rear Corner	C, P	1	2	2	2	2	-	2	2	-	2	2	2	2	2	2	2	-	1197 459
	Front Door Lower	C, P	1	2	2	2	2	-	2	-	-	-	2	-	2	-	2	2	2	1097 556
		C	1	-	-	-	-	-	-	2	-	2	-	2	-	-	-	-	-	1197 422
	Front Door Lower Rear Corner	C, P	2	2	2	2	2	2	2	-	-	-	2	-	2	-	2	2	2	1276 378
	Front Door Lower	C	2	-	-	-	-	-	-	2	2	-	2	-	2	-	-	-	-	1275 214
	Front Door Rear Corner, Left	C, P	3, 4	1	1	1	1	1	1	-	1	1	1	1	1	1	1	1	1	1279 768
	Right	C, P	3, 4	1	1	1	1	1	1	-	1	1	1	1	1	1	1	1	1	1279 767
	Front Door Lower	C, P	2	2	2	2	2	2	2	-	-	-	2	-	2	-	2	2	2	*1279 885
	Front Door Lower (B-3-B up to serial No. 82289310 Det. Built and up to 85319817 S. L. Built, B-3-C up to serial No. 83382810 Det. Built and up to serial No. 85513894 S. L. Built, B-3-D up to serial No. 81458736 Det. Built and up to 86011907 S. L. Built, B-3-F up to serial No. 80403591 Det. Built and up to 86514910 S. L. Built B-3-G up to serial No. 80097603 Det. Built and up to 86601944 S. L. Built, B-3-HH up to serial No. 82606360 Det. Built and up to 85603672 S. L. Built. B-3-J up to serial No. 82835344 Det. Built and up to 88601603 S. L. Built. B-3-R up to serial No. 81862446. B-3-T, B-3-V up to serial No. 81797800, B-3-Y up to serial No. 8303757)	C, P	3	2	2	2	2	2	2	-	-	-	2	-	2	-	2	2	2	*1279 885

SYMBOL LETTERS Indicate: F - Flat Face Cowl W - Windshield Cowl C - Cab P - Panel

★Indicates use as required.

Prices and specifications subject to change without notice.

☐Indicates parts not listed in any previous parts books.

Series No. (1 indicates B-1 Series) (2 indicates B-2 Series) (3 indicates B-3 Series) (4 indicates B-4 Series)

Where no Series No. is shown part is for B-1, B-2, B-3 and B-4 Series.

Printed in U.S.A.

April 20, 1953 Supersedes Dec. 31, 1952.

Page 23-34

\* Indicates change or addition.

CODE	PART NAME AND DESCRIPTION	SYMBOL LETTERS	SERIES NO.	MODEL CODES														PART NO.		
				B	C	D	F	G	H & HH	FM	GM	HM & HHM	J	JM	K	KM	R		T	V
SEAT REGULATOR - Cont'd																				
23-47-66	ROD, Control																			
	Left (see note 3) . . . . .	C	1	1	1	1	1	-	1	1	-	1	1	1	1	1	1	1	-	1199 384
	Left (see note 4) . . . . .	CC	1	1	1	1	1	-	1	1	-	1	1	1	1	1	1	1	-	1275 798
	Left . . . . .	CC	2, 3, 4	1	1	1	1	1	1	-	1	1	1	1	1	1	1	1	1	1275 798
	Right (see note 3) . . . . .	CC	1	1	1	1	1	-	1	1	-	1	1	1	1	1	1	1	-	1199 010
	Right (see note 4) . . . . .	C	1	1	1	1	1	-	1	1	-	1	1	1	1	1	1	1	-	1275 797
	Right . . . . .	CC	2, 3, 4	1	1	1	1	1	1	-	1	1	1	1	1	1	1	1	1	1275 797
	Tie . . . . .	P	-	1	-	-	-	-	-	-	-	-	-	-	-	-	-	-	-	1197 039
23-47-109	J/NUT to Cushion																			
	Pan Screw . . . . .	P	-	4	-	-	-	-	-	-	-	-	-	-	-	-	-	-	-	657 413
23-47-115	SPRING, Ratchet																			
	(see note 3) . . . . .	C, P	1	2	2	2	2	-	2	2	-	2	2	-	2	2	2	2	-	1199 829
	(see note 4) . . . . .	C, P	1	2	2	2	2	-	2	2	-	2	2	-	2	2	2	2	-	1275 455
		C	2, 3, 4	2	2	2	2	2	2	-	2	2	2	2	2	2	2	2	2	1275 455
		P	2, 3, 4	2	-	-	-	-	-	-	-	-	-	-	-	-	-	-	-	1199 829
SILLS																				
23-51-5	PANEL, Underbody Sill . .	C, P	1	2	2	2	2	-	2	2	-	2	2	2	2	2	2	2	-	1096 985
		C, P	2, 3, 4	2	2	2	2	2	2	-	-	-	2	-	2	-	2	2	2	1276 376
23-51-7	J/NUT, to Cowl Sill																			
	Panel Screw . . . . .	C, P	-	4	4	4	4	4	4	-	-	-	4	-	4	-	4	4	4	1097 391
DRIP MOULDING																				
23-59-46	MOULDING, Cowl Hinge																			
	Pillar Drip, Left . . . . .	W	-	1	1	1	1	1	1	1	1	1	1	1	1	1	1	1	1	1199 718
	Right . . . . .	W	-	1	1	1	1	1	1	1	1	1	1	1	1	1	1	1	1	1199 717
23-59-56	MOULDING, Roof Side																			
	Drip, Left . . . . .	C	-	1	1	1	1	1	1	1	1	1	1	1	1	1	1	1	1	1199 677
	Right . . . . .	C	-	1	1	1	1	1	1	1	1	1	1	1	1	1	1	1	1	1199 676
	Left . . . . .	P	-	1	-	-	-	-	-	-	-	-	-	-	-	-	-	-	-	1199 679
	Right . . . . .	P	-	1	-	-	-	-	-	-	-	-	-	-	-	-	-	-	-	1199 678
23-59-57	CLIP, Roof Side Drip																			
	Moulding . . . . .	P	-	2	-	-	-	-	-	-	-	-	-	-	-	-	-	-	-	1199 682
COWL VENTILATOR																				
23-61-29	LID . . . . .	All	-	1	1	1	1	1	1	1	1	1	1	1	1	1	1	1	1	1096 787
23-61-31	BRACE . . . . .	All	-	1	1	1	1	1	1	1	1	1	1	1	1	1	1	1	1	1096 786
23-61-33	SCREW, Brace to																			
	Instrument Panel (5/16"-																			
	10 x 1/2") . . . . .	All	1	1	1	1	1	1	1	1	1	1	1	1	1	1	1	1	1	1096 643
23-61-37	WASHER, Brace to																			
	Instrument Panel Screw																			
	Lock . . . . .	All	-	1	1	1	1	1	1	1	1	1	1	1	1	1	1	1	1	1097 771
23-61-40	SCREW, Hinge to																			
	Deflector, w/WASHER																			
	(No. 10-32 x 1/2") . . . .	All	-	2	2	2	2	2	2	2	2	2	2	2	2	2	2	2	2	1197 130
23-61-43	SCREW, Handle Link																			
	Bracket, w/WASHER																			
	(No. 10-32 x 1/2") . . . .	All	-	2	2	2	2	2	2	2	2	2	2	2	2	2	2	2	2	1197 130
23-61-65	HINGE . . . . .	All	-	1	1	1	1	1	1	1	1	1	1	1	1	1	1	1	1	1096 610

SYMBOL LETTERS Indicate: F - Flat Face Cowl W - Windshield Cowl C - Cab P - Panel

★Indicates use as required. Prices and specifications subject to change without notice.  
 □Indicates parts not listed in any previous parts books.  
 Series No. (1 indicates B-1 Series) (2 indicates B-2 Series) (3 indicates B-3 Series) (4 indicates B-4 Series)  
 Where no Series No. is shown part is for B-1, B-2, B-3 and B-4 Series.  
 Page 23-33 Printed in U.S.A. December 31, 1952

CODE	PART NAME AND DESCRIPTION	SYMBOL LETTERS	SERIES NO.	MODEL CODES														PART NO.		
				B	C	D	F	G	H & HH	FM	GM	HM & HHM	J	JM	K	KM	R		T	V
COWL VENTILATOR - Cont'd																				
23-61-66	SCREW, Hinge Pivot (1/4"-28 x 5/8") . . . . .	All	-	2	2	2	2	2	2	2	2	2	2	2	2	2	2	2	1096 795	
23-61-68	WASHER, Hinge Pivot Screw Lock . . . . .	All	-	2	2	2	2	2	2	2	2	2	2	2	2	2	2	2	1093 270	
23-61-75	SPRING . . . . .	All	-	1	1	1	1	1	1	1	1	1	1	1	1	1	1	1	747 290	
23-61-110	WEATHERSTRIP . . . . .	All	-	1	1	1	1	1	1	1	1	1	1	1	1	1	1	1	1097 091	
23-61-132	TUBE, Drain . . . . .	All	-	1	1	1	1	1	1	1	1	1	1	1	1	1	1	1	785 785	
WEATHERSTRIP																				
23-63-33	WEATHERSEAL, Front Door Wheelhouse . . . . .	C	1	-	-	-	-	-	-	1	-	1	-	1	-	-	-	-	1197 458	
		C	2,3,4	-	-	-	-	-	-	-	2	2	-	2	-	2	-	-	1276 395	
	Front Door Wheelhouse, Front Left . . . . .	C	2,3,4	-	-	-	-	-	-	1	1	-	1	-	1	-	-	-	1276 419	
	Right . . . . .	C	2,3,4	-	-	-	-	-	-	1	1	-	1	-	1	-	-	-	1276 418	
	WEATHERSEAL, Front Door Lower Rear Corner . . . . .	C, P	1	2	2	2	2	-	2	2	-	2	2	2	2	2	2	2	1197 459	
	Front Door Lower . . . . .	C, P	1	2	2	2	2	-	2	-	-	-	2	-	2	-	2	2	1097 556	
		C	1	-	-	-	-	-	-	2	-	2	-	2	-	-	-	-	1197 422	
	Front Door Lower Rear Corner . . . . .	C, P	2	2	2	2	2	2	2	-	-	-	2	-	2	-	2	2	1276 378	
	Front Door Lower . . . . .	C	2	-	-	-	-	-	-	2	2	-	2	-	2	-	-	-	1275 214	
	Front Door Rear Corner, Left . . . . .	C, P	3,4	1	1	1	1	1	1	-	1	1	1	1	1	1	1	1	1279 768	
	Right . . . . .	C, P	3,4	1	1	1	1	1	1	-	1	1	1	1	1	1	1	1	1279 767	
	Front Door Lower . . . . .	C, P	2,3	2	2	2	2	2	2	-	-	-	2	-	2	-	2	2	1279 885	
		C, P	4	2	2	2	2	2	2	-	-	-	2	-	2	-	2	2	1398 580	
		C	3	-	-	-	-	-	-	-	2	2	-	2	-	2	-	-	1279 886	
		C	4	-	-	-	-	-	-	-	2	2	-	2	-	2	-	-	1398 581	
	Front Door Lock Pillar (74" lgh.) . . . . .	C, P	1,2	2	2	2	2	2	2	2	2	2	2	2	2	2	2	2	1198 290	
	(66" lgh.) . . . . .	C, P	3,4	2	2	2	2	2	2	-	2	2	2	2	2	2	2	2	1198 974	
	Front Door Hinge Pillar, Lower, Left . . . . .	C, P	1	2	2	2	2	-	2	-	-	-	2	-	2	-	2	2	1197 646	
	Right . . . . .	C, P	1	2	2	2	2	-	2	-	-	-	2	-	2	-	2	2	1197 645	
	Front Door Hinge Pillar (51" lgh.) . . . . .	C, P	-	2	2	2	2	2	2	2	2	2	2	2	2	2	2	2	1276 305	
	Front Door Hinge Pillar, Lower, Left . . . . .	C	1	-	-	-	-	-	-	2	-	2	-	2	-	-	-	-	1197 708	
	Right . . . . .	C	1	-	-	-	-	-	-	2	-	2	-	2	-	-	-	-	1197 707	
	Front Door Hinge Pillar, Lower . . . . .	C	2,3,4	-	-	-	-	-	-	-	2	2	-	2	-	2	-	-	1276 055	
	Rear Door, Center (49 1/2" lgh.) . . . . .	P	-	1	-	-	-	-	-	-	-	-	-	-	-	-	-	-	1097 978	
	Rear Door, Left (92 5/8" lgh.) . . . . .	P	1,2	1	-	-	-	-	-	-	-	-	-	-	-	-	-	-	1097 980	
	Right (92 5/8" lgh.) . . . . .	P	1,2	1	-	-	-	-	-	-	-	-	-	-	-	-	-	-	1097 979	
	Rear Door (92 5/8" lgh.) . . . . .	P	3,4	2	-	-	-	-	-	-	-	-	-	-	-	-	-	-	1279 335	
23-63-73	STUD, Front Door Hinge Pillar, Lower . . . . .	C, P	-	8	8	8	8	8	8	8	8	8	8	8	8	8	8	8	8	898 621

SYMBOL LETTERS Indicate: F - Flat Face Cowl W - Windshield Cowl C - Cab P - Panel

★ Indicates use as required. Prices and specifications subject to change without notice.  
 † Indicates parts not listed in any previous parts books.  
 Series No. (1 indicates B-1 Series) (2 indicates B-2 Series) (3 indicates B-3 Series) (4 indicates B-4 Series)  
 Where no Series No. is shown part is for B-1, B-2, B-3 and B-4 Series.  
 December 31, 1952 Page 23-34 Printed in U.S.A.

CODE	PART NAME AND DESCRIPTION	SYMBOL LETTERS	SERIES NO.	MODEL CODES													PART NO.			
				B	C	D	F	G	H & HH	FM	GM	HM & HHM	J	JM	K	KM		R	T	V
WEATHERSTRIP Cont'd																				
23-63-33	WEATHERSEAL, (B-3-B after serial No. 82289310 Det. Built and after 85319817 S. L. Built B-3-C after serial No. 83382810 Det. Built and after 85513894 S. L. Built, B-3-D after serial No. 81458736 Det. Built and after 86011907 S. L. Built. B-3-F after serial No. 80403591 Det. Built and after 86514910 S. L. Built; B-3-G after serial No. 80097603 Det. Built and after 86601944 S. L. Built B-3-HH after serial No. 82606360 Det. Built and after 85603672 S. L. Built; B-3-J after serial No. 82835344 Det. built and after 88601603 S. L. Built; B-3-R after serial No. 81862446, B-3-T, B-3-V after serial No. 81797800; B-3-Y after serial No. 8303757)	C, P C, P C C	3 4 3 4	2 2 2 2	2 2 2 2	2 2 2 2	2 2 2 2	2 2 2 2	- - - -	- - 2 2	- 2 - 2	- 2 - 2	- 2 - 2	- 2 - 2	2 2 2 2	2 2 2 2	2 2 2 2	2 2 2 2	*1398 580 1398 580 1279 886 1398 581	
	Front Door Lock Pillar (66" lgh.)	C, P		2	2	2	2	2	2	-	2	2	2	2	2	2	2	2	2	1198 974
	Front Door Hinge Pillar, Lower, Left	C, P	1	2	2	2	2	-	2	-	-	2	-	2	-	2	2	2	-	1197 646
	Front Door Hinge Pillar (51" lgh.)	C, P	-	2	2	2	2	2	2	2	2	2	2	2	2	2	2	2	2	1276 305
	Front Door Hinge Pillar, Lower, Left	C	1	-	-	-	-	-	2	-	2	-	2	-	2	-	-	-	-	1197 708
	Front Door Hinge Pillar, Lower, Right	C	1	-	-	-	-	-	2	-	2	-	2	-	2	-	-	-	-	1197 707
	Front Door Hinge Pillar, Lower	C	2, 3, 4	-	-	-	-	-	-	2	2	-	2	-	2	-	-	-	-	1276 055
	Rear Door, Center (49 1/2" lgh.)	P	-	1	-	-	-	-	-	-	-	-	-	-	-	-	-	-	-	1097 978
	Rear Door, Left (92 5/8" lgh.)	P	1, 2	1	-	-	-	-	-	-	-	-	-	-	-	-	-	-	-	1097 980
	Rear Door, Right (92 5/8" lgh.)	P	1, 2	1	-	-	-	-	-	-	-	-	-	-	-	-	-	-	-	1097 979
	Rear Door (92 5/8" lgh.)	P	3, 4	2	-	-	-	-	-	-	-	-	-	-	-	-	-	-	-	1279 335
23-63-73	STUD, Front Door Hinge Pillar, Lower	C, P	-	8	8	8	8	8	8	8	8	8	8	8	8	8	8	8	8	898 621

SYMBOL LETTERS Indicate: F - Flat Face Cowl W - Windshield Cowl C - Cab P - Panel

★Indicates use as required.

☐Indicates parts not listed in any previous parts books.

Series No. (1 indicates B-1 Series) (2 indicates B-2 Series) (3 indicates B-3 Series) (4 indicates B-4 Series)

Where no Series No. is shown part is for B-1, B-2, B-3 and B-4 Series.

\* Indicates change or addition.

Prices and specifications subject to change without notice.



CODE	PART NAME AND DESCRIPTION	SYMBOL LETTERS	SERIES NO.	MODEL CODES														PART NO.	
				B	C	D	F	G	H & HH	FM	GM	HM & HHM	J	JM	K	KM	R		T
WEATHERSTRIP - Cont'd																			
23-63-97	WEATHERSTRIP, Front Door Outside Panel Glass, Left (use w/o ventilator type window) . . . . .	C, P	-	1	1	1	1	1	1	1	1	1	1	1	1	1	1	1	1097 652
	Right (use w/o ventilator type window) . . . . .	C, P	-	1	1	1	1	1	1	1	1	1	1	1	1	1	1	1	1097 651
	Left (use w/ventilator type window) . . . . .	C, P	-	1	1	1	1	1	1	1	1	1	1	1	1	1	1	1	1097 891
	Right (use w/ventilator type window) . . . . .	C, P	-	1	1	1	1	1	1	1	1	1	1	1	1	1	1	1	1097 890
	Rear Door Glass . . . . .	P	-	2	-	-	-	-	-	-	-	-	-	-	-	-	-	-	1097 835
23-63-100	WEATHERSTRIP, Rear Side Window Glass . . . . .	C	-	2	2	2	2	2	2	2	2	2	2	2	2	2	2	2	1096 609
23-63-112	WEATHERSTRIP, Rear Center Window Glass . . . . .	C	-	1	1	1	1	1	1	1	1	1	1	1	1	1	1	1	1096 608
23-63-126	WEATHERSTRIP, Ventilator Wing, Left . . . . .	C, P	-	1	1	1	1	1	1	1	1	1	1	1	1	1	1	1	1097 537
	Right . . . . .	C, P	-	1	1	1	1	1	1	1	1	1	1	1	1	1	1	1	1097 536
23-63-130	WEATHERSTRIP, Ventilator Window Division Bar, Left . . . . .	C, P	-	1	1	1	1	1	1	1	1	1	1	1	1	1	1	1	909 284
	Right . . . . .	C, P	-	1	1	1	1	1	1	1	1	1	1	1	1	1	1	1	909 314
23-63-133	BRACKET, Ventilator Wing Retainer Locking . . . . .	C, P	-	2	2	2	2	2	2	2	2	2	2	2	2	2	2	2	1197 015

WINDOWS

Note: Place orders for door and window glass direct with: Pittsburgh Plate Glass Co., Glass Warehouses or Stores. The above applies to glass only and not to assemblies which may include a frame, weatherstrip or any attaching part. Orders for this type of glass should be sent direct to Parts Plant serving your area.

23-64-6	BAR, Ventilator Window Division, Left . . . . .	C, P	-	1	1	1	1	1	1	1	1	1	1	1	1	1	1	1	909 279
	Right . . . . .	C, P	-	1	1	1	1	1	1	1	1	1	1	1	1	1	1	1	909 278
23-64-49	FRAME, Ventilator Wing, Left . . . . .	C, P	-	1	1	1	1	1	1	1	1	1	1	1	1	1	1	1	1097 521
	Right . . . . .	C, P	-	1	1	1	1	1	1	1	1	1	1	1	1	1	1	1	1097 520
23-64-50	RETAINER, Ventilator Wing, Left . . . . .	C, P	-	1	1	1	1	1	1	1	1	1	1	1	1	1	1	1	1097 528
	Right . . . . .	C, P	-	1	1	1	1	1	1	1	1	1	1	1	1	1	1	1	1097 527
23-64-110	WASHER, Ventilator Wing Lower Front Pivot Thrust . . . . .	C, P	-	4	4	4	4	4	4	4	4	4	4	4	4	4	4	4	1096 333
23-64-240	HINGE, Ventilator Wing Upper Male, Left . . . . .	C, P	-	1	1	1	1	1	1	1	1	1	1	1	1	1	1	1	1097 277
	Male, Right . . . . .	C, P	-	1	1	1	1	1	1	1	1	1	1	1	1	1	1	1	1097 276
	Female, Left . . . . .	C, P	-	1	1	1	1	1	1	1	1	1	1	1	1	1	1	1	1097 945
	Female, Right . . . . .	C, P	-	1	1	1	1	1	1	1	1	1	1	1	1	1	1	1	1097 944
23-64-241	PIVOT, Ventilator Wing Frame Lower, Left . . . . .	C, P	-	1	1	1	1	1	1	1	1	1	1	1	1	1	1	1	1097 641
	Right . . . . .	C, P	-	1	1	1	1	1	1	1	1	1	1	1	1	1	1	1	1097 640
23-64-244	STOP, Ventilator Wing Lower Pivot . . . . .	C, P	-	4	4	4	4	4	4	4	4	4	4	4	4	4	4	4	1096 790

SYMBOL LETTERS Indicate: F - Flat Face Cowl W - Windshield Cowl C - Cab P - Panel

★Indicates use as required.

Prices and specifications subject to change without notice.

□Indicates parts not listed in any previous parts books.

Series No. (1 indicates B-1 Series) (2 indicates B-2 Series) (3 indicates B-3 Series) (4 indicates B-4 Series)

Where no Series No. is shown part is for B-1, B-2, B-3 and B-4 Series.

CODE	PART NAME AND DESCRIPTION	SYMBOL LETTERS	SERIES NO.	MODEL CODES														PART NO.	
				B	C	D	F	G	H & HH	FM	GM	HM & HHM	J	JM	K	KM	R		T
WINDOWS - Cont'd																			
23-64-245	SPRING, Ventilator Wing Lower Pivot . . . . .	C, P	-	2	2	2	2	2	2	2	2	2	2	2	2	2	2	2	849 765
23-64-306	GLASS, Ventilator Wing . . . (heat absorbing) . . . . .	C, P	-	2	2	2	2	2	2	2	2	2	2	2	2	2	2	2	1097 538
23-64-308	GLASS, Front Door (use w/ventilator type window) . . . . .	C, P	4	2	2	2	2	2	2	-	-	2	2	2	2	2	2	2	⊠1398 360
	(use w/ventilator type window) (heat absorbing). . . . .	C, P	-	2	2	2	2	2	2	2	2	2	2	2	2	2	2	2	1096 982
	(use w/o ventilator type window) . . . . .	C, P	4	2	2	2	2	2	2	-	-	2	2	2	2	2	2	2	⊠1398 355
	(use w/o ventilator type window) (heat absorbing). . . . .	C, P	-	2	2	2	2	2	2	2	2	2	2	2	2	2	2	2	1097 823
	Rear Door . . . . .	P	4	2	2	2	2	2	2	-	-	2	2	2	2	2	2	2	⊠1398 349
	(heat absorbing) . . . . .	P	-	2	-	-	-	-	-	-	-	-	-	-	-	-	-	-	1096 983
23-64-310	GLASS, Rear Side Window, Left . . . . .	C	-	1	1	1	1	1	1	1	1	1	1	1	1	1	1	1	⊠1398 323
	Left (heat absorbing) . . . . .	C	-	1	1	1	1	1	1	-	-	1	1	1	1	1	1	1	1097 563
	Right . . . . .	C	-	1	1	1	1	1	1	1	1	1	1	1	1	1	1	1	⊠1398 380
	Right (heat absorbing) . . . . .	C	-	1	1	1	1	1	1	-	-	1	1	1	1	1	1	1	1097 562
23-64-314	GLASS, Rear Center Window (heat absorbing) . . . . .	C	-	1	1	1	1	1	1	1	1	1	1	1	1	1	1	1	⊠1398 379
		C	-	1	1	1	1	1	1	-	-	1	1	1	1	1	1	1	1097 273
		C	-	1	1	1	1	1	1	-	-	1	1	1	1	1	1	1	⊠1398 375
WINDSHIELD AND PARTS																			
23-66-29	BAR, Center (use w/o inside rear view mirror) . . . . .	W, C, P	-	1	1	1	1	1	1	1	1	1	1	1	1	1	1	1	1097 225
	Center (use with inside rear view mirror) . . . . .	W, C, P	-	1	1	1	1	1	1	1	1	1	1	1	1	1	1	1	1097 930
23-66-32	SCREW, Center Bar (No. 8 -15 x 1 1/8") . . . . .	W, C, P	1, 2	4	4	4	4	4	4	4	4	4	4	4	4	4	4	4	446 010
23-66-33	J/NUT, Center Bar Screw . . . . .	W, C, P	1, 2	4	4	4	4	4	4	4	4	4	4	4	4	4	4	4	1096 645
23-66-135	GLASS . . . . . (heat absorbing) . . . . .	W, C, P	-	2	2	2	2	2	2	2	2	2	2	2	2	2	2	2	1097 224
23-66-156	MOULDING, Center Bar . . . . .	W, C, P	4	2	2	2	2	2	2	-	-	2	2	2	2	2	2	2	⊠1398 345
23-66-163	RETAINER, Windshield Center Bar Moulding . . . . .	W, C, P	-	1	1	1	1	1	1	1	1	1	1	1	1	1	1	1	1097 227
23-66-235	WEATHERSTRIP, Glass . . . . .	W, C, P	-	1	1	1	1	1	1	1	1	1	1	1	1	1	1	1	1097 229
		W, C, P	-	1	1	1	1	1	1	1	1	1	1	1	1	1	1	1	1097 234

WINDSHIELD WIPER

Note: Electric windshield wipers are standard equipment on R, T, V, and Y models and extra equipment on all other models. Quantities listed are for dual installation.

23-67-1	ARM PACKAGE (11" to 14") . . . . .	W, C, P	1, 2	2	2	2	2	2	2	2	2	2	2	2	2	2	2	2	1263 571
23-67-2	BLADE PACKAGE (12") . . . . .	W, C, P	-	2	2	2	2	2	2	2	2	2	2	2	2	2	2	2	1253 398
23-67-5	ARM (electric) . . . . . (vacuum) . . . . .	W, C, P	1, 2	2	2	2	2	2	2	2	2	2	2	2	2	2	2	2	1261 443
		W, C, P	1, 2	2	2	2	2	2	2	2	2	2	2	2	-	-	-	-	1261 442

SYMBOL LETTERS Indicate: F - Flat Face Cowl W - Windshield Cowl C - Cab P - Panel

★Indicates use as required. Prices and specifications subject to change without notice.

⊠Indicates parts not listed in any previous parts books.

Series No. (1 indicates B-1 Series) (2 indicates B-2 Series) (3 indicates B-3 Series) (4 indicates B-4 Series)

Where no Series No. is shown part is for B-1, B-2, B-3 and B-4 Series.

December 31, 1952



CODE	PART NAME AND DESCRIPTION	SYMBOL LETTERS	SERIES NO.	MODEL CODES															PART NO.			
				B	C	D	F	G	H & HH	FM	GM	HM & HHM	J	JM	K	KM	R	T		V	Y	
23-67-5	ARM																					

Left (B-3-B up to serial No. 82249785 Det. Built and up to 85313211 S.L. Built. B-3-C up to serial No. 83370180 Det. Built and up to 85511752 S.L. Built. B-3-D up to serial No. 81444030 Det. Built and up to 86011011 S.L. Built. B-3-F up to serial No. 80396534 Det. Built and up to 85514511 S.L. Built. B-3-G up to serial No. 80085751 Det. Built and up to 86601383 S.L. Built. B-3-GM up to serial No. 83702064 Det. Built and up to 85801069 S.L. Built. B-3-HH up to serial No. 82587918 Det. Built and up to 85603035 S.L. Built. B-3-HHM up to serial No. 8742323 Det. Built and up to 88501141 S.L. Built. B-3-J, B-3-K up to serial No. 82823152 Det. Built and up to 88601172 S.L. Built. B-3-JM, B-3-KM up to serial No. 82952210 Det. Built and up to 88680141 S.L. Built. B-3-R up to serial No. 81861121. B-3-T, B-3-V up to serial No. 81795802. B-3-Y up to serial No. 8302881).

W, C, P	-	1	1	1	1	1	1	1	-	1	1	1	1	1	1	1	1	1	1	1	1	1	1273 277
---------	---	---	---	---	---	---	---	---	---	---	---	---	---	---	---	---	---	---	---	---	---	---	----------

Left (B-3-B after serial No. 82249785 Det. Built and after 85313211 S.L. Built. B-3-C after serial No. 83370180 Det. Built and after 85511752 S.L. Built. B-3-D after serial No. 81444030 Det. Built and after 86011011 S.L. Built. B-3-F after serial No. 80396534 Det. Built and after 85514511 S.L. Built. B-3-G after serial No. 80085751 Det. Built and after 86601383 S.L. Built. B-3-GM after serial No. 83702064 Det. Built and after 85801069 S.L. Built. B-3-HH after serial No. 82587918 Det. Built and after 85603035 S.L. Built. B-3-HHM after serial No. 8742323 Det. Built and after 88501141 S.L. Built. B-3-J, B-3-K after serial No. 82823152 Det. Built and after 88601172 S.L. Built. B-3-JM, B-3-KM after serial No. 82952210 Det. Built and after 88680141 S.L. Built. B-3-R after serial No. 81861121. B-3-T, B-3-V after serial No. 81795802. B-3-Y after serial No. 8302881)

W, C, P	3, 4	1	1	1	1	1	1	1	-	1	1	1	1	1	1	1	1	1	1	1	1	1	1274 051
---------	------	---	---	---	---	---	---	---	---	---	---	---	---	---	---	---	---	---	---	---	---	---	----------

Right (B-3-B up to serial No. 82249785 Det. Built and up to 85313211 S.L. Built. B-3-C up to serial No. 83370180 Det. Built and up to 85511752 S.L. Built. B-3-D up to serial No. 81444030 Det. Built and up to 86011011 S.L. Built. B-3-F up to serial No. 80396534 Det. Built and up to 85514511 S.L. Built. B-3-G up to serial No. 80085751 Det. Built and up to 86601383 S.L. Built. B-3-GM up to serial No. 83702064 Det. Built and up to 85801069 S.L. Built. B-3-HH up to serial No. 82587918 Det. Built and up to 85603035 S.L. Built. B-3-HHM up to serial No. 8742323 Det. Built and up to 88501141 S.L. Built. B-3-J, B-3-K up to serial No. 82823152 Det. Built and up to 88601172 S.L. Built. B-3-JM, B-3-KM up to serial No. 82952210 Det. Built and up to 88680141 S.L. Built. B-3-R up to serial No. 81861121. B-3-T, B-3-V up to serial No. 81795802, B-3-Y up to serial No. 8302881).

W, C, P	3	1	1	1	1	1	1	1	-	1	1	1	1	1	1	1	1	1	1	1	1	1	1273 276
---------	---	---	---	---	---	---	---	---	---	---	---	---	---	---	---	---	---	---	---	---	---	---	----------

SYMBOL LETTERS Indicate: F - Flat Face Cowl W - Windshield Cowl C - Cab P - Panel

★Indicates use as required. Prices and specifications subject to change without notice.  
 ☐Indicates parts not listed in any previous parts books.  
 Series No. (1 indicates B-1 Series) (2 indicates B-2 Series) (3 indicates B-3 Series) (4 indicates B-4 Series)  
 Where no Series No. is shown part is for B-1, B-2, B-3 and B-4 Series.  
 Printed in U.S.A. December 31, 1952  
 Page 23-37

CODE	PART NAME AND DESCRIPTION	SYMBOL LETTERS	SERIES NO.	MODEL CODES													PART NO.								
				B	C	D	F	G	H & HH	FM	GM	HM & HHM	J	JM	K	KM		R	T	V	Y				
23-67-5	ARM																								

Right (B-3-B after serial No. 82249785 Det. Built and after 85313211 S.L. Built. B-3-C after serial No. 83370180 Det. Built and after 85511752 S.L. Built. B-3-D after serial No. 81444030 Det. Built and after 86011011 S.L. Built. B-3-F after serial No. 80396534 Det. Built and after 85514511 S.L. Built. B-3-G after serial No. 80085751 Det. Built and after 86601383 S.L. Built. B-3-GM after serial No. 83702064 Det. Built and after 85801069 S.L. Built. B-3-HH after serial No. 82587918 Det. Built and after 85603035 S.L. Built. B-3-HHM after serial No. 8742323 Det. Built and after 88501141 S.L. Built. B-3-J, B-3-K after serial No. 82823152 Det. Built and after 88601172 S.L. Built. B-3-JM, B-3-KM after serial No. 82952210 Det. Built and after 88680141 S.L. Built. B-3-R after serial No. 81861121. B-3-T, B-3-V after serial No. 81795802. B-3-Y after serial No. 8302881).

		W, C, P	3, 4	1	1	1	1	1	1	1	-	1	1	1	1	1	1	1	1	1	1	1	1	1	1274 050
23-67-16	BRUSH and SPRING PACKAGE (motor) (electric)	W, C, P	-	1	1	1	1	1	1	1	1	1	1	1	1	1	1	1	1	1	1	1	1	1	1345 624
23-67-18	BRACKET, Motor Mounting (electric) (see note 5)	W, C, P	1	1	1	1	1	-	1	1	-	1	1	1	1	1	1	1	1	1	1	1	1	1	1261 020
	(see note 6)	W, C, P	1	1	1	1	1	-	1	1	-	1	1	1	1	1	1	1	1	1	1	1	1	1	1261 421
	(vacuum)	W, C, P	2, 3, 4	1	1	1	1	1	1	1	1	1	1	1	1	1	1	1	1	1	1	1	1	1	1261 421
23-67-19	SCREW, Motor Mounting Bracket	W, C, P	-	1	1	1	1	1	1	1	1	1	1	1	1	1	1	1	1	1	1	1	1	1	1260 766
23-67-20	GROMMET, Motor Mounting Bracket (electric)	W, C, P	-	4	4	4	4	4	4	4	4	4	4	4	4	4	4	4	4	4	4	4	4	4	1239 434
	Motor Mounting (see note 5)	W, C, P	-	4	4	4	4	4	4	4	4	4	4	4	4	4	4	4	4	4	4	4	4	4	1260 737
23-67-21	SUPPORT, Motor (electric) (see note 5)	W, C, P	1	2	2	2	2	2	2	-	2	2	2	2	2	2	2	2	2	2	2	2	2	2	872 397
23-67-25	BLADE (vacuum)	W, C, P	1	1	1	1	1	-	1	-	1	1	1	1	1	1	1	1	1	1	1	1	1	1	1261 033
23-67-35	CABLE, Motor Ground (specify by the inch) (electric)	W, C, P	1, 2	2	2	2	2	2	2	2	2	2	2	2	2	2	2	2	2	2	2	2	2	2	1345 641
23-67-41	CABLE, Fuel Gauge to Switch (specify by the inch) (electric)	W, C, P	-	*	*	*	*	*	*	*	*	*	*	*	*	*	*	*	*	*	*	*	*	*	385 573
23-67-48	COVER, Pivot	W, C, P	-	*	*	*	*	*	*	*	*	*	*	*	*	*	*	*	*	*	*	*	*	*	385 573
23-67-49	GASKET, Pivot	W, C, P	-	2	2	2	2	2	2	2	2	2	2	2	2	2	2	2	2	2	2	2	2	2	1194 585
23-67-61	GEAR, Left Hand (electric) (see note 6)	W, C, P	1	1	1	1	1	-	1	1	-	1	1	1	1	1	1	1	1	1	1	1	1	1	1262 345
	Right Hand (electric) (see note 6)	W, C, P	1	1	1	1	1	-	1	1	-	1	1	1	1	1	1	1	1	1	1	1	1	1	1262 346
	Left Hand (electric)	W, C, P	2, 3, 4	1	1	1	1	1	1	-	1	1	1	1	1	1	1	1	1	1	1	1	1	1	1262 345
	Right Hand (electric)	W, C, P	2, 3, 4	1	1	1	1	1	1	-	1	1	1	1	1	1	1	1	1	1	1	1	1	1	1262 346
23-67-62	KEY, Gear (electric)	W, C, P	-	2	2	2	2	2	2	2	2	2	2	2	2	2	2	2	2	2	2	2	2	2	1262 343
23-67-63	PLATE, Gear (electric) (see note 6)	W, C, P	1	1	1	1	1	-	1	-	1	1	1	1	1	1	1	1	1	1	1	1	1	1	1262 344
		W, C, P	2, 3, 4	1	1	1	1	1	1	1	1	1	1	1	1	1	1	1	1	1	1	1	1	1	1262 344

SYMBOL LETTERS Indicate: F - Flat Face Cowl W - Windshield Cowl C - Cab P - Panel

\*Indicates use as required.

□ Indicates parts not listed in any previous parts books.

Series No. (1 indicates B-1 Series) (2 indicates B-2 Series) (3 indicates B-3 Series) (4 indicates B-4 Series)

Where no Series No. is shown part is for B-1, B-2, B-3 and B-4 Series.

December 31, 1952

Prices and specifications subject to change without notice.

CODE	PART NAME AND DESCRIPTION	SYMBOL LETTERS	SERIES NO.	MODEL CODES														PART NO.	
				B	C	D	F	G	H & HH	FM	GM	HM & HHM	J	JM	K	KM	R		T
WINDSHIELD WIPER - Cont'd																			
23-67-64	WASHER, Gear (electric) (see note 6) . . . . .	W, C, P	1	1	1	1	1	-	1	-	1	1	1	1	1	1	1	1	1262 348
		W, C, P	2	1	1	1	1	1	1	-	1	1	1	1	1	1	1	1	1262 348
		W, C, P	3, 4	1	1	1	1	1	1	-	1	1	1	1	1	1	1	1	1390 520
23-67-72	PLUNGER (electric) . . . . .	W, C, P	3, 4	1	1	1	1	1	1	-	1	1	1	1	1	1	1	1	1390 521
23-67-79	LINK, Motor to Pivot (electric) (see note 5) . . . . .	W, C, P	1	2	2	2	2	-	2	2	-	2	2	2	2	2	2	2	1261 021
	(see note 6) . . . . .	W, C, P	1	2	2	2	2	-	2	2	-	2	2	2	2	2	2	2	1194 587
		W, C, P	2	2	2	2	2	-	2	2	2	2	2	2	2	2	2	2	1194 587
		W, C, P	3, 4	2	2	2	2	2	2	-	2	2	2	2	2	2	2	2	1272 410
	Motor to Pivot, Left (vacuum) . . . . .	W, C, P	3, 4	2	2	2	2	2	2	-	2	2	2	2	2	-	-	-	1273 263
	Right (vacuum) . . . . .	W, C, P	3, 4	2	2	2	2	2	2	-	2	2	2	2	2	-	-	-	1273 262
23-67-80	RETAINER, Motor to Pivot Link (electric) . . . . .	W, C, P	-	4	4	4	4	4	4	4	4	4	4	4	4	4	4	4	837 999
23-67-81	WASHER, Motor to Pivot (electric) . . . . .	W, C, P	-	8	8	8	8	8	8	8	8	8	8	8	8	8	8	8	659 998
23-67-86	PIVOT (electric) . . . . .	W, C, P	1, 2	2	2	2	2	2	2	-	2	2	2	2	2	2	2	2	1194 581
	w/Connecting LINK (vacuum) . . . . .	W, C, P	1, 2	2	2	2	2	2	2	-	2	2	2	2	2	-	-	-	1195 687
		W, C, P	3, 4	2	2	2	2	2	2	-	2	2	2	2	2	2	2	2	1272 371
23-67-87	NUT, Pivot Mounting (vacuum) . . . . .	W, C, P	1, 2	2	2	2	2	2	2	-	2	2	2	2	2	-	-	-	1195 684
23-67-88	RETAINER, Pivot Connecting Link (vacuum) . . . . .	W, C, P	1, 2	2	2	2	2	2	2	-	2	2	2	2	2	-	-	-	837 999
23-67-89	BUSHING, Pivot Connecting Link (vacuum) . . . . .	W, C, P	1, 2	2	2	2	2	2	2	-	2	2	2	2	2	-	-	-	1239 371
	GROMMET (electric) (see note 6) . . . . .	W, C, P	1	1	1	1	1	-	1	1	-	1	1	1	1	1	1	1	1154 359
		W, C, P	2, 3, 4	1	1	1	1	1	1	-	1	1	1	1	1	1	1	1	1154 359
23-67-95	WASHER, Crank Arm Spring (electric) (see note 8) . . . . .	W, C, P	1	2	2	2	2	-	2	2	-	2	2	2	2	2	2	2	1262 342
		W, C, P	2, 3, 4	2	2	2	2	2	2	-	2	2	2	2	2	2	2	2	1262 342
23-67-96	WASHER, Crank Arm Thrust (electric) (see note 8) . . . . .	W, C, P	1	4	4	4	4	-	4	4	-	4	4	4	4	4	4	4	1262 347
		W, C, P	2, 3, 4	4	4	4	4	4	4	-	4	4	4	4	4	4	4	4	1262 347
23-67-98	MOTOR (electric) (see note 5) . . . . .	W, C, P	1	1	1	1	1	-	1	1	-	1	1	1	1	1	1	1	974 467
	(see note 6) . . . . .	W, C, P	1	1	1	1	1	-	1	1	-	1	1	1	1	1	1	1	1261 036
		W, C, P	2	1	1	1	1	1	1	-	1	1	1	1	1	1	1	1	1261 036
		W, C, P	3, 4	1	1	1	1	1	1	-	1	1	1	1	1	1	1	1	1272 340
	(vacuum) . . . . .	W, C, P	1, 2	1	1	1	1	1	1	1	1	1	1	1	-	-	-	-	1260 762
		W, C, P	3, 4	1	1	1	1	1	1	-	1	1	1	1	-	-	-	-	1274 128
23-67-100	SPACER, Pivot (outer) (vacuum) . . . . .	W, C, P	1, 2	2	2	2	2	2	2	2	2	2	2	2	2	-	-	-	1194 594
23-67-103	ARM, Crank (electric) (see note 6) . . . . .	W, C, P	1, 2	2	2	2	2	2	2	2	2	2	2	2	2	2	2	2	1262 367
	(electric) . . . . .	W, C, P	3, 4	2	2	2	2	2	2	2	2	2	2	2	2	2	2	2	1390 519
23-67-106	ARMATURE (electric) (see note 6) . . . . .	W, C, P	-	1	1	1	1	-	1	1	-	1	1	1	1	1	1	1	1262 365

SYMBOL LETTERS Indicate: F - Flat Face Cowl W - Windshield Cowl C - Cab P - Panel

\* Indicates use as required. Prices and specifications subject to change without notice.  
 † Indicates parts not listed in any previous parts books.  
 Series No. (1 indicates B-1 Series) (2 indicates B-2 Series) (3 indicates B-3 Series) (4 indicates B-4 Series)  
 Where no Series No. is shown part is for B-1, B-2, B-3 and B-4 Series.  
 Page 23-39 Printed in U.S.A. December 31, 1952

CODE	PART NAME AND DESCRIPTION	SYMBOL LETTERS	SERIES NO.	MODEL CODES														PART NO.	
				B	C	D	F	G	H & HH	FM	GM	HM & HHM	J	JM	K	KM	R		T
WINDSHIELD WIPER - Cont'd																			
23-67-107	WASHER, Armature Thrust (electric) (.015) . . . . .	W, C, P	-	★	★	★	★	★	★	★	★	★	★	★	★	★	★	★	1262 353
	(.032) . . . . .	W, C, P	-	★	★	★	★	★	★	★	★	★	★	★	★	★	★	★	1262 354
	(.023) . . . . .	W, C, P	-	★	★	★	★	★	★	★	★	★	★	★	★	★	★	★	1262 355
23-67-110	LEAD (electric) (see note 6) . . . . .	W, C, P	1	1	1	1	1	-	1	1	-	1	1	1	1	1	1	1	1262 351
		W, C, P	2, 3, 4	1	1	1	1	1	1	-	1	1	1	1	1	1	1	1	1262 351
23-67-111	COIL, Field, Complete (electric) (see note 6) . . . . .	W, C, P	1	1	1	1	1	-	1	1	-	1	1	1	1	1	1	1	1262 360
		W, C, P	2, 3, 4	1	1	1	1	1	1	-	1	1	1	1	1	1	1	1	1262 360
	(see note 6) . . . . .	W, C, P	1	1	1	1	1	-	1	1	-	1	1	1	1	1	1	1	1262 361
		W, C, P	2, 3, 4	1	1	1	1	1	1	-	1	1	1	1	1	1	1	1	1262 361
	(see note 6) . . . . .	W, C, P	1	1	1	1	1	-	1	1	-	1	1	1	1	1	1	1	1262 362
		W, C, P	2, 3, 4	1	1	1	1	1	1	-	1	1	1	1	1	1	1	1	1262 362
23-67-112	PLATE, Cover (electric) . . . . .	W, C, P	-	1	1	1	1	1	1	-	1	1	1	1	1	1	1	1	1138 503
23-67-113	GASKET, Cover Plate (electric) (see note 6) . . . . .	W, C, P	1	1	1	1	1	-	1	1	-	1	1	1	1	1	1	1	1262 350
		W, C, P	2, 3, 4	1	1	1	1	1	1	-	1	1	1	1	1	1	1	1	1262 350
23-67-115	COVER, Switch (electric) (see note 6) . . . . .	W, C, P	1	1	1	1	1	-	1	1	-	1	1	1	1	1	1	1	1262 358
		W, C, P	2, 3, 4	1	1	1	1	1	1	-	1	1	1	1	1	1	1	1	1262 358
23-67-117	GROMMET, Switch Cover (electric) . . . . .	W, C, P	1	1	1	1	1	-	1	1	-	1	1	1	1	1	1	1	1262 359
23-67-118	INSULATION, Field Coil (electric) . . . . .	W, C, P	3	1	1	1	1	1	1	-	1	1	1	1	1	1	1	1	1345 490
		W, C, P	4	1	1	1	1	1	1	-	1	1	1	1	1	1	1	1	1499 153
23-67-120	HEAD, Commutator End (electric) (see note 6) . . . . .	W, C, P	1	1	1	1	1	-	1	1	-	1	1	1	1	1	1	1	1262 363
		W, C, P	2, 3, 4	1	1	1	1	1	1	-	1	1	1	1	1	1	1	1	1262 363
23-67-124	HEAD, Drive End (electric) (see note 6) . . . . .	W, C, P	1	1	1	1	1	-	1	1	-	1	1	1	1	1	1	1	1262 364
		W, C, P	2, 3, 4	1	1	1	1	1	1	-	1	1	1	1	1	1	1	1	1262 364
23-67-130	BOLT, Thru (electric) (see note 6) . . . . .	W, C, P	1	2	2	2	2	-	2	2	-	2	2	2	2	2	2	2	1262 341
		W, C, P	2, 3, 4	2	2	2	2	2	2	-	2	2	2	2	2	2	2	2	1262 341
23-67-139	GASKET, Pivot to Cover (electric) . . . . .	W, C, P	-	2	2	2	2	2	2	-	2	2	2	2	2	2	2	2	882 926
23-67-159	PLATE, Base, w/SWITCH (electric) (see note 6) . . . . .	W, C, P	1	1	1	1	1	-	1	1	-	1	1	1	1	1	1	1	1262 366
		W, C, P	2, 3, 4	1	1	1	1	1	1	-	1	1	1	1	1	1	1	1	1262 366
23-67-160	SWITCH (electric) . . . . .	W, C, P	-	1	1	1	1	1	1	-	1	1	1	1	1	1	1	1	898 571
23-67-161	NUT, Switch Mounting (electric) (see note 6) . . . . .	W, C, P	1	1	1	1	1	-	1	1	-	1	1	1	1	1	1	1	1195 698
		W, C, P	2, 3, 4	1	1	1	1	1	1	-	1	1	1	1	1	1	1	1	1195 698
23-67-162	WASHER, Switch Mounting Nut (electric) . . . . .	W, C, P	-	1	1	1	1	1	1	1	1	1	1	1	1	1	1	1	1194 598
	Control Mounting Nut (vacuum) . . . . .	W, C, P	1	1	1	1	1	-	1	1	-	1	1	1	1	-	-	-	1194 598
23-67-170	TUBE, Insulating (electric) (see note 6) . . . . .	W, C, P	1	1	1	1	1	-	1	1	-	1	1	1	1	1	1	1	1262 352
		W, C, P	2, 3, 4	1	1	1	1	1	1	-	1	1	1	1	1	1	1	1	1262 352
23-67-173	TUBE, (vacuum) (rubber) (specify by the foot) . . . . .	W, C, P	-	★	★	★	★	★	★	★	★	★	★	★	★	-	-	-	611 511

SYMBOL LETTERS Indicate: F - Flat Face Cowl W - Windshield Cowl C - Cab P - Panel

★ Indicates use as required.

Prices and specifications subject to change without notice.

☐ Indicates parts not listed in any previous parts books.

Series No. (1 indicates B-1 Series) (2 indicates B-2 Series) (3 indicates B-3 Series) (4 indicates B-4 Series)

Where no Series No. is shown part is for B-1, B-2, B-3 and B-4 Series.

Printed in U.S.A.

CODE	PART NAME AND DESCRIPTION	SYMBOL LETTERS	SERIES NO.	MODEL CODES																PART NO.		
				B	C	D	F	G	H & HH	FM	GM	HM & HHM	J	JM	K	KM	R	T	V		Y	
WINDSHIELD WIPER - Cont'd																						
23-67-174	TUBE, Manifold (vacuum).	W, C	-	-	-	-	-	-	-	1	1	1	-	1	-	1	-	-	-	-	-	861 579
	(vacuum).	W, C, P	-	1	1	1	1	1	1	-	-	-	1	-	1	-	-	-	-	-	-	861 575
23-67-175	NIPPLE, Manifold Tube (vacuum)	W, C, P	-	1	1	1	1	1	1	-	-	-	1	-	1	-	-	-	-	-	-	869 572
23-67-178	CLIP, Tube (vacuum)	W, C	-	-	-	-	-	-	-	1	1	1	-	1	-	1	-	-	-	-	-	1263 079
23-67-184	TUBE, to Fuel Pump (vacuum) (booster type for School Bus)	C	1, 2	-	-	-	1	1	1	-	-	-	1	-	1	-	-	-	-	-	-	861 577
23-67-188	CABLE, Control (vacuum).	W, C, P	1, 2	1	1	1	1	1	1	1	1	1	1	1	1	1	1	-	-	-	-	1260 751
	(vacuum).	W, C, P	3, 4	1	1	1	1	1	1	1	1	1	1	1	1	1	1	-	-	-	-	1274 146
23-67-189	NUT, Control Mounting (vacuum)	W, C, P	-	1	1	1	1	1	1	1	1	1	1	1	1	1	1	-	-	-	-	1195 698
23-67-194	KNOB, Switch (electric) (oblong)	W, C, P	1, 2, 3	1	1	1	1	1	1	1	1	1	1	1	1	1	1	1	1	1	1	1148 881
	(vacuum)(oblong)	W, C, P	1, 2, 3	1	1	1	1	1	1	1	1	1	1	1	1	1	1	1	1	1	1	1148 881
	(round)	W, C, P	3	1	1	1	1	1	1	-	1	1	1	1	1	1	1	1	1	1	1	1244 788
	(round)	W, C, P	4	1	1	1	1	1	1	-	1	1	1	1	1	1	1	1	1	1	1	1501 785
23-67-199	WASHER, Control Mounting Nut (vacuum)	W, C, P	-	1	1	1	1	1	1	1	1	1	1	1	1	1	1	-	-	-	-	1194 598
FRONT DOOR ARM REST																						
23-76-3	REST	C, P	3	2	2	2	2	2	2	-	2	2	2	2	2	2	2	2	2	2	2	1279 595
		C, P	4	2	2	2	2	2	2	-	2	2	2	2	2	2	2	2	2	2	2	1397 519
23-76-11	PAD	C	2	2	2	2	2	2	2	-	2	2	2	2	2	2	2	2	2	2	2	1096 211
23-76-15	SCREW (1/4"-28 x 2 1/4")	C, P	-	4	4	4	4	4	4	-	4	4	4	4	4	4	4	4	4	4	4	1397 348
23-76-16	NUT, to Door Screw	C, P	1, 2	4	4	4	4	4	4	4	4	4	4	4	4	4	4	4	4	4	-	1158 280
GRAB HANDLE																						
23-77-4	HANDLE (B-1-FM, B-1-HM up to serial No. 83509582 B-1-JM up to serial No. 8739300)	C	1	-	-	-	-	-	-	2	-	2	-	2	-	2	-	-	-	-	-	916 513
	B-1-FM, B-1-HM after serial No. 83509582 B-1-JM after serial No. 8739300)	C, P	-	2	2	2	2	2	2	2	2	2	2	2	2	2	2	2	2	2	2	1199 216
23-77-8	NUT, Reinforcement Weld.	C, P	-	8	8	8	8	8	8	8	8	8	8	8	8	8	8	8	8	8	8	657 411
HEADLINING AND LISTING																						
23-86-10	BOW, Roof No. 1, w/Dome Lamp BRACKET	P	-	1	-	-	-	-	-	-	-	-	-	-	-	-	-	-	-	-	-	1197 318
	Roof No. 1	P	-	1	-	-	-	-	-	-	-	-	-	-	-	-	-	-	-	-	-	1197 333
	Roof No. 2	P	-	1	-	-	-	-	-	-	-	-	-	-	-	-	-	-	-	-	-	1197 334
	Roof No. 3	P	-	1	-	-	-	-	-	-	-	-	-	-	-	-	-	-	-	-	-	1197 335
23-86-22	PANEL, Roof Trim (use w/dome lamp and rear side windows)	C	1, 2	1	1	1	1	1	1	1	1	1	1	1	1	1	1	1	1	1	1	1278 747
		C	3	1	1	1	1	1	1	-	1	1	1	1	1	1	1	1	1	1	1	1279 367
		C	4	1	1	1	1	1	1	-	1	1	1	1	1	1	1	1	1	1	1	1397 922

SYMBOL LETTERS Indicate: F - Flat Face Cowl W - Windshield Cowl C - Cab P - Panel

★Indicates use as required.

Prices and specifications subject to change without notice.

□Indicates parts not listed in any previous parts books.

Series No. (1 indicates B-1 Series) (2 indicates B-2 Series) (3 indicates B-3 Series) (4 indicates B-4 Series)

Where no Series No. is shown part is for B-1, B-2, B-3 and B-4 Series.

CODE	PART NAME AND DESCRIPTION	SYMBOL LETTERS	SERIES NO.	MODEL CODES																PART NO.
				B	C	D	F	G	H & HH	FM	GM	HM & HHM	J	JM	K	KM	R	T	V	
HEADLINING AND LISTING - Cont'd																				
23-86-22	PANEL (use w/o dome lamp and rear side windows).	C	1,2	1	1	1	1	1	1	1	1	1	1	1	1	1	1	1	1	1278 745
		C	3	1	1	1	1	1	1	-	1	1	1	1	1	1	1	1	1	1279 363
		C	4	1	1	1	1	1	1	-	-	1	1	1	1	1	1	1	1	⊠1397 918
	Roof Trim . . . . .	P	1,2	1	-	-	-	-	-	-	-	-	-	-	-	-	-	-	-	1197 571
		P	3	1	-	-	-	-	-	-	-	-	-	-	-	-	-	-	-	1279 370
		P	4	1	-	-	-	-	-	-	-	-	-	-	-	-	-	-	-	⊠1397 927
23-86-23	WASHER, Roof Trim Panel Screw Plain (chrome) . . . . . (nickel plated) . . . . .	C	-	2	2	2	2	2	2	2	2	2	2	2	2	2	2	2	2	1197 561
		C	-	2	2	2	2	2	2	2	2	2	2	2	2	2	2	2	2	1276 675
23-86-25	REINFORCEMENT, Trim Panel (imitation leather) (58" wide) . . . . . Roof Trim (imitation leather) (54" wide) . . .	C	1	★	★	★	★	-	★	★	-	★	★	★	★	★	★	★	-	1097 610
		C	2,3	★	★	★	★	★	★	-	★	★	★	★	★	★	★	★	★	1197 880
23-86-26	U/NUT, Trim Panel Screw . . . . .	C	1	2	2	2	2	-	2	2	-	2	2	2	2	2	2	2	-	1197 539
REAR TRIM PANEL																				
23-89-10	PANEL (use w/o rear side windows) . . . . .  (use w/rear side windows) . . . . .	C	1,2	1	1	1	1	1	1	1	1	1	1	1	1	1	1	1	1	1197 322
		C	3	1	1	1	1	1	1	-	1	1	1	1	1	1	1	1	1	1279 425
		C	4	1	1	1	1	1	1	-	-	1	1	1	1	1	1	1	1	⊠1397 915
		C	1,2	1	1	1	1	1	1	1	1	1	1	1	1	1	1	1	1	1197 324
		C	3	1	1	1	1	1	1	-	1	1	1	1	1	1	1	1	1	1279 550
		C	4	1	1	1	1	1	1	-	-	1	1	1	1	1	1	1	1	⊠1397 955
COWL TRIM PANEL																				
23-91-6	PANEL, Left, Assembly . Left . . . . . Left . . . . . Left . . . . .	W,C,P	1,2	1	1	1	1	1	1	1	1	1	1	1	1	1	1	1	1	1197 702
		W,C,P	1,2	1	1	1	1	1	1	1	1	1	1	1	1	1	1	1	1	1097 957
		W,C,P	3	1	1	1	1	1	1	-	1	1	1	1	1	1	1	1	1	1279 421
		W,C,P	4	1	1	1	1	1	1	-	-	1	1	1	1	1	1	1	1	⊠1397 911
23-91-6	PANEL, Right, Assembly. Right . . . . . Right . . . . . Right . . . . .	W,C,P	1,2	1	1	1	1	1	1	1	1	1	1	1	1	1	1	1	1	1197 701
		W,C,P	1,2	1	1	1	1	1	1	1	1	1	1	1	1	1	1	1	1	1097 956
		W,C,P	3	1	1	1	1	1	1	-	1	1	1	1	1	1	1	1	1	1279 420
		W,C,P	4	1	1	1	1	1	1	-	-	1	1	1	1	1	1	1	1	⊠1397 910
23-91-19	FASTENER, Panel (brown) . . . . . (maroon) . . . . .	W,C,P	-	6	6	6	6	6	6	6	6	6	6	6	6	6	6	6	6	1197 667
		W,C,P	4	6	6	6	6	6	6	-	-	6	6	6	6	6	6	6	6	⊠1397 967
FRONT DOOR TRIM PANEL																				
23-92-5	PANEL, Left (use w/o arm rest) . . . . . (see note 11) . . . . . (see note 12) . . . . .  Left (see note 11) . . . . . Left (see note 12) . . . . .	C,P	1,2	1	1	1	1	1	1	1	1	1	1	1	1	1	1	1	1	1197 483
		C,P	3	1	1	1	1	1	1	-	1	1	1	1	1	1	1	1	1	1278 648
		C,P	3	1	1	1	1	1	1	-	1	1	1	1	1	1	1	1	1	⊠1396 284
		C,P	4	1	1	1	1	1	1	-	-	1	1	1	1	-	-	-	-	⊠1397 931
		C	3	-	-	-	-	-	-	-	-	-	-	-	-	-	-	-	1	1278 652
		C	3	-	-	-	-	-	-	-	-	-	-	-	-	-	-	-	1	⊠1396 289

SYMBOL LETTERS Indicate: F - Flat Face Cowl W - Windshield Cowl C - Cab P - Panel

★Indicates use as required. Prices and specifications subject to change without notice.  
 ⊠Indicates parts not listed in any previous parts books.  
 Series No. (1 indicates B-1 Series) (2 indicates B-2 Series) (3 indicates B-3 Series) (4 indicates B-4 Series)  
 Where no Series No. is shown part is for B-1, B-2, B-3 and B-4 Series.  
 December 31, 1952 Page 23-42 Printed in U.S.A.

CODE	PART NAME AND DESCRIPTION	SYMBOL LETTERS	SERIES NO.	MODEL CODES														PART NO.	
				B	C	D	F	G	H & HH	FM	GM	HM & HHM	J	JM	K	KM	R		T
FRONT DOOR TRIM PANEL - Cont'd																			
23-92-5	PANEL																		
	Right (use w/o arm rest) . . . . .	C, P	1,2	1	1	1	1	1	1	1	1	1	1	1	1	1	1	1	1197 482
	(see note 11) . . . . .	C, P	3	1	1	1	1	1	1	-	1	1	1	1	1	1	1	1	1278 647
	(see note 12) . . . . .	C, P	3	1	1	1	1	1	1	-	1	1	1	1	1	1	1	1	⊠1396 283
	Right (see note 11) . . . . .	C, P	4	1	1	1	1	1	1	-	-	1	1	1	1	1	-	-	⊠1397 930
	Right (see note 12) . . . . .	C	3	-	-	-	-	-	-	-	-	-	-	-	-	-	-	-	1278 651
	Left (use w/arm rest) . . . . .	C, P	1,2	1	1	1	1	1	1	1	1	1	1	1	1	1	1	1	⊠1396 288
	(see note 11) . . . . .	C, P	3	1	1	1	1	1	1	-	1	1	1	1	1	1	1	1	1197 487
	(see note 12) . . . . .	C, P	3	1	1	1	1	1	1	-	1	1	1	1	1	1	1	1	1278 652
	Right (use w/arm rest) . . . . .	C, P	4	1	1	1	1	1	1	-	1	1	1	1	1	1	1	1	⊠1396 289
	(see note 11) . . . . .	C, P	1,2	1	1	1	1	1	1	1	1	1	1	1	1	1	1	1	⊠1397 935
	(see note 12) . . . . .	C, P	3	1	1	1	1	1	1	-	1	1	1	1	1	1	1	1	1197 486
	Right (use w/arm rest) . . . . .	C, P	3	1	1	1	1	1	1	-	1	1	1	1	1	1	1	1	1278 651
	(see note 11) . . . . .	C, P	3	1	1	1	1	1	1	-	1	1	1	1	1	1	1	1	⊠1396 288
	(see note 12) . . . . .	C, P	4	1	1	1	1	1	1	-	-	1	1	1	1	1	1	1	⊠1397 934
23-92-8	FASTENER (brown) . . . . .	C, P	-	★	★	★	★	★	★	★	★	★	★	★	★	★	★	★	1197 667
WINDSHIELD VISOR																			
23-103-3	PANEL . . . . .	C, P	1,2	2	2	2	2	2	2	2	2	2	2	2	2	2	2	2	1277 064
		C, P	3	2	2	2	2	2	2	-	2	2	2	2	2	2	2	2	1279 145
		C, P	4	2	2	2	2	2	2	-	-	2	2	2	2	2	2	2	⊠1397 943
23-103-7	CLIP, Panel Corner (chr.-pltd.) . . . . .	C, P	1,2,3	2	2	2	2	2	2	2	2	2	2	2	2	2	2	2	480 215
	(cop.-pltd.) . . . . .	C, P	4	2	2	2	2	2	2	-	-	2	2	2	2	2	2	2	⊠1395 989
23-103-10	ARM, Left . . . . .	C, P	1,2	1	1	1	1	1	1	1	1	1	1	1	1	1	1	1	1277 066
		C, P	3	1	1	1	1	1	1	-	1	1	1	1	1	1	1	1	1279 150
		C, P	4	1	1	1	1	1	1	-	-	1	1	1	1	1	1	1	⊠1397 945
	Right . . . . .	C, P	1,2	1	1	1	1	1	1	1	1	1	1	1	1	1	1	1	1277 065
		C, P	3	1	1	1	1	1	1	-	1	1	1	1	1	1	1	1	1279 149
		C, P	4	1	1	1	1	1	1	-	-	1	1	1	1	1	1	1	⊠1397 944
23-103-16	BRACKET, Arm, Left . . . . .	C, P	1,2	1	1	1	1	1	1	1	1	1	1	1	1	1	1	1	593 789
	Right . . . . .	C, P	1,2	1	1	1	1	1	1	1	1	1	1	1	1	1	1	1	593 788
23-103-17	SPRING, Arm . . . . .	C, P	1,2	1	1	1	1	1	1	1	1	1	1	1	1	1	1	1	466 410
23-103-18	WASHER, Arm . . . . .	C, P	1,2	1	1	1	1	1	1	1	1	1	1	1	1	1	1	1	466 411
		C, P	3,4	1	1	1	1	1	1	-	1	1	1	1	1	1	1	1	748 108
FRONT SEAT TRIM																			
23-108-2	SEAT (driver's) . . . . .	P	1,2	1	-	-	-	-	-	-	-	-	-	-	-	-	-	-	1097 601
	(driver's) . . . . .	P	3	1	-	-	-	-	-	-	-	-	-	-	-	-	-	-	1278 844
	(driver's) . . . . .	P	4	1	-	-	-	-	-	-	-	-	-	-	-	-	-	-	⊠1397 970
	(passenger) . . . . .	P	1,2	1	-	-	-	-	-	-	-	-	-	-	-	-	-	-	1197 657
	(passenger) . . . . .	P	3	1	-	-	-	-	-	-	-	-	-	-	-	-	-	-	1278 846
	(passenger) . . . . .	P	4	1	-	-	-	-	-	-	-	-	-	-	-	-	-	-	⊠1397 978
23-108-4	CUSHION, Seat (standard) . . . . .	C	1	1	1	1	1	-	1	1	-	1	1	1	1	1	1	1	1197 163
	(standard) . . . . .	C	2	1	1	1	1	1	1	-	1	1	1	1	1	1	1	1	1275 430
	(standard) . . . . .	C	3	1	1	1	1	1	1	-	1	1	1	1	1	1	1	1	1278 832
	(standard) . . . . .	C	4	1	1	1	1	1	1	-	-	1	1	1	1	1	1	1	⊠1396 682
	(standard) . . . . .	C	3	-	-	-	-	-	-	-	-	-	-	-	-	1	1	1	1278 834
	(standard) . . . . .	C	4	-	-	-	-	-	-	-	-	-	-	-	-	1	1	1	⊠1396 695
	(w/Tulatex PAD) . . . . .	C	2	1	1	1	1	1	1	-	1	1	1	1	1	1	1	1	1275 431

SYMBOL LETTERS Indicate: F - Flat Face Cowl W - Windshield Cowl C - Cab P - Panel

★Indicates use as required. Prices and specifications subject to change without notice.  
 ⊠Indicates parts not listed in any previous parts books.  
 Series No. (1 indicates B-1 Series) (2 indicates B-2 Series) (3 indicates B-3 Series) (4 indicates B-4 Series)  
 Where no Series No. is shown part is for B-1, B-2, B-3 and B-4 Series.  
 Page 23-43 Printed in U.S.A. December 31, 1953

CODE	PART NAME AND DESCRIPTION	SYMBOL LETTERS	SERIES NO.	MODEL CODES														PART NO.	
				B	C	D	F	G	H & HH	FM	GM	HM & HHM	J	JM	K	KM	R		T
FRONT SEAT TRIM - Cont'd																			
23-108-4	CUSHION																		
	(w/Air Foam PAD) . . . .	C	1	1	1	1	1	-	1	1	-	1	1	1	1	1	1	1	1197 595
	(w/Air Foam PAD) . . . .	C	2	1	1	1	1	1	-	1	1	1	1	1	1	1	1	1	1275 710
	(w/Air Foam PAD) . . . .	C	3	1	1	1	1	1	1	-	1	1	1	1	1	1	1	1	1278 843
	(w/Air Foam PAD) . . . .	C	4	1	1	1	1	1	1	-	1	1	1	1	1	1	1	1	⊠1397 052
	(driver's) . . . . .	P	1,2	1	-	-	-	-	-	-	-	-	-	-	-	-	-	-	1097 606
	(driver's) . . . . .	P	3	1	-	-	-	-	-	-	-	-	-	-	-	-	-	-	1278 849
	(driver's) . . . . .	P	4	1	-	-	-	-	-	-	-	-	-	-	-	-	-	-	⊠1397 973
	(passenger) . . . . .	P	1,2	1	-	-	-	-	-	-	-	-	-	-	-	-	-	-	1197 401
	(passenger) . . . . .	P	4	1	-	-	-	-	-	-	-	-	-	-	-	-	-	-	⊠1397 980
23-108-5	COVER, Cushion (58" width) (imitation leather)	C	1,2	1	1	1	1	1	1	1	1	1	1	1	1	1	1	1	1278 830
		C	3	1	1	1	1	1	1	-	1	1	1	1	1	1	1	1	1278 840
		C	4	1	1	1	1	1	1	-	1	1	1	1	1	1	1	1	⊠1396 684
	(imitation leather) . . . .	P	1,2	1	-	-	-	-	-	-	-	-	-	-	-	-	-	-	1097 609
		P	3	1	-	-	-	-	-	-	-	-	-	-	-	-	-	-	1278 851
		P	4	1	-	-	-	-	-	-	-	-	-	-	-	-	-	-	⊠1397 984
23-108-12	CUSHION, Seat Back																		
	(standard) . . . . .	C	1	1	1	1	1	-	1	1	-	1	1	1	1	-	-	-	1197 156
	(standard) . . . . .	C	2	1	1	1	1	1	1	-	1	1	1	1	1	-	-	-	1275 427
	(standard) . . . . .	C	3	1	1	1	1	1	1	-	1	1	1	1	1	-	-	-	1278 831
	(standard) . . . . .	C	4	1	1	1	1	1	1	-	1	1	1	1	1	-	-	-	⊠1396 681
	(w/Tulatex PAD) . . . . .	C	1	1	1	1	1	-	1	1	-	1	1	1	1	1	1	1	1197 162
	(w/Tulatex PAD) . . . . .	C	2	1	1	1	1	1	1	-	1	1	1	1	1	1	1	1	1275 428
	(w/Curled Hair PAD) . . . .	C	3	1	1	1	1	1	1	-	1	1	1	1	1	1	1	1	1278 833
	(w/Curled Hair PAD) . . . .	C	4	1	1	1	1	1	1	-	1	1	1	1	1	-	-	-	⊠1396 694
	(standard) . . . . .	C	4	-	-	-	-	-	-	-	-	-	-	-	-	1	1	1	⊠1396 694
	BACK, Seat . . . . .	P	1,2	1	-	-	-	-	-	-	-	-	-	-	-	-	-	-	1097 603
		P	3	1	-	-	-	-	-	-	-	-	-	-	-	-	-	-	1279 494
		P	4	1	-	-	-	-	-	-	-	-	-	-	-	-	-	-	⊠1397 972
	CUSHION, Seat Back . . . .	P	1,2	1	-	-	-	-	-	-	-	-	-	-	-	-	-	-	1097 604
		P	3	1	-	-	-	-	-	-	-	-	-	-	-	-	-	-	1278 848
		P	4	1	-	-	-	-	-	-	-	-	-	-	-	-	-	-	⊠1396 700
23-108-16	COVER, Back Cushion (58" width) (imitation leather) . . . . .	C	1,2	1	1	1	1	1	1	1	1	1	1	1	1	1	1	1	1278 829
		C	3	1	1	1	1	1	1	-	1	1	1	1	1	1	1	1	1278 839
		C	4	1	1	1	1	1	1	-	1	1	1	1	1	1	1	1	⊠1396 683
		P	1,2	1	-	-	-	-	-	-	-	-	-	-	-	-	-	-	1097 605
		P	3	1	-	-	-	-	-	-	-	-	-	-	-	-	-	-	1278 850
		P	4	1	-	-	-	-	-	-	-	-	-	-	-	-	-	-	⊠1396 703
WELT AND FILLER																			
23-113-12	FILLER, Front Door Glass Lower Channel (for ventilator type window) . . . . .	C,P	-	2	2	2	2	2	2	2	2	2	2	2	2	2	2	2	1097 867
	(for non-ventilator type window) . . . . .	C,P	-	2	2	2	2	2	2	2	2	2	2	2	2	2	2	2	1197 329
23-113-50	WELT, Windshield Garnish Moulding . . . . .	C,P	1,2	2	2	2	2	2	2	2	2	2	2	2	2	2	2	2	1199 463

SYMBOL LETTERS Indicate: F - Flat Face Cowl W - Windshield Cowl C - Cab P - Panel

★Indicates use as required.

Prices and specifications subject to change without notice.

⊠Indicates parts not listed in any previous parts books.

Series No. (1 indicates B-1 Series) (2 indicates B-2 Series) (3 indicates B-3 Series) (4 indicates B-4 Series)

Where no Series No. is shown part is for B-1, B-2, B-3 and B-4 Series.

Printed in U.S.A.



CODE	PART NAME AND DESCRIPTION	SYMBOL LETTERS	SERIES NO.	MODEL CODES														PART NO.	
				B	C	D	F	G	H & HH	FM	GM	HM & HHM	J	JM	K	KM	R		T
WELT AND FILLER - Cont'd																			
23-113-73	FILLER, Side Panel to Running Board (up to serial No. 82071319 Det. Built and up to 9230360 L. A. Built). . . . .	P	1	*	-	-	-	-	-	-	-	-	-	-	-	-	-	-	1097 571
23-113-74	STUD, Side Panel to Running Board Filler (up to serial No. 82071319 Det. Built and up to 9230360 L. A. Built). . . . .	P	1	10	-	-	-	-	-	-	-	-	-	-	-	-	-	-	898 621
TRIMMING MATERIAL																			
23-114-15	LEATHER, Cushion Cover (54" wide) (imitation) . . .	C, P	1, 2	*	*	*	*	*	*	*	*	*	*	*	*	*	*	*	1197 880
		C, P	3	*	*	*	*	*	*	-	*	*	*	*	*	*	*	*	1278 841
		C, P	4	*	*	*	*	*	*	-	-	*	*	*	*	*	*	*	1396 685
FASTENERS AND CLIPS																			
23-115-6	FASTENER, Seat and Seat Back Cushion Support . . .	C, P	-	*	*	*	*	*	*	*	*	*	*	*	*	*	*	*	741 923
	Door Weatherseal . . . . .	C, P	-	*	*	*	*	*	*	*	*	*	*	*	*	*	*	*	1097 557
	Trim Panel (brown) . . . . .	C, P	1, 2	*	*	*	*	*	*	*	*	*	*	*	*	*	*	*	1197 667
	Trim Panel (tan) . . . . .	C, P	3	*	*	*	*	*	*	-	*	*	*	*	*	*	*	*	1279 345
	Trim Panel (gray) . . . . .	C, P	4	*	*	*	*	*	*	-	-	*	*	*	*	*	*	*	1397 968
23-115-8	CLIP, Seat and Seat Back Cushion Cover . . . . .	C, P	-	*	*	*	*	*	*	*	*	*	*	*	*	*	*	*	708 267

SYMBOL LETTERS Indicate: F - Flat Face Cowl W - Windshield Cowl C - Cab P - Panel

★ Indicates use as required. Prices and specifications subject to change without notice.  
 □ Indicates parts not listed in any previous parts books.  
 Series No. (1 indicates B-1 Series) (2 indicates B-2 Series) (3 indicates B-3 Series) (4 indicates B-4 Series)  
 Where no Series No. is shown part is for B-1, B-2, B-3 and B-4 Series.  
 Page 23-45 Printed in U.S.A. December 31, 1952

CODE	PART NAME AND DESCRIPTION	SERIES NO.	MODEL CODES			PART NO.
			B	C	D	

## EXPRESS BODY

**MODELS**

**BODY DIMENSIONS**

B-1-B, B-2-B, B-3-B, B-4-B	(49" x 78") (low type box 17" high) (high type box 22 1/2" high)
B-1-C116, B-1-D116, B-2-C116, B-2-D116	
B-3-C116, B-3-D116, B-4-B116, B-4-C116, B-4-D116	(54" x 90") (low type box 19 3/16" high) (high type box 22 7/16" high)
B-1-D126, B-2-D126, B-3-D126, B-4-D126	(54" x 108") (low type box 19 3/16" high) (high type box 22 7/16" high)

**TOE AND FLOOR BOARDS**

23-04-205 STRIP, Skid	1, 2, 3	5	-	-	1275 875
	4	7	-	-	⊠1398 110
(116" W.B.) (high type box)	1, 2	-	5	5	1275 877
(B-3-C up to serial No. 83370619 Det. Built and up to 85511828 S.L. Built. B-3-D up to serial No. 81444584 Det. Built and up to 86011201 S.L. Built.)	3	-	5	5	1275 877
(B-3-C after serial No. 83370619 Det. Built and after 85511828 S.L. Built. B-3-D after serial No. 81444584 Det. Built and after 86011201 S.L. Built.)	3	-	5	5	1279 246
(116" W.B.) (low type box)	3	-	5	5	1279 246
(116" W.B.) (high and low type box)	4	7	7	7	⊠1398 112
(126" W.B.)	1, 2, 3	-	-	5	1275 879
(126" W.B.)	4	-	-	7	⊠1398 114
23-04-206 WASHER, Plain (1 1/2" O.D. 25/64" I.D.)	3, 4	★	★	★	1239 880

**BODY HOLD-DOWN BOLTS**

23-05-1 BOLT (1/2"-20 x 4 1/8")	-	6	6	6	966 554
23-05-4 PLATE (3" diam. with 3/4" hole)	1, 2, 3	6	6	8	797 273
(9/16" square punch hole)	4	6	6	8	⊠1398 245
23-05-42 SPACER, Body to Frame (B-1-B after serial No. 82086165, B-1-C after serial No. 83322291, B-1-D after serial No. 81265693)	1	1	1	1	1275 025
	2, 3, 4	1	1	1	1275 025

**SUPPORT**

23-07-332 SUPPORT, Side Panel Rear, Left (high type box)	2, 3	1	1	1	1199 401
Right	2, 3	1	1	1	1199 400
Left (low type box)	2, 3	1	1	1	1276 241
Right	2, 3	1	1	1	1276 240
23-07-342 WASHER, Lock	2, 3	★	★	★	1093 885

**PADS AND INSULATOR**

23-31-32 INSULATOR, Floor Board Tail Pipe	-	1	1	1	715 388
23-31-53 PAD, Body to Frame	-	2	2	2	890 241

**METAL PANELS**

23-34-12 PANEL, Front (low type box)	2, 3	1	-	-	1276 219
	4	1	1	1	⊠1398 045
(high type box)	1, 2, 3	1	-	-	1097 791
	4	1	-	-	⊠1398 050
	1, 2, 3	-	1	1	1097 792
	4	-	1	1	⊠1398 055
23-34-47 WASHER, Front Panel to Floor Bolt Lock	3, 4	★	★	★	1097 771
23-34-54 SPACER, Side Panel Tie Rod	2, 3, 4	6	6	6	669 896

★Indicates use as required.

Prices and specifications subject to change without notice.

⊠Indicates parts not listed in any previous parts books.

Series No. (1 indicates B-1 Series) (2 indicates B-2 Series) (3 indicates B-3 Series) (4 indicates B-4 Series)

Where no Series No. is shown part is for B-1, B-2, B-3 and B-4 Series.

Printed in U.S.A.

CODE	PART NAME AND DESCRIPTION	SERIES NO.	MODEL CODES			PART NO.
			B	C	D	
<b>METAL PANELS - Cont'd</b>						
23-34-55	PANEL, Body Side, Left (high type box)	1, 2, 3	1	-	-	1097 686
		4	1	-	-	1398 128
	Right (high type box)	1, 2, 3	1	-	-	1097 685
		4	1	-	-	1398 127
	Left (low type box)	2, 3	1	-	-	1276 225
	Left (low type box)	2, 3	1	-	-	1276 225
		4	1	-	-	1398 136
	Right (low type box)	2, 3	1	-	-	1276 224
		4	1	-	-	1398 135
	Left (high type box) (116" W.B.)	1, 2, 3	-	1	1	1097 688
		4	1	1	1	1398 144
	Right (high type box) (116" W.B.)	1, 2, 3	-	1	1	1097 687
		4	1	1	1	1398 143
	Left (low type box) (116" W.B.)	2, 3	-	1	1	1279 249
		4	1	1	1	1398 152
	Right (low type box) (116" W.B.)	2, 3	-	1	1	1279 248
		4	1	1	1	1398 151
	Left (high type box) (126" W.B.)	1, 2, 3	-	-	1	1097 690
		4	-	-	1	1398 160
	Right (high type box) (126" W.B.)	1, 2, 3	-	-	1	1097 689
		4	-	-	1	1398 159
	Left (low type box) (126" W.B.)	3	-	-	1	1395 766
		4	-	-	1	1398 168
	Right (low type box) (126" W.B.)	3	-	-	1	1395 765
		4	-	-	1	1398 167
23-34-57	ROD, Body Side Panel (high type box)	-	1	-	-	1096 967
	(low type box)	-	1	1	1	1097 422
		-	1	1	1	785 439
23-34-59	SCREW, Side Panel to Front Panel (5/16"-10 x 3/4") (B-1-B up to serial No. 82085674. B-1-C up to serial No. 83321925. B-1-D up to serial No. 81264854.)	1	8	8	8	1096 643
23-34-62	J/NUT, Side Panel to Front Panel Screw	1	8	8	8	1197 429
23-34-69	J/NUT, Front Panel to Floor Screw	1	8	8	8	1096 644
23-34-73	WASHER, Side Panel to Floor Angle to Floor Bolt Lock to Front Panel Screw Lock (low type box)	3, 4	★	★	★	1093 272
		3, 4	6	6	6	1097 771
23-34-79	COVER, Side Panel Rear Shackle (up to serial No. 82159870 Det. Built and up to 85302020 S.L. Built.)	1	1	-	-	1199 480
<b>TAILGATE</b>						
23-54-3	TAILGATE (high type box)	-	1	-	-	1097 917
	(low type box)	2	1	1	1	1097 923
		3, 4	1	-	-	1276 394
		3, 4	1	1	1	1276 394
23-54-4	HINGE, Outer	-	2	2	2	1096 958
	Center (high type box)	1, 2, 3	-	1	1	1093 085
		4	1	1	1	1398 087
23-54-8	CHAIN, w/COVER (high type box)	-	2	2	2	1279 731
	(low type box)	2	2	-	-	844 607
		3, 4	2	2	2	1279 734
23-54-10	BRACKET, Side Panel Flare Board Rear Support Chain, Left	-	1	1	1	1197 129
	Right	-	1	1	1	1197 128
23-54-12	SUPPORT, Hinge	-	1	1	1	* 785 465
23-54-30	WASHER, Hinge Screw Lock	-	4	4	4	1093 885
23-54-113	SHIM, Hinge	4	★	★	★	1398 086

★ Indicates use as required.

☐ Indicates parts not listed in any previous parts books.

Series No. (1 indicates B-1 Series) (2 indicates B-2 Series) (3 indicates B-3 Series) (4 indicates B-4 Series)

Where no Series No. is shown part is for B-1, B-2, B-3 and B-4 Series.

\* Indicates change or addition.

Prices and specifications subject to change without notice.



CODE	PART NAME AND DESCRIPTION	SERIES NO.	MODEL CODES										PART NO.
			17	18	27	28	37	38	47	48	57	58	
BODY HOLD-DOWN BOLTS - Cont'd													
23-05-1	BOLT, Front (U-type) (1/2"-13 x 13 3/4") (stght. with 3 1/2" end opening) . . . . .	-	-	-	-	-	-	-	2	-	2	-	1096 219
	Pilot (1/2"-20 x 1") . . . . .	-	2	-	2	-	2	-	2	-	2	-	1096 612
	Pilot (1/2"-20 x 3") . . . . .	-	4	-	4	-	2	-	2	-	2	-	844 759
23-05-4	PLATE, U-Bolt (4 1/2" x 1 1/2" with two 17/32" holes) . . . . .	-	6	-	6	-	6	-	6	-	6	-	705 391
SILLS AND RAILS													
23-51-59	RAIL, Side Skid,												
	Left . . . . .	-	1	-	-	-	-	-	-	-	-	-	1096 889
	Left . . . . .	-	-	-	1	-	1	-	-	-	-	-	1096 891
	Left . . . . .	-	-	-	-	-	-	-	1	-	-	-	1096 893
	Left . . . . .	-	-	-	-	-	-	-	-	-	1	-	1096 895
	Right . . . . .	-	1	-	-	-	-	-	-	-	-	-	1096 888
	Right . . . . .	-	-	-	1	-	1	-	-	-	-	-	1096 890
	Right . . . . .	-	-	-	-	-	-	-	1	-	-	-	1096 892
	Right . . . . .	-	-	-	-	-	-	-	-	-	1	-	1096 894
RACKS AND GATES													
23-68-1	STAKE, Rear Left Rack Lock . . . . .	-	-	1	-	1	-	-	-	-	-	-	1097 188
		-	-	1	-	1	-	-	-	-	-	-	1097 189
		-	-	-	-	-	-	1	-	1	-	1	1097 191
		-	-	-	-	-	-	1	-	1	-	1	1097 192
	Front and Side Rack . . . . .	-	-	11	-	15	-	-	-	-	-	-	*1097 176
		-	-	11	-	15	-	-	-	-	-	-	*1097 177
		-	-	-	-	-	-	15	-	15	-	19	1097 182
		-	-	-	-	-	-	15	-	15	-	19	1097 183
	Side Rear Rack Front . . . . .	-	-	2	-	-	-	-	-	-	-	-	*1097 179
		-	-	2	-	-	-	-	-	-	-	-	*1097 180
	Side Gate Rack Rear . . . . .	-	-	-	-	2	-	-	-	-	-	-	*1097 179
		-	-	-	-	2	-	-	-	-	-	-	*1097 180
		-	-	-	-	-	-	2	-	2	-	-	*1097 185
		-	-	-	-	-	-	2	-	2	-	-	1097 186
23-68-2	CONNECTOR, Stake Rack, Right Front and Left Rear . . . . .	-	-	6	-	6	-	6	-	6	-	6	516 988
	Stake Rack, Left Front and Right Rear . . . . .	-	-	8	-	8	-	8	-	8	-	8	516 989
23-68-10	POCKET, Floor Front and Rear Cross Sill Stake . . . . .	-	6	-	6	-	6	-	6	-	6	-	901 040
23-68-11	HINGE, Side Gate . . . . .	-	-	-	-	4	-	4	-	4	-	4	785 376
		-	-	-	-	4	-	4	-	4	-	4	785 377
23-68-13	PIN, Side Gate Hinge (28" lgh.) . . . . .	-	-	-	-	2	-	-	-	-	-	-	1097 223
	(38" lgh.) . . . . .	-	-	-	-	-	-	2	-	2	-	2	759 193
23-68-17	LATCH, Rear Left Rack Lock Stake . . . . .	-	-	1	-	1	-	1	-	1	-	1	493 312

★ Indicates use as required. Prices and specifications subject to change without notice.  
 ☐ Indicates parts not listed in any previous parts books.  
 Series No. (1 indicates B-1 Series) (2 indicates B-2 Series) (3 indicates B-3 Series) (4 indicates B-4 Series)  
 Where no Series No. is shown part is for B-1, B-2, B-3 and B-4 Series.  
 \* Indicates change or addition. Page 23-49 April 20, 1953 Supersedes Dec. 31, 1952. Printed in U.S.A.

