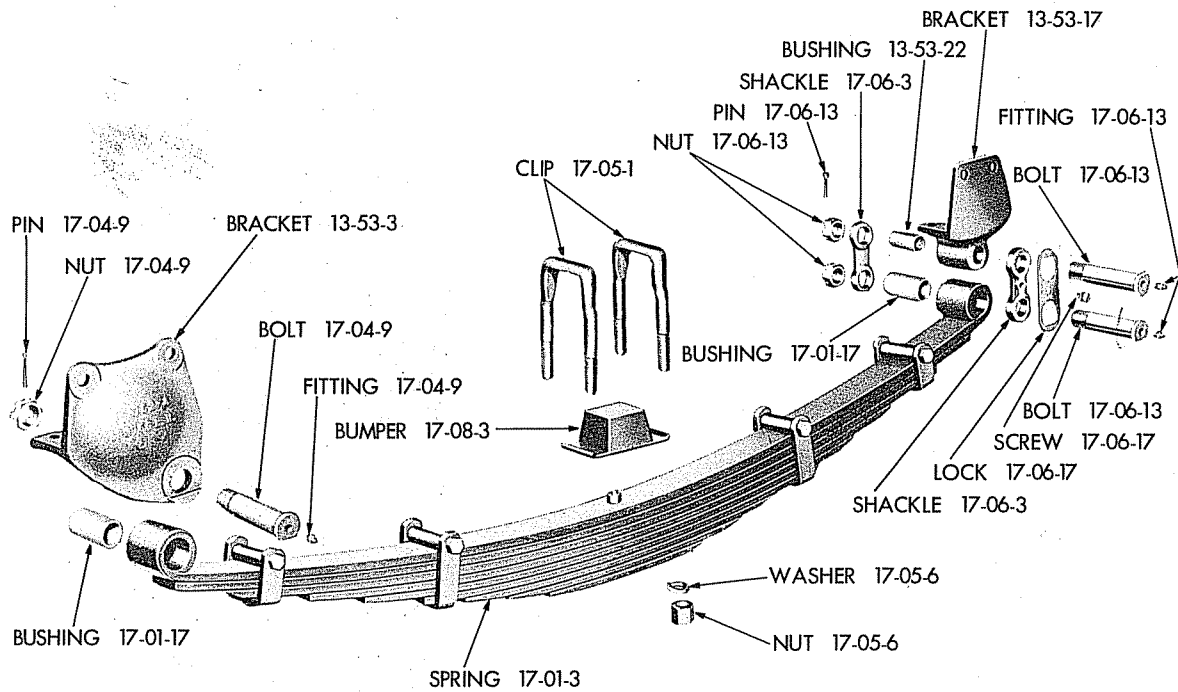


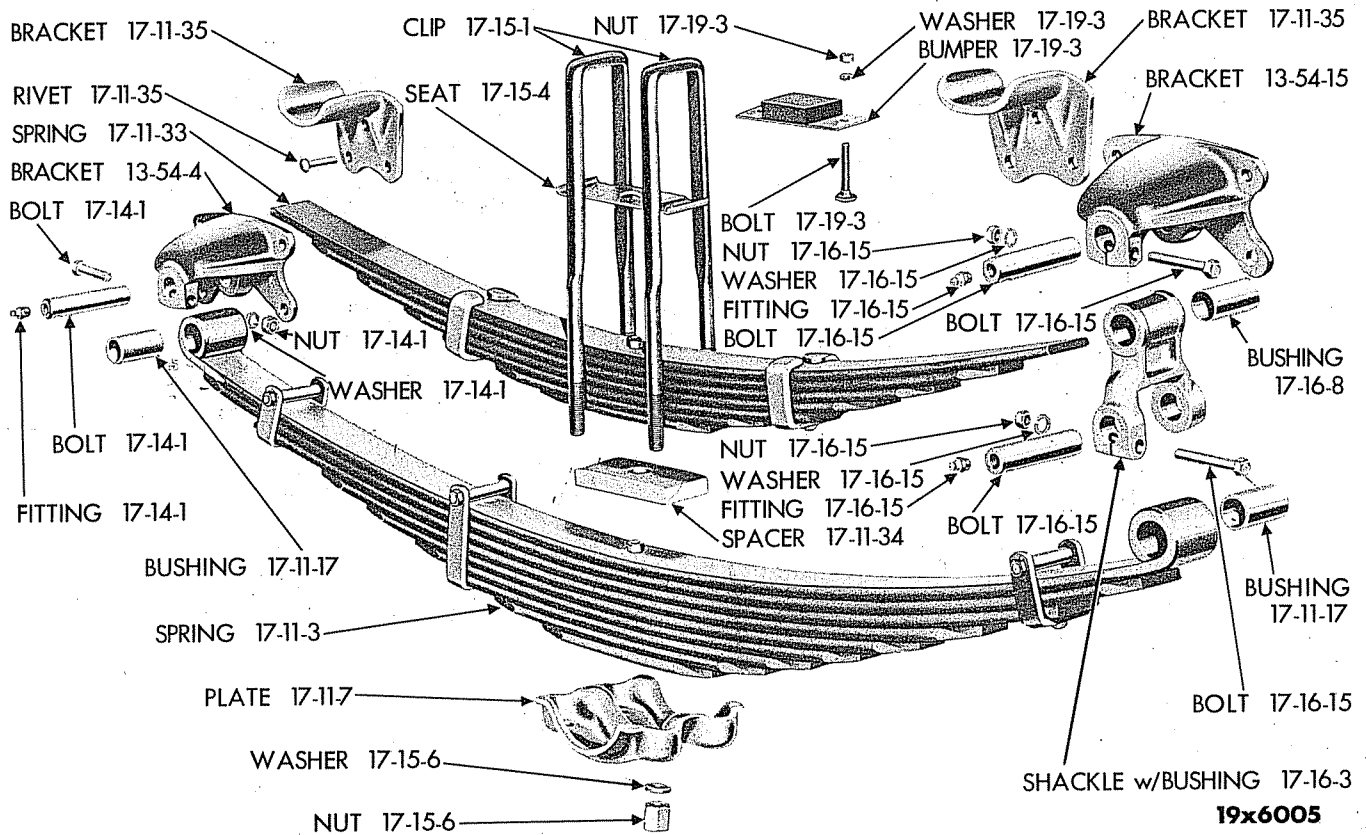
GROUP 17 - SPRINGS



19x6053

Plate 17-1

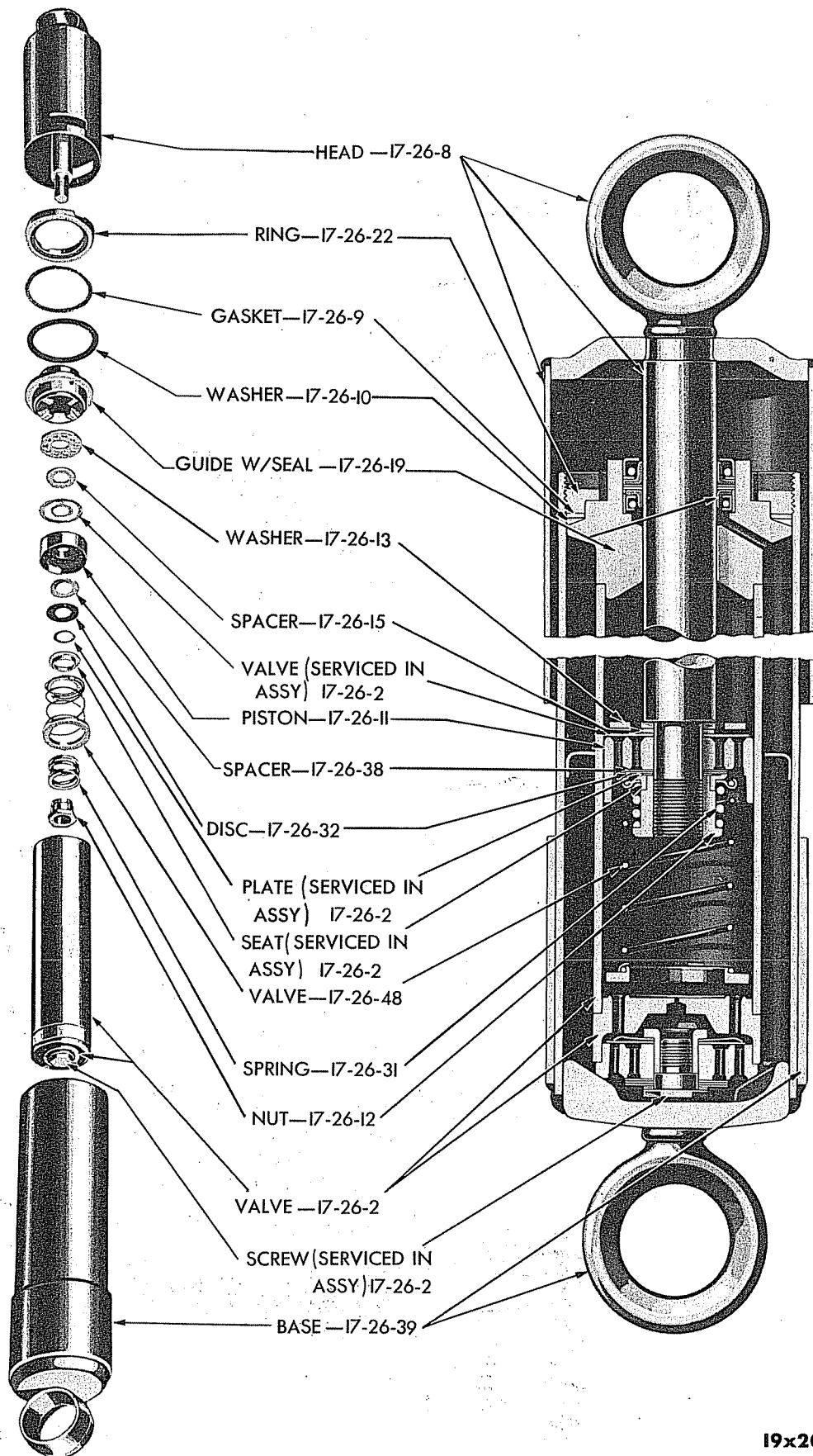
FRONT SPRING (EXPLODED VIEW)



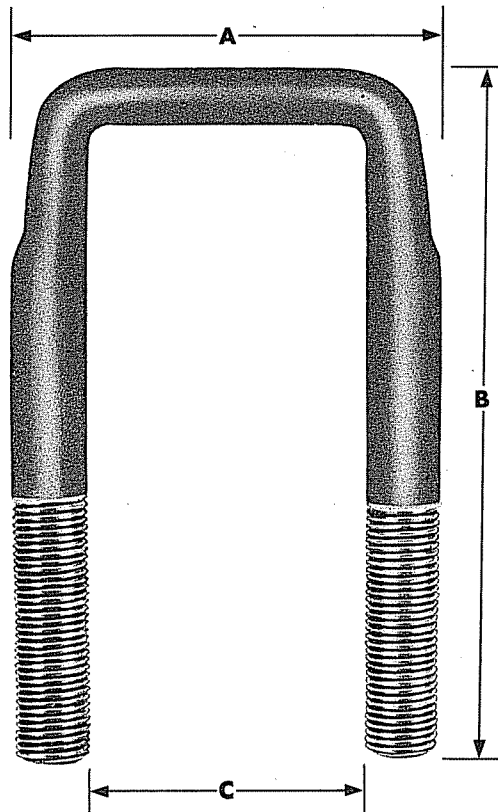
19x6005

Plate 17-2

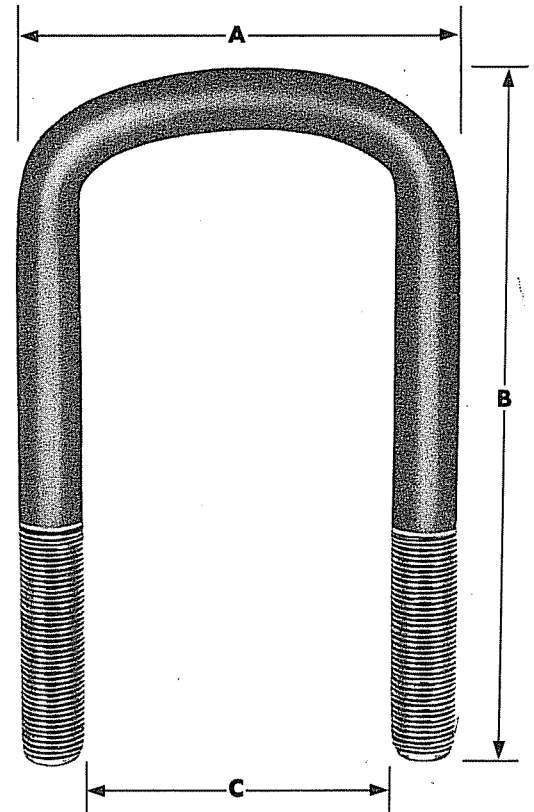
REAR SPRING (EXPLODED VIEW)



19x2002 D



TYPE 1



TYPE 2

19X4926

TYPE 1				
PART NO.	"A"	"B"	"C"	THREAD SIZE AND LENGTH
1189 909	2 7/16	8 3/4	1 13/16	9/16-18 x 1 3/4
599 110	2 7/16	9 7/16	1 13/16	9/16-18 x 1 3/4
929 345	2 7/16	10 1/16	1 13/16	9/16-18 x 1 3/4
916 401	2 7/16	10 11/16	1 13/16	9/16-18 x 1 3/4
581 739	2 9/16	3 7/8	1 13/16	1/2-20 x 1 1/2
52 686	2 9/16	4 5/8	1 13/16	1/2-20 x 1 1/2
588 134	2 19/32	5 3/8	1 13/16	1/2-20 x 1 3/4
589 114	2 19/32	6 5/8	1 13/16	1/2-20 x 1 3/4
589 115	2 19/32	7 1/8	1 13/16	1/2-20 x 1 3/4
590 149	2 19/32	7 5/8	1 13/16	1/2-20 x 1 3/4
537 206	2 29/32	4 29/32	2 3/32	9/16-18 x 1 1/2
527 160	2 29/32	5 13/32	2 3/32	9/16-18 x 1 1/2
568 584	2 29/32	6 1/32	2 3/32	9/16-18 x 1 1/2
593 682	2 29/32	6 29/32	2 3/32	9/16-18 x 1 1/2
1263 585	2 29/32	8 29/32	2 3/32	9/16-18 x 1 1/2
1263 586	2 29/32	9 21/32	2 3/32	9/16-18 x 1 1/2
570 123	2 15/16	6 13/32	2 3/32	9/16-18 x 1 1/2
1191 233	2 15/16	7 21/32	2 3/32	9/16-18 x 1 1/2
1196 829	2 15/16	7 29/32	2 3/32	9/16-18 x 1 1/2
1192 183	2 15/16	8 13/32	2 3/32	9/16-18 x 1 1/2
1189 927	3 9/32	8 11/16	2 5/16	5/8-18 x 1 3/4
1189 928	3 9/32	9 11/16	2 5/16	5/8-18 x 1 3/4
1189 929	3 9/32	10 3/16	2 5/16	5/8-18 x 1 3/4
1191 059	3 9/32	10 11/16	2 5/16	5/8-18 x 1 3/4
1191 180	3 9/32	11 3/16	2 5/16	5/8-18 x 1 3/4
1191 061	3 9/32	11 15/16	2 5/16	5/8-18 x 1 3/4
1191 182	3 9/32	12 3/16	2 5/16	5/8-18 x 1 3/4
1193 768	3 9/32	12 11/16	2 5/16	5/8-18 x 1 3/4
1189 930	3 9/32	13 3/16	2 5/16	5/8-18 x 1 3/4
1191 060	3 9/32	13 15/16	2 5/16	5/8-18 x 1 3/4
1195 258	3 9/32	14 3/16	2 5/16	5/8-18 x 1 3/4

PART NO.	"A"	"B"	"C"	THREAD SIZE AND LENGTH
1191 183	3 9/32	14 7/16	2 5/16	5/8-18 x 1 3/4
1193 770	3 9/32	14 11/16	2 5/16	5/8-18 x 1 3/4
1190 761	3 19/32	12 9/32	2 17/32	3/4-16 x 2
1092 739	3 19/32	13 1/32	2 17/32	3/4-16 x 2
1193 772	3 19/32	13 17/32	2 17/32	3/4-16 x 2
1092 740	3 19/32	14 1/2	2 17/32	3/4-16 x 2
1192 835	3 19/32	14 17/32	2 17/32	3/4-16 x 2
1193 773	3 19/32	14 25/32	2 17/32	3/4-16 x 2
1092 780	3 19/32	15 9/32	2 17/32	3/4-16 x 2
1192 277	3 19/32	15 25/32	2 17/32	3/4-16 x 2
1193 774	3 19/32	16 1/32	2 17/32	3/4-16 x 2
1092 782	3 19/32	16 9/32	2 17/32	3/4-16 x 2
1190 568	3 19/32	17 1/32	2 17/32	3/4-16 x 2
1190 843	4 3/32	15 21/32	3 1/16	3/4-16 x 2 3/8
1192 011	4 3/32	17 1/32	3 1/16	3/4-16 x 2 3/8
1267 448	4 3/32	18 1/32	3 1/16	3/4-16 x 2 3/8
1274 989	4 9/16	15 1/2	3 1/16	3/4-16 x 2 3/8
1274 988	4 9/16	16 3/4	3 1/16	3/4-16 x 2 3/8
1274 990	4 9/16	17 3/4	3 1/16	3/4-16 x 2 3/8
1274 982	4 9/16	18 1/4	3 1/16	3/4-16 x 2 3/8

TYPE 2				
PART NO.	"A"	"B"	"C"	THREAD SIZE AND LENGTH
1190 822	4 5/16	6 1/8	3 1/16	5/8-18 x 2
1190 823	4 5/16	6 7/8	3 1/16	5/8-18 x 2
1192 083	4 5/16	7 5/8	3 1/16	5/8-18 x 2
1090 287	4 5/16	8 1/8	3 1/16	5/8-18 x 2
1090 288	4 5/16	8 7/8	3 1/16	5/8-18 x 2
1263 611	4 5/16	9 5/8	3 1/16	5/8-18 x 2

FRONT SPRING IDENTIFICATION CHART

Note: For aid in identifying and specifying front springs and Nos. 1, 2 and 3 leaves refer to chart below in addition to Part Type Code 17-01-3.

PART NO.	NUMBER OF LEAVES	CAPACITY IN LBS.	LENGTH-EYE TO EYE	HEIGHT	NO. 1 LEAF	NO. 2 LEAF	NO. 3 LEAF
1194168	9	1300	45"	2 25/32"	1261328	1194170	1194171
1194172	10	1600	45"	3 11/64"	1261328	1194853	1194171
1194176	12	1900	45"	3 51/64"	1261328	1194853	1194179
1194190	7	900	42"	1 47/64"	1194191	1194192	1194193
1194198	8	950	42"	2 5/16"	1196289	1196290	1194739
1194204	8	1000	42"	2 1/32"	1194738	1194192	1195234
1194496	9	1050	42"	2 19/32"	1196289	1196290	1196291
1261060	11	2000	48"	3 25/64"	1190571	1261296	1190573
1261068	8	2200	48"	2 15/32"	1261162	1261069	1261070
1261161	10	2600	48"	3 11/64"	1261162	1261163	1261164
1261294	13	2500	48"	4 3/64"	1190571	1261296	1192182
1262588	13	2500	48"	4 3/64"	1190571	1261296	1192182
1262731	7	1300	45"	2 21/64"	1261328	1194853	1262732
1262733	8	1600	45"	2 47/64"	1261328	1194853	1262734
1262735	10	1900	45"	3 11/32"	1261328	1194853	1262736
1262737	8	1600	45"	2 47/64"	1261328	1262459	1262734
1262738	10	1900	45"	3 11/32"	1261328	1262459	1262736
1262739	11	2200	45"	3 47/64"	1261328	1262459	1262740
1263034	11	2200	45"	3 47/64"	1261328	1194853	1262740
1263037	10	3300	48"	3 13/32"	1261162	1261163	1263038
1263046	13	2500	45"	4 3/8"	1261328	1194853	1263047
1263906	8	1300	45"	2 23/64"	1263911	1263908	1263909
1263910	9	1600	45"	2 23/32"	1263911	1194170	1263912
1263913	11	1900	45"	3 19/64"	1263911	1194170	1263914
1264112	13	2500	48"	4 3/64"	1190571	1261296	1192182
1267248	10	3300	48"	3 13/32"	1261162	1267249	1263038

★Indicates use as required.

⊠Indicates parts not listed in any previous parts books.

Series No. (1 indicates B-1 Series) (2 indicates B-2 Series) (3 indicates B-3 Series) (4 indicates B-4 Series)

Where no Series No. is shown part is for B-1, B-2, B-3 and B-4 Series.

December 31, 1952

Prices and specifications subject to change without notice.

Printed in U.S.A.

CODE	PART NAME AND DESCRIPTION	SERIES NO.	MODEL CODES														PART NO.		
			B	C	D	F	G	H & HH	FM	GM	HM & HHM	J	JM	K	KM	R		T	V
FRONT SPRING AND BUSHINGS																			
17-01-2	BUSHING PACKAGE, Shackle (right)	-	1	1	1	-	-	-	-	-	-	-	-	-	-	-	-	-	1243 721
	(left)	-	1	1	1	-	-	-	-	-	-	-	-	-	-	-	-	-	1243 722
17-01-3	SPRING (see chart)	-	2	2	-	-	-	-	-	-	-	-	-	-	-	-	-	-	1194 190
		-	2	-	-	-	-	-	-	-	-	-	-	-	-	-	-	-	1194 198
		-	-	2	-	-	-	-	-	-	-	-	-	-	-	-	-	-	1194 204
	(except School Bus)	1	-	-	2	-	2	2	-	2	2	2	2	2	-	-	-	-	1194 496
	(except School Bus)	1	-	-	2	-	2	2	-	2	2	2	2	2	-	-	-	-	1194 168
	(except School Bus)	1	-	-	2	-	2	2	-	2	2	2	2	2	-	-	-	-	1262 731
	(except School Bus)	1	-	-	2	-	2	2	-	2	2	2	2	2	-	-	-	-	1194 172
	(except School Bus)	1	-	-	2	-	2	2	-	2	2	2	2	2	-	-	-	-	1262 733
	(except School Bus)	1	-	-	2	-	2	2	-	2	2	2	2	2	-	-	-	-	1194 176
	(except School Bus)	-	-	-	2	2	2	-	2	2	2	2	2	2	-	-	-	-	1262 735
	(except School Bus)	-	-	-	2	2	2	-	2	2	2	2	2	2	-	-	-	-	1263 906
	(except School Bus)	-	-	-	2	2	2	-	2	2	2	2	2	2	-	-	-	-	1263 910
	(School Bus)	-	-	-	2	2	2	-	-	-	-	-	-	-	-	-	-	-	1263 913
	(School Bus)	-	-	-	2	2	2	-	-	-	-	-	-	-	-	-	-	-	1262 737
	(School Bus)	-	-	-	2	2	2	-	-	-	-	-	-	-	-	-	-	-	1262 738
	(except School Bus)	4	-	-	-	-	-	-	-	-	2	-	-	-	-	-	-	-	1262 739
		1	-	-	-	-	-	-	-	-	2	2	2	2	-	-	-	-	1263 034
		1	-	-	-	-	-	-	-	-	2	-	2	-	-	-	-	-	1263 046
	(School Bus)	1	-	-	-	-	-	-	-	-	-	2	-	2	-	-	-	-	1262 739
	(School Bus)	-	-	-	-	-	-	-	-	-	-	-	-	-	2	-	-	-	1262 588
	(School Bus)	-	-	-	-	-	-	-	-	-	-	-	-	-	2	-	-	-	1267 248
	(except School Bus)	-	-	-	-	-	-	-	-	-	-	-	-	-	2	-	-	-	1261 060
	(except School Bus)	1	-	-	-	-	-	-	-	-	-	-	-	-	2	-	-	-	1261 294
	(except School Bus)	-	-	-	-	-	-	-	-	-	-	-	-	-	2	-	-	-	1264 112
	(except School Bus)	2, 3, 4	-	-	-	-	-	-	-	-	-	-	-	-	2	2	2	-	1263 037
		-	-	-	-	-	-	-	-	-	-	-	-	-	2	2	2	-	1261 068
		-	-	-	-	-	-	-	-	-	-	-	-	-	2	2	2	-	1261 161
17-01-7	SHIM	1, 2	-	-	2	2	2	2	2	2	2	2	2	2	-	-	-	-	1263 037
	(up to serial No. 81855857)	1	-	-	-	-	-	-	-	-	-	-	-	-	2	-	-	-	1261 129
	(after serial No. 81855857)	1	-	-	-	-	-	-	-	-	-	-	-	-	2	-	-	-	1263 581
	(School Bus)	2, 3, 4	-	-	-	-	-	-	-	-	-	-	-	-	2	-	-	-	1267 250
	(229" W.B. except School Bus)	2, 3, 4	-	-	-	-	-	-	-	-	-	-	-	-	2	-	-	-	1261 146
	(up to serial No. 81789561)	1	-	-	-	-	-	-	-	-	-	-	-	-	2	2	-	-	1261 146
	(after serial No. 81789561)	1	-	-	-	-	-	-	-	-	-	-	-	-	2	2	-	-	1263 582
		2, 3, 4	-	-	-	-	-	-	-	-	-	-	-	-	2	2	-	-	1261 146
	(use with 1261 068 spring)	-	-	-	-	-	-	-	-	-	-	-	-	-	-	-	2	-	1270 164
	(use with 1261 161 and 1263 037 springs)	-	-	-	-	-	-	-	-	-	-	-	-	-	-	-	-	2	1267 250
17-01-17	BUSHING	-	2	2	2	-	-	-	-	-	-	-	-	-	-	-	-	-	603 568
		1	-	-	-	4	4	4	4	4	4	4	4	4	-	-	-	-	595 528
	(except 229" W.B.)	2, 3, 4	-	-	-	-	-	-	-	-	-	-	-	-	4	-	-	-	595 528
	(229" W.B.)	2, 3, 4	-	-	-	-	-	-	-	-	-	-	-	-	4	-	-	-	595 528
		-	-	-	-	-	-	-	-	-	-	-	-	-	4	4	4	-	510 041
		-	-	-	-	-	-	-	-	-	-	-	-	-	4	4	4	-	510 041

★Indicates use as required.

☐Indicates parts not listed in any previous parts books.

Series No. (1 indicates B-1 Series) (2 indicates B-2 Series) (3 indicates B-3 Series) (4 indicates B-4 Series)

Where no Series No. is shown part is for B-1, B-2, B-3 and B-4 Series.

CODE	PART NAME AND DESCRIPTION	SERIES NO.	MODEL CODES													PART NO.					
			B	C	D	F	G	H & HH	FM	GM	HM & HHM	J	JM	K	KM		R	T	V	Y	
FRONT SPRING LEAF																					
17-02-5	LEAF, Nos. 1, 2, 3 (to specify a required front spring leaf first determine spring part number by referring to Part Type Code 17-01-3 and also to the Front Spring Identification Chart. Then select the proper Nos. 1, 2 or 3 leaf for that spring from the chart.)	-	-	-	-	-	-	-	-	-	-	-	-	-	-	-	-	-	-	-	
FRONT SPRING BOLTS																					
17-04-1	BOLT, Center	-	2	2	2	2	2	2	2	2	2	2	2	2	-	-	-	-	-	-	593 805
	(except 229" W.B.)	1	-	-	-	-	-	-	-	-	-	-	-	-	2	-	-	-	-	-	593 805
	Nut	2, 3, 4	2	2	2	2	2	2	2	2	2	2	2	2	2	-	-	-	-	-	593 805
	BOLT, Center (229" W.B.)	2, 3, 4	-	-	-	-	-	-	-	-	-	-	-	-	2	-	-	-	-	-	120 369
	Nut	-	-	-	-	-	-	-	-	-	-	-	-	-	2	2	2	2	2	2	593 808
17-04-6	WASHER, Front Bolt	-	2	2	2	-	-	-	-	-	-	-	-	-	2	2	2	2	2	2	120 370
17-04-9	BOLT, Front	-	2	2	2	-	-	-	-	-	-	-	-	-	-	-	-	-	-	-	618 192
	(except 229" W.B.)	1	-	-	-	2	2	2	2	2	2	2	2	2	-	-	-	-	-	-	651 588
	Fitting, lubricant	2, 3, 4	-	-	-	-	-	-	-	-	-	-	-	-	2	-	-	-	-	-	595 529
	Nut	-	2	2	2	2	2	2	2	2	2	2	2	2	2	-	-	-	-	-	595 529
	Pin, cotter	-	-	-	2	2	2	2	2	2	2	2	2	2	2	-	-	-	-	-	110 347
	BOLT, Front (229" W.B.)	2, 3, 4	-	-	-	-	-	-	-	-	-	-	-	-	2	-	-	-	-	-	128 180
	Fitting, lubricant	-	-	-	-	-	-	-	-	-	-	-	-	-	2	2	2	2	2	2	119 209
	Nut	-	-	-	-	-	-	-	-	-	-	-	-	-	2	2	2	2	2	2	1090 283
	Pin.	-	-	-	-	-	-	-	-	-	-	-	-	-	2	2	2	2	2	2	1090 283
		-	-	-	-	-	-	-	-	-	-	-	-	-	2	2	2	2	2	2	145 433
		-	-	-	-	-	-	-	-	-	-	-	-	-	2	2	2	2	2	2	125 411
		-	-	-	-	-	-	-	-	-	-	-	-	-	2	2	2	2	2	2	119 209
FRONT SPRING CLIPS																					
17-05-1	CLIP (see Spring Clip Chart in illustration section of Group 17 for your convenience in identifying and specifying spring clips).	-	-	-	-	-	-	-	-	-	-	-	-	-	-	-	-	-	-	-	-
17-05-4	SEAT	1	-	-	-	-	-	-	-	-	-	-	-	-	-	-	-	-	-	-	-
	(except 229" W.B.)	2, 3, 4	-	-	-	-	-	-	-	-	-	-	-	-	2	-	-	-	-	-	564 749
	HOUSING, Bumper (229" W.B.)	2, 3, 4	-	-	-	-	-	-	-	-	-	-	-	-	2	-	-	-	-	-	564 749
		-	-	-	-	-	-	-	-	-	-	-	-	-	-	-	-	-	-	-	1270 441
		-	-	-	-	-	-	-	-	-	-	-	-	-	-	-	-	-	-	-	1270 441
17-05-6	NUT	-	8	8	8	-	-	-	-	-	-	-	-	-	-	-	-	-	2	-	1267 464
		-	-	-	-	8	8	8	8	8	8	8	8	8	-	-	-	-	-	-	50 368
	(except 229" W.B.)	1	-	-	-	-	-	-	-	-	-	-	-	-	8	-	-	-	-	-	55 481
	Washer, lock	2, 3, 4	8	8	8	-	-	-	-	-	-	-	-	-	8	-	-	-	-	-	55 481
	Washer, lock	-	-	-	-	8	8	8	8	8	8	8	8	8	-	-	-	-	-	-	120 384
	NUT (229" W.B.)	2, 3, 4	-	-	-	-	-	-	-	-	-	-	-	-	8	-	-	-	-	-	120 898
	Washer, lock	-	-	-	-	-	-	-	-	-	-	-	-	-	8	8	8	8	8	8	510 855
		-	-	-	-	-	-	-	-	-	-	-	-	-	8	8	8	8	8	8	510 855
		-	-	-	-	-	-	-	-	-	-	-	-	-	8	8	8	8	8	8	121 574

★Indicates use as required.

Prices and specifications subject to change without notice.

☐Indicates parts not listed in any previous parts books.
 Series No. (1 indicates B-1 Series) (2 indicates B-2 Series) (3 indicates B-3 Series) (4 indicates B-4 Series)
 Where no Series No. is shown part is for B-1, B-2, B-3 and B-4 Series.
 December 31, 1952

Printed in U.S.A.

CODE	PART NAME AND DESCRIPTION	SERIES NO.	MODEL CODES													PART NO.			
			B	C	D	F	G	H & HH	FM	GM	HM & HHM	J	JM	K	KM		R	T	V
FRONT SPRING SHACKLE - Cont'd																			
17-06-17	LOCK, Bolt (except 229" W. B.)	2, 3, 4	-	-	-	-	-	-	-	-	-	-	-	-	-	-	-	-	589 540
	Screw or Bolt, 1/4"-20 x 1/2"	-	-	-	2	2	2	2	2	2	2	2	2	2	2	2	2	2	120 628
	Washer, lock	-	-	-	2	2	2	2	2	2	2	2	2	2	2	2	2	2	120 380
FRONT SPRING BUMPER																			
17-08-3	BUMPER	-	2	2	2	-	-	-	-	-	-	-	-	-	-	-	-	-	589 933
	(use with 1261 060, 1262 588 and 1261 294 springs)	-	-	-	2	2	2	2	2	2	2	2	2	2	2	2	2	2	1194 231
	(use with 1264 112 spring)	-	-	-	-	-	-	-	-	-	-	-	-	-	-	-	2	-	1089 536
	(use with 1263 037 and 1267 248 springs).	-	-	-	-	-	-	-	-	-	-	-	-	-	-	2	-	-	1194 231
		-	-	-	-	-	-	-	-	-	-	-	-	-	2	-	-	-	1261 140
		-	-	-	-	-	-	-	-	-	-	-	-	-	-	2	2	-	1261 140
		-	-	-	-	-	-	-	-	-	-	-	-	-	-	-	-	2	1267 463

REAR SPRING IDENTIFICATION CHART

Note: For aid in identifying and specifying rear springs, rear main springs, rear auxiliary springs and Nos. 1, 2 and 3 leaves refer to chart below, in addition to Part Type Codes 17-11-3 and 17-11-33.

PART NO.		NUMBER OF LEAVES	CAPACITY IN LBS.	LENGTH-EYE TO EYE	HEIGHT	NO. 1 LEAF	NO. 2 LEAF	NO. 3 LEAF
576736	main	10	7000	52"	6 5/8"	575023	576738	576739
586672	auxiliary	7		52"				
590089		11		52"				
590109		12	2300	52"	3 23/64"	590090	1264099	1264100
				52"	4 21/64"	590110	590111	590112
590164		8	750	52"	1 59/64"	590165	590166	590167
590188		9	1200	52"	2 7/16"	590189	590190	590191
590194		11	1400	52"	3 25/64"	590177	1264099	1264100
590320		10	1750	52"	2 15/16"	590321	590190	590323
591654		9	3300	52"	3 51/64"	590964	590965	594024
591655		8	2000	52"	2 13/16"	590960	593666	590962
591656		10	3800	52"	4-15/64"	590964	590965	590966
591657		11	4500	52"	4 47/64"	590964	590965	590966
591669	main	10	5000	52"	6 7/16"	1190561	1190562	589970
589967	auxiliary	7						
591670	main	12	6000	52"	7 5/8"	1190561	1190562	589990
589987	auxiliary	8						
915812	auxiliary	7						
924314	main	12						
924318	auxiliary	8	8500	52"	7 55/64"	575023	576738	924317
						924319	924320	924321
1190559	main	14	7500	52"	8 49/64"	1190561	1190562	1190563
1190560	auxiliary	9						
1190596		15						
1190597		16						

*Indicates use as required.

Prices and specifications subject to change without notice.

☐ Indicates parts not listed in any previous parts books.

Series No. (1 indicates B-1 Series) (2 indicates B-2 Series) (3 indicates B-3 Series) (4 indicates B-4 Series)

Where no Series No. is shown part is for B-1, B-2, B-3 and B-4 Series.

Printed in U.S.A.

REAR SPRING IDENTIFICATION CHART - Cont'd

PART NO.		NUMBER OF LEAVES	CAPACITY IN LBS.	LENGTH-EYE TO EYE	HEIGHT	NO. 1 LEAF	NO. 2 LEAF	NO. 3 LEAF
1190605		16	5300	52"	5 27/32"	1190606	1261992	1190608
1192273		19	6000	52"	7 15/32"	1192274	1192275	1192276
1193762		11	2300	52"	4 1/4"	590110	590111	1193765
1263674	auxiliary	5	850	-	1 29/64"	1263675	1263676	1263677
1264097		9	1750	52"	2 29/32"	1263693	1264099	1264100
1264508		8	1200	52"	2 23/64"	1264509	590190	1264510
1264511		10	1950	52"	3 11/32"	1264512	1264513	1264514
1265604		13	5000	52"	5 17/32"	590964	590965	1267470
1267432	main	13	10000	52"	8 13/16"	1267433	1267434	1267435
1267436	auxiliary	9				1267587	1267437	1267438
1267447	main	13	6500	52"		1190561	1190562	1267472
1267446	auxiliary	8				1190564	1190565	1267471
1269595		12	2600	52"	4 3/32"	590110	590111	1269607
1269596		13	2600	52"	4 11/16"	590110	590111	1269608
1271882		5	1000	52"	1 51/64"	1271883	1271884	1271885
1271888		6	1200	52"	1 31/32"	1271883	1271890	1271891
1271894		7	1400	52"	2 33/64"	1271883	1271884	1271897
1272591		7	1750	52"	2 33/64"	1271883	1271884	1271897
1272640		8	1950	52"	2 7/8"	1272641	1272642	1272643
1272645		9	2300	52"	3 15/64"	1272641	1272642	1272646
1272654		11	2300	52"	3 31/32"	1272641	1272642	1272655
1272658		10	2600	52"	3 39/64"	1272641	1272642	1272659
1272662		12	2600	52"	4 21/64"	1272641	1272642	1272663
1272698		6	2000	52"	2 9/32"	1272699	1272700	1272701
1272705		8	3300	52"	3 37/64"	1272711	1272707	1272708
1272710		10	4500	52"	4 15/32"	1272711	1272707	1272712
1272714		11	5000	52"	4 59/64"	1272711	1272707	1272715
1272738	main	10	7000	52"	6 3/64"	575023	576738	1272740
1272741	auxiliary	6				1272742	1272743	1272744
1272746	main	11	8500	52"	7 15/64"	575023	576738	1272747
1272748	auxiliary	8				1272742	1272743	1272751
1272757	main	8	5000	52"	5 5/64"	1190561	1190562	589970
1272758	auxiliary	5				1274424	1190565	1272759
1272761	main	11	6500	52"	6 21/32"	1190561	1190562	589990
1272762	auxiliary	6				1190564	1190565	1272763
1272766	main	10	6000	52"	6 1/4"	1190561	1190562	589990
1274591	auxiliary	6				1190564	1190565	1272763
1272769	main	12	7000	52"	7 7/64"	1190561	1190562	1267472
1273072	auxiliary	6				1190564	1190565	1272763
1272786	main	12	10000	52"	8 1/4"	575001	1267434	1272787
1272788	auxiliary	8				924319	924320	1267438
1500734	main	13	11000	52"	8 45/64"	575001	1267434	1272787
1500735	auxiliary	8				924319	924320	1267438

★Indicates use as required.

□Indicates parts not listed in any previous parts books.

Series No. (1 indicates B-1 Series) (2 indicates B-2 Series) (3 indicates B-3 Series) (4 indicates B-4 Series)

Where no Series No. is shown part is for B-1, B-2, B-3 and B-4 Series.

Prices and specifications subject to change without notice.

CODE	PART NAME AND DESCRIPTION	SERIES NO.	MODEL CODES													PART NO.				
			B	C	D	F	G	H & HH	FM	GM	HM & HHM	J	JM	K	KM		R	T	V	Y
REAR SPRING AND BUSHINGS																				
17-11-1	BUSHING PACKAGE, Shackle																			
	(right)	-	1	-	-	-	-	-	-	-	-	-	-	-	-	-	-	-	-	1315 501
	(left)	-	1	-	-	-	-	-	-	-	-	-	-	-	-	-	-	-	-	1315 502
	(right)	1, 3, 4	-	1	-	-	-	-	-	-	-	-	-	-	-	-	-	-	-	1315 501
	(left)	1, 3, 4	-	1	-	-	-	-	-	-	-	-	-	-	-	-	-	-	-	1315 502
	(right) (used on all except the following serial Nos. : 83345483, 83345538 thru 83345597, 83345632 thru 83345641, 83345672 thru 83345801, 83345844 thru 83346137, 83346301 and 83346302)	2	-	1	-	-	-	-	-	-	-	-	-	-	-	-	-	-	-	1315 501
	(left) (used on all except the following serial Nos. : 83345483, 83345538 thru 83345597, 83345632 thru 83345641, 83345672 thru 83345801, 83345844 thru 83346137, 83346301 and 83346302)	2	-	1	-	-	-	-	-	-	-	-	-	-	-	-	-	-	-	1315 502
17-11-3	SPRING (see chart)	1, 2	2	-	-	-	-	-	-	-	-	-	-	-	-	-	-	-	-	590 164
		1	2	-	-	-	-	-	-	-	-	-	-	-	-	-	-	-	-	590 188
	(Export)	1, 2	2	-	-	-	-	-	-	-	-	-	-	-	-	-	-	-	-	1264 508
		3, 4	2	-	-	-	-	-	-	-	-	-	-	-	-	-	-	-	-	590 194
	(Export)	3, 4	2	-	-	-	-	-	-	-	-	-	-	-	-	-	-	-	-	1271 882
		1	2	-	-	-	-	-	-	-	-	-	-	-	-	-	-	-	-	1271 888
	(Export)	3, 4	2	-	-	-	-	-	-	-	-	-	-	-	-	-	-	-	-	1271 894
		1	2	-	-	-	-	-	-	-	-	-	-	-	-	-	-	-	-	590 320
		1, 2	2	-	-	-	-	-	-	-	-	-	-	-	-	-	-	-	-	1264 097
		2	2	-	-	-	-	-	-	-	-	-	-	-	-	-	-	-	-	1264 511
		3, 4	2	-	-	-	-	-	-	-	-	-	-	-	-	-	-	-	-	1272 591
		1	2	-	-	-	-	-	-	-	-	-	-	-	-	-	-	-	-	590 089
	(Domestic)	1, 2	2	-	-	-	-	-	-	-	-	-	-	-	-	-	-	-	-	1264 511
	(Export)	1, 2	2	-	-	-	-	-	-	-	-	-	-	-	-	-	-	-	-	1193 762
	(Domestic)	2	2	-	-	-	-	-	-	-	-	-	-	-	-	-	-	-	-	590 109
	(Export)	2	2	-	-	-	-	-	-	-	-	-	-	-	-	-	-	-	-	1269 595
		3, 4	2	-	-	-	-	-	-	-	-	-	-	-	-	-	-	-	-	1269 596
	(Domestic)	3, 4	2	-	-	-	-	-	-	-	-	-	-	-	-	-	-	-	-	1272 640
	(Export)	3, 4	2	-	-	-	-	-	-	-	-	-	-	-	-	-	-	-	-	1272 645
	(Domestic)	3, 4	2	-	-	-	-	-	-	-	-	-	-	-	-	-	-	-	-	1272 654
	(Export) (up to serial No. 81451910)	3	-	2	-	-	-	-	-	-	-	-	-	-	-	-	-	-	-	1272 658
	(Export) (after serial No. 81451910)	3	-	2	-	-	-	-	-	-	-	-	-	-	-	-	-	-	-	1272 658
	(Export)	4	-	2	-	-	-	-	-	-	-	-	-	-	-	-	-	-	-	1272 658
	(except School Bus)	1, 2	-	-	2	2	2	2	2	2	2	-	-	-	-	-	-	-	-	591 654
	(except School Bus)	1, 2	-	-	2	2	2	2	2	2	2	-	-	-	-	-	-	-	-	591 655
	(except School Bus)	1, 2	-	-	2	2	2	2	2	2	2	-	-	-	-	-	-	-	-	591 656
	(except School Bus)	1, 2	-	-	2	2	2	2	2	2	2	-	-	-	-	-	-	-	-	591 657
	(except School Bus)	3, 4	-	-	2	2	-	-	2	-	-	-	-	-	-	-	-	-	-	1272 698
	(except School Bus)	3, 4	-	-	2	2	-	-	2	-	-	-	-	-	-	-	-	-	-	1272 705
	(except School Bus)	3, 4	-	-	2	2	2	-	2	2	-	-	-	-	-	-	-	-	-	1272 710
	(School Bus)	-	-	-	2	2	-	-	-	-	-	-	-	-	-	-	-	-	-	1190 596
	(School Bus)	-	-	-	2	2	-	-	-	-	-	-	-	-	-	-	-	-	-	1190 597
	(except School Bus)	-	-	-	2	-	-	-	2	-	-	-	-	-	-	-	-	-	-	1265 604
	(except School Bus)	3, 4	-	-	-	-	-	2	-	-	2	-	-	-	-	-	-	-	-	1272 714
	(School Bus)	-	-	-	-	-	-	-	-	-	2	-	-	-	-	-	-	-	-	1190 605

★Indicates use as required.

☐Indicates parts not listed in any previous parts books.

Series No. (1 indicates B-1 Series) (2 indicates B-2 Series) (3 indicates B-3 Series) (4 indicates B-4 Series)

Where no Series No. is shown part is for B-1, B-2, B-3 and B-4 Series.

Prices and specifications subject to change without notice.

CODE	PART NAME AND DESCRIPTION	SERIES NO.	MODEL CODES													PART NO.		
			B	C	D	F	G	H & HH	FM	GM	HM & HHM	J	JM	K	KM		R	T
REAR SPRING AND BUSHINGS - Cont'd																		
17-11-3	SPRING (see chart)																	
	(except School Bus)	1,2	-	-	-	-	-	-	-	-	-	2	2	-	-	-	-	-
	(except School Bus)	1,2	-	-	-	-	-	-	-	-	-	2	2	2	2	2	-	-
	(except School Bus)	1,2	-	-	-	-	-	-	-	-	-	2	2	2	2	2	-	-
	(except School Bus)	-	-	-	-	-	-	-	-	-	-	2	2	2	2	2	-	-
	(except School Bus)	3,4	-	-	-	-	-	-	-	-	-	2	2	2	2	2	-	-
	(except School Bus)	3,4	-	-	-	-	-	-	-	-	-	2	2	2	2	2	-	-
	(School Bus)	-	-	-	-	-	-	-	-	-	-	-	-	-	-	2	-	-
	(except School Bus)	3,4	-	-	-	-	-	-	-	-	-	-	-	-	2	-	-	-
	(except School Bus)	3,4	-	-	-	-	-	-	-	-	-	2	2	2	2	2	-	-
	(except School Bus)	1,2	-	-	-	-	-	-	-	-	-	2	2	2	2	2	-	-
	(except School Bus)	3,4	-	-	-	-	-	-	-	-	-	-	-	-	-	2	-	-
	(except School Bus)	1,2	-	-	-	-	-	-	-	-	-	-	-	-	-	2	2	2
	(except School Bus)	3,4	-	-	-	-	-	-	-	-	-	-	-	-	-	2	2	2
	(except School Bus)	2	-	-	-	-	-	-	-	-	-	-	-	-	-	-	2	2
	(except School Bus)	3,4	-	-	-	-	-	-	-	-	-	-	-	-	-	-	2	2
	(except School Bus)	3,4	-	-	-	-	-	-	-	-	-	-	-	-	-	-	2	2
17-11-7	PLATE, Clip (right)	1,2	1	1	-	-	-	-	-	-	-	-	-	-	-	-	-	2
	(left)	1,2	1	1	-	-	-	-	-	-	-	-	-	-	-	-	-	-
	(right)	3,4	1	1	-	-	-	-	-	-	-	-	-	-	-	-	-	-
	(left)	3,4	1	1	-	-	-	-	-	-	-	-	-	-	-	-	-	-
	(use w/o shock absorbers)	-	-	-	2	-	-	-	-	-	-	-	-	-	-	-	-	-
	(right) (use w/shock absorbers)	-	-	-	1	-	-	-	-	-	-	-	-	-	-	-	-	-
	(left) (use w/shock absorbers)	-	-	-	1	-	-	-	-	-	-	-	-	-	-	-	-	-
	(Hypoid Axle) (use w/o shock absorbers)	-	-	-	2	2	-	2	2	-	-	-	-	-	-	-	-	-
	(2 Speed Axle) (use w/o shock absorbers)	-	-	-	2	2	-	2	2	-	-	-	-	-	-	-	-	-
	(right) (Hypoid Axle) (use w/shock absorbers)	1,2	-	-	1	1	-	1	1	-	-	-	-	-	-	-	-	-
	(left) (Hypoid Axle) (use w/shock absorbers)	1,2	-	-	1	1	-	1	1	-	-	-	-	-	-	-	-	-
	(right) (2 Speed Axle) (use w/shock absorbers)	1,2	-	-	1	1	-	1	1	-	-	-	-	-	-	-	-	-
	(left) (2 Speed Axle) (use w/shock absorbers)	1,2	-	-	1	1	-	1	1	-	-	-	-	-	-	-	-	-
	(right) (Hypoid Axle) (use w/shock absorbers) (B-3-F up to serial No. 80401209, B-3-G up to serial No. 80093385, B-3-GM up to serial No. 83702290)	3	-	-	1	1	-	1	1	-	-	-	-	-	-	-	-	-
	(left) (Hypoid Axle) (use w/shock absorbers) (B-3-F up to serial No. 80401209, B-3-G up to serial No. 80093385, B-3-GM up to serial No. 83702290)	3	-	-	1	1	-	1	1	-	-	-	-	-	-	-	-	-
	(right) (2 Speed Axle) (use w/shock absorbers) (B-3-F up to serial No. 80401209, B-3-G up to serial No. 80093385, B-3-GM up to serial No. 83702290)	3	-	-	1	1	-	1	1	-	-	-	-	-	-	-	-	-
	(left) (2 Speed Axle) (use w/shock absorbers) (B-3-F up to serial No. 80401209, B-3-G up to serial No. 80093385, B-3-GM up to serial No. 83702290)	3	-	-	1	1	-	1	1	-	-	-	-	-	-	-	-	-

★ Indicates use as required.

Prices and specifications subject to change without notice.

☐ Indicates parts not listed in any previous parts books.

Series No. (1 indicates B-1 Series) (2 indicates B-2 Series) (3 indicates B-3 Series) (4 indicates B-4 Series)

Where no Series No. is shown part is for B-1, B-2, B-3 and B-4 Series.

CODE	PART NAME AND DESCRIPTION	SERIES NO.	MODEL CODES													PART NO.		
			B	C	D	F	G	H & HH	FM	GM	HM & HHM	J	JM	K	KM		R	T
REAR SPRINGS AND BUSHINGS - Cont'd																		
17-11-7	PLATE, Clip																	
	(use w/o shock absorbers)	-	-	-	-	-	-	2	-	-	2	-	-	-	-	-	-	-
	(right) (use w/shock absorbers)	1,2	-	-	-	-	-	1	-	-	1	-	-	-	-	-	-	-
	(left) (use w/shock absorbers)	1,2	-	-	-	-	-	1	-	-	1	-	-	-	-	-	-	-
	(right) (use w/shock absorbers) (B-3-H up to serial No. 82599178, B-3-HM up to serial No. 8742678)	3	-	-	-	-	-	1	-	-	1	-	-	-	-	-	-	-
	(left) (use w/shock absorbers) (B-3-H up to serial No. 82599178, B-3-HM up to serial No. 8742678)	3	-	-	-	-	-	1	-	-	1	-	-	-	-	-	-	-
	(use w/o shock absorbers)	-	-	-	-	-	-	-	-	-	-	2	2	-	-	-	-	-
	(right) (use w/shock absorbers)	1,2	-	-	-	-	-	-	-	-	1	1	-	-	-	-	-	-
	(left) (use w/shock absorbers)	1,2	-	-	-	-	-	-	-	-	1	1	-	-	-	-	-	-
	(right) (use w/shock absorbers) (B-3-J up to serial No. 82829932, B-3-JM up to serial No. 82952514)	3	-	-	-	-	-	-	-	-	1	1	-	-	-	-	-	-
	(left) (use w/shock absorbers) (B-3-J up to serial No. 82829932, B-3-JM up to serial No. 82952514)	3	-	-	-	-	-	-	-	-	1	1	-	-	-	-	-	-
	(use w/o shock absorbers)	1,3,4	-	-	-	-	-	-	-	-	-	-	-	2	2	-	-	-
	(use w/o shock absorbers)	2	-	-	-	-	-	-	-	-	-	-	-	2	2	-	-	-
	(right) (use w/shock absorbers)	1	-	-	-	-	-	-	-	-	-	-	1	1	-	-	-	-
	(left) (use w/shock absorbers)	1	-	-	-	-	-	-	-	-	-	-	1	1	-	-	-	-
	(right) (Hypoid Axle) (use w/shock absorbers)	2	-	-	-	-	-	-	-	-	-	-	1	1	-	-	-	-
	(left) (Hypoid Axle) (use w/shock absorbers)	2	-	-	-	-	-	-	-	-	-	-	1	1	-	-	-	-
	(right) (2 Speed Axle) (use w/shock absorbers)	2	-	-	-	-	-	-	-	-	-	-	1	1	-	-	-	-
	(left) (2 Speed Axle) (use w/shock absorbers)	2	-	-	-	-	-	-	-	-	-	-	1	1	-	-	-	-
	(right) (Hypoid Axle) (use w/shock absorbers) (B-3-K up to serial No. 82829932, B-3-KM up to serial No. 82952514)	3	-	-	-	-	-	-	-	-	-	-	1	1	-	-	-	-
	(left) (Hypoid Axle) (use w/shock absorbers) (B-3-K up to serial No. 82829932, B-3-KM up to serial No. 82952514)	3	-	-	-	-	-	-	-	-	-	-	1	1	-	-	-	-
	(right) (2 Speed Axle) (use w/shock absorbers) (B-3-K up to serial No. 82829932, B-3-KM up to serial No. 82952514)	3	-	-	-	-	-	-	-	-	-	-	1	1	-	-	-	-
	(left) (2 Speed Axle) (use w/shock absorbers) (B-3-K up to serial No. 82829932, B-3-KM up to serial No. 82952514)	3	-	-	-	-	-	-	-	-	-	-	1	1	-	-	-	-
	(use w/o shock absorbers)	-	-	-	-	-	-	-	-	-	-	-	-	2	-	-	-	-
	(right) (use w/shock absorbers)	-	-	-	-	-	-	-	-	-	-	-	-	1	-	-	-	-
	(left) (use w/shock absorbers)	-	-	-	-	-	-	-	-	-	-	-	-	1	-	2	-	-
		-	-	-	-	-	-	-	-	-	-	-	-	-	-	-	-	-

★Indicates use as required.

Prices and specifications subject to change without notice.

⊠Indicates parts not listed in any previous parts books.

Series No. (1 indicates B-1 Series) (2 indicates B-2 Series) (3 indicates B-3 Series) (4 indicates B-4 Series)

Where no Series No. is shown part is for B-1, B-2, B-3 and B-4 Series.

Printed in U.S.A.

CODE	PART NAME AND DESCRIPTION	SERIES NO.	MODEL CODES													PART NO.			
			B	C	D	F	G	H & HH	FM	GM	HM & HHM	J	JM	K	KM		R	T	V
REAR SPRINGS AND BUSHINGS - Cont'd																			
17-11-7	PLATE, Clip	-	-	-	-	-	-	-	-	-	-	-	-	-	-	-	-	-	1192 504
17-11-12	SEAT	-	-	-	-	-	-	-	-	-	-	-	-	-	-	-	-	-	1266 080
	(straight type)	-	-	-	-	-	-	-	-	-	-	-	-	-	-	-	-	-	1191 099
	(tapered type)	-	-	-	-	-	-	-	-	-	-	-	-	-	-	-	-	-	1266 080
	(straight type)	-	-	-	-	-	-	-	-	-	-	-	-	-	-	-	-	-	1191 100
	(tapered type)	-	-	-	-	-	-	-	-	-	-	-	-	-	-	-	-	-	1265 558
	(straight type)	-	-	-	-	-	-	-	-	-	-	-	-	-	-	-	-	-	1192 506
	(tapered type)	-	-	-	-	-	-	-	-	-	-	-	-	-	-	-	-	-	1265 562
17-11-13	SHIM, Seat	-	-	-	-	-	-	-	-	-	-	-	-	-	-	-	-	-	1265 562
17-11-17	BUSHING	-	2	2	2	-	-	-	-	-	2	-	-	-	-	-	-	-	E1394 316
		-	-	-	4	4	4	4	4	4	-	-	-	-	-	-	-	-	576 042
		-	-	-	-	-	-	-	-	-	-	-	-	-	-	-	-	-	588 183
		-	-	-	-	-	-	-	-	-	4	4	4	4	4	-	-	-	572 121
17-11-33	SPRING, Auxiliary (see chart)	-	-	2	-	-	-	-	-	-	-	-	-	-	-	-	4	4	4
		-	-	-	2	2	2	2	2	2	-	-	-	-	-	-	-	-	1263 674
		1,2	-	-	-	-	-	-	-	-	2	2	-	-	-	-	-	-	915 812
		3,4	-	-	-	-	-	-	-	-	2	2	-	-	-	-	-	-	589 967
		1,2	-	-	-	-	-	-	-	-	2	2	2	2	2	-	-	-	1272 758
		3,4	-	-	-	-	-	-	-	-	2	2	2	2	2	-	-	-	589 987
		-	-	-	-	-	-	-	-	-	2	2	2	2	2	-	-	-	1272 762
		-	-	-	-	-	-	-	-	-	2	2	2	2	2	-	-	-	1190 560
		3,4	-	-	-	-	-	-	-	-	2	2	2	2	2	-	-	-	1267 446
		3,4	-	-	-	-	-	-	-	-	-	-	-	2	-	-	-	-	1274 591
		3,4	-	-	-	-	-	-	-	-	2	2	2	2	2	-	-	-	1273 072
		1,2	-	-	-	-	-	-	-	-	-	-	-	-	-	2	-	-	586 672
		3,4	-	-	-	-	-	-	-	-	-	-	-	-	-	2	-	-	1272 741
		1,2	-	-	-	-	-	-	-	-	-	-	-	-	-	2	2	2	924 318
		3,4	-	-	-	-	-	-	-	-	-	-	-	-	-	2	2	2	1272 748
		2	-	-	-	-	-	-	-	-	-	-	-	-	-	-	-	2	1267 436
		3,4	-	-	-	-	-	-	-	-	-	-	-	-	-	-	-	2	1272 788
		3,4	-	-	-	-	-	-	-	-	-	-	-	-	-	-	-	2	E1500 735
17-11-34	SPACER, Auxiliary Spring	-	-	2	-	-	-	-	-	-	-	-	-	-	-	-	-	-	1263 678
17-11-35	BRACKET, Auxiliary Spring	-	-	-	2	2	2	2	2	2	-	-	-	-	-	-	-	-	564 164
	Bumper	-	-	4	-	-	-	-	-	-	-	-	-	-	-	-	-	-	1263 679
		-	-	-	4	4	4	4	4	4	4	4	4	4	4	-	-	-	595 274
		1	-	-	-	-	-	-	-	-	-	-	-	-	-	4	4	-	572 043
		2,3,4	-	-	-	-	-	-	-	-	-	-	-	-	-	4	4	4	1264 193
	Rivet	-	-	6	-	-	-	-	-	-	-	-	-	-	-	-	-	-	104 113
	Rivet	-	-	6	12	12	12	12	12	12	12	12	12	12	12	12	12	12	108 684

REAR SPRING LEAF

Note: To specify a required rear main spring leaf or a rear auxiliary spring leaf first determine spring part number by referring to Part Type Codes 17-11-3 and 17-11-33 and also to the rear spring identification chart. Then select the correct Nos. 1, 2 or 3 leaf from the chart.

17-12-4	LEAF, Nos. 1, 2, 3, Rear Main (see note)	-	-	-	-	-	-	-	-	-	-	-	-	-	-	-	-	-	-----
17-12-8	LEAF, Nos. 1, 2, 3, Rear Auxiliary (see note)	-	-	-	-	-	-	-	-	-	-	-	-	-	-	-	-	-	-----
REAR SPRING BOLTS																			
17-14-1	BOLT, Front	-	2	2	2	-	-	-	-	-	-	-	-	-	-	-	-	-	925 267
		-	-	-	2	2	2	2	2	2	-	-	-	-	-	-	-	-	588 224
		-	-	-	-	-	-	-	-	-	2	2	2	2	2	-	-	-	589 565
		-	-	-	-	-	-	-	-	-	-	-	-	-	-	2	2	2	1196 330

★ Indicates use as required.

Prices and specifications subject to change without notice.

☐ Indicates parts not listed in any previous parts books.

Series No. (1 indicates B-1 Series) (2 indicates B-2 Series) (3 indicates B-3 Series) (4 indicates B-4 Series)

Where no Series No. is shown part is for B-1, B-2, B-3 and B-4 Series.

CODE	PART NAME AND DESCRIPTION	SERIES NO.	MODEL CODES																PART NO.	
			B	C	D	F	G	H&HH	FM	GM	HM & HHM	J	JM	K	KM	R	T	V		Y
REAR SPRING BOLTS - Cont'd																				
	Bolt, 3/8"-24 x 2 1/2"	-	2	2	2	2	2	2	2	2	2	-	-	-	-	-	-	-	-	120 640
	Bolt, 5/16"-24 x 4 1/2"	-	-	-	-	-	-	-	-	-	-	2	2	2	2	2	-	-	-	100 033
	Bolt, 3/8"-24 x 3"	-	-	-	-	-	-	-	-	-	-	-	-	-	-	-	2	2	2	124 128
	Nut	-	2	2	2	2	2	2	2	2	2	2	2	2	2	2	2	2	2	120 369
	Washer, lock.	-	2	2	2	2	2	2	2	2	2	2	2	2	2	2	2	2	2	120 382
	Fitting, lubricant (Express only)	-	2	2	2	-	-	-	-	-	-	-	-	-	-	-	-	-	-	145 433
	Fitting, lubricant (except Express)	-	2	2	2	-	-	-	-	-	-	-	-	-	-	-	-	-	-	145 436
	Fitting, lubricant	-	-	-	2	2	2	2	2	2	2	2	2	2	2	2	2	2	2	145 433
17-14-10	BOLT, Center (5/16"-24 x 5" lgh.)	-	2	2	2	-	-	-	-	-	-	-	-	-	-	-	-	-	-	593 804
	(3/8"-24 x 5" lgh.)	-	2	2	2	2	2	2	2	2	2	-	-	-	-	-	-	-	-	593 805
	(3/8"-24 x 9" lgh.)	-	-	-	2	2	2	2	2	2	2	-	-	-	-	-	-	-	-	593 806
	(7/16"-20 x 5 5/8" lgh.)	-	-	-	2	2	2	-	2	2	2	2	2	2	2	-	-	-	-	593 808
	(7/16"-20 x 8 1/8" lgh.)	-	-	-	-	-	-	-	-	-	2	2	2	2	2	-	-	-	-	593 809
	(1/2"-20 x 8 1/8" lgh.)	-	-	-	-	-	-	-	-	-	-	-	-	-	-	2	2	2	2	593 807
	(1/2"-20 x 9" lgh.)	2, 3	-	-	-	-	-	-	-	-	-	-	-	-	-	-	2	2	2	1272 789
	(1/2"-20 x 9 1/2" lgh.)	2, 3	-	-	-	-	-	-	-	-	-	-	-	-	-	-	-	-	2	1267 440
	(1/2" -20 x 9 1/2" lgh.)	4	-	-	-	-	-	-	-	-	-	-	-	-	-	-	-	-	2	1501 990
	Nut (5/16"-24)	-	2	2	2	-	-	-	-	-	-	-	-	-	-	-	-	-	-	120 368
	Nut (3/8"-24)	-	2	2	2	2	2	2	2	2	-	-	-	-	-	-	-	-	-	120 369
	Nut (7/16"-20)	-	-	-	2	2	2	2	2	2	2	2	2	2	2	-	-	-	-	120 370
	Nut (1/2"-20)	-	-	-	-	-	-	-	-	-	-	-	-	-	-	2	2	2	2	120 371
REAR SPRING CLIPS																				
17-15-1	CLIP (see Spring Clip Chart in illustration section of Group 17 for aid in identifying and specifying the spring clip required)	-	-	-	-	-	-	-	-	-	-	-	-	-	-	-	-	-	-	-----
17-15-4	SEAT	-	-	-	2	2	2	2	2	2	-	-	-	-	-	-	-	-	-	1189 931
		1, 2	-	-	-	-	-	-	-	-	2	2	2	2	2	-	-	-	-	1092 741
		1, 2	-	-	-	-	-	-	-	-	-	-	-	-	-	-	2	2	2	1190 845
		3, 4	-	-	-	-	-	-	-	-	-	-	-	-	-	-	2	2	2	1192 505
17-15-5	DOWEL	-	-	-	-	-	-	-	-	-	-	-	2	2	2	2	2	2	2	1274 935
17-15-6	NUT	-	8	8	-	-	-	-	-	-	-	-	-	-	-	-	-	-	-	1191 693
		-	-	8	-	-	-	-	-	-	-	-	-	-	-	-	-	-	-	50 368
		-	-	-	8	8	8	8	8	8	-	-	-	-	-	-	-	-	-	55 481
		-	-	-	-	-	-	-	-	-	8	8	8	8	8	8	8	8	8	510 855
	Washer, lock.	-	8	8	-	-	-	-	-	-	-	-	-	-	-	-	-	-	-	500 524
	Washer, lock.	-	-	8	-	-	-	-	-	-	-	-	-	-	-	-	-	-	-	120 384
	Washer, lock.	-	-	-	8	8	8	8	8	8	-	-	-	-	-	-	-	-	-	120 898
	Washer, lock.	-	-	-	-	-	-	-	-	-	8	8	8	8	8	8	8	8	8	121 574
	Washer, lock.	-	-	-	-	-	-	-	-	-	8	8	8	8	8	8	8	8	8	131 046

★ Indicates use as required.

⊠ Indicates parts not listed in any previous parts books.

Series No. (1 indicates B-1 Series) (2 indicates B-2 Series) (3 indicates B-3 Series) (4 indicates B-4 Series)

Where no Series No. is shown part is for B-1, B-2, B-3 and B-4 Series.

December 31, 1952

Prices and specifications subject to change without notice.

Printed in U.S.A.

CODE	PART NAME AND DESCRIPTION	SERIES NO.	MODEL CODES													PART NO.				
			B	C	D	F	G	H & HH	FM	GM	HM & HHM	J	JM	K	KM		R	T	V	Y
REAR SPRING SHACKLE - Cont'd																				
17-16-7	BUSHING, w/PLUG																			
	(upper) (.010" O/S) (note 3) . . .	2	-	2	-	-	-	-	-	-	-	-	-	-	-	-	-	-	-	-
	(lower right) (std.) (note 3) . . .	2	-	1	-	-	-	-	-	-	-	-	-	-	-	-	-	-	-	-
	(lower right) (.010" O/S) (note 3)	2	-	1	-	-	-	-	-	-	-	-	-	-	-	-	-	-	-	-
	(lower left) (std.) (note 3)	2	-	1	-	-	-	-	-	-	-	-	-	-	-	-	-	-	-	-
	(lower left) (.010" O/S) (note 3) .	2	-	1	-	-	-	-	-	-	-	-	-	-	-	-	-	-	-	-
17-16-8	BUSHING (note 4)	2	-	2	-	-	-	-	-	-	-	-	-	-	-	-	-	-	-	-
					2															
						2	2	2	2	2	2	2	2	2	2	2	2	2	2	2
17-16-9	PLUG, Bushing (upper)		2	-	-	-	-	-	-	-	-	-	-	-	-	-	-	-	-	-
	(lower)		2	-	-	-	-	-	-	-	-	-	-	-	-	-	-	-	-	-
	(upper)	1, 3, 4	-	2	-	-	-	-	-	-	-	-	-	-	-	-	-	-	-	-
	(lower)	1, 3, 4	-	2	-	-	-	-	-	-	-	-	-	-	-	-	-	-	-	-
	(upper) (note 3)	2	-	2	-	-	-	-	-	-	-	-	-	-	-	-	-	-	-	-
	(lower) (note 3)	2	-	2	-	-	-	-	-	-	-	-	-	-	-	-	-	-	-	-
17-16-15	BOLT (note 4)	2	-	4	-	-	-	-	-	-	-	-	-	-	-	-	-	-	-	-
					4															
						4	4	4	4	4	4	4	4	4	4	4	4	4	4	4
	Bolt, 3/8"-24 x 2 1/2"		-	4	4	4	4	4	4	4	4	4	4	4	4	4	4	4	4	4
	Bolt, 3/8"-24 x 2 1/2"	1, 2	-	-	-	-	-	-	-	-	-	-	-	-	-	-	-	-	-	-
	Bolt, 3/8"-24 x 3 1/2"	3, 4	-	-	-	-	-	-	-	-	-	-	-	-	-	-	-	-	-	-
	Bolt, 3/8"-24 x 3"		-	-	-	-	-	-	-	-	-	-	-	-	-	-	-	-	-	-
	Nut		-	4	4	4	4	4	4	4	4	4	4	4	4	4	4	4	4	4
	Washer, lock		-	4	4	4	4	4	4	4	4	4	4	4	4	4	4	4	4	4
	Fitting, lubricant		-	4	4	-	-	-	-	-	-	-	-	-	-	-	-	-	-	-
	Fitting, lubricant		-	-	-	4	4	4	4	4	4	4	4	4	4	4	4	4	4	4
REAR SPRING BUMPER																				
17-19-3	BUMPER	1, 2	2	2	-	-	-	-	-	-	-	-	-	-	-	-	-	-	-	-
		3, 4	2	2	-	-	-	-	-	-	-	-	-	-	-	-	-	-	-	-
	Bolt, 5/16"-24 x 3/4"	1, 2	4	4	-	-	-	-	-	-	-	-	-	-	-	-	-	-	-	-
	Bolt, 5/16"-24 x 1"	3, 4	4	4	-	-	-	-	-	-	-	-	-	-	-	-	-	-	-	-
	Nut		-	4	4	-	-	-	-	-	-	-	-	-	-	-	-	-	-	-
	Washer, lock		-	4	4	-	-	-	-	-	-	-	-	-	-	-	-	-	-	-
	Washer, lock	3, 4	4	4	-	-	-	-	-	-	-	-	-	-	-	-	-	-	-	-
	BUMPER (use with 590 089, 1193 762, 1269 595, 1272 640, 1272 645, 1272 654 and 1272 658 springs)		-	-	2	-	-	-	-	-	-	-	-	-	-	-	-	-	-	-
	(use with 590 109, 1269 596 and 1272 662 springs)		-	-	2	-	-	-	-	-	-	-	-	-	-	-	-	-	-	-
	Bolt, 5/16"-24 x 3/4"		-	-	4	-	-	-	-	-	-	-	-	-	-	-	-	-	-	-
	Nut		-	-	4	-	-	-	-	-	-	-	-	-	-	-	-	-	-	-
	Washer, lock		-	-	4	-	-	-	-	-	-	-	-	-	-	-	-	-	-	-
	(use with 591 654, 591 655 and 591 656 springs)	1, 2	-	-	-	2	2	2	2	2	2	2	2	2	2	2	2	2	2	2
	(use with 591 657, 591 670, 1190 596, 1190 597 and 1267 447 springs)	1, 2	-	-	-	2	2	2	2	2	2	2	2	2	2	2	2	2	2	2
		3, 4	-	-	-	2	2	2	2	2	2	2	2	2	2	2	2	2	2	2
	(use with 591 669 and 1190 559 springs)	1, 2	-	-	-	-	-	-	-	-	2	2	2	2	2	2	2	2	2	2
	(School Bus)	3, 4	-	-	-	-	-	-	-	-	2	2	2	2	2	2	2	2	2	2

★ Indicates use as required. Prices and specifications subject to change without notice.
 ☐ Indicates parts not listed in any previous parts books.
 Series No. (1 indicates B-1 Series) (2 indicates B-2 Series) (3 indicates B-3 Series) (4 indicates B-4 Series)
 Where no Series No. is shown part is for B-1, B-2, B-3 and B-4 Series.
 December 31, 1952 Page 17-16 Printed in U.S.A.

CODE	PART NAME AND DESCRIPTION	SERIES NO.	MODEL CODES													PART NO.			
			B	C	D	F	G	H & HH	FM	GM	HM & HHM	J	JM	K	KM		R	T	V
REAR SPRING BUMPER - Cont'd																			
17-19-3	BUMPER																		
	(J and K 128" W.B.; JM and KM 107" W.B.)	3,4	-	-	-	-	-	-	-	-	-	2	2	2	2	-	-	-	-
	Bolt, 5/16"-18 x 3"		-	-	-	4	4	4	4	4	4	-	-	-	-	-	-	-	-
	Bolt, 5/16"-18 x 2"		-	-	-	-	-	-	-	-	4	4	4	4	4	-	-	-	-
	Nut		-	-	-	4	4	4	4	4	4	4	4	4	4	-	-	-	-
	Washer, lock		-	-	-	4	4	4	4	4	4	4	4	4	4	-	-	-	-
	(J and K except 128" W.B., JM and KM except 107" W.B.)	3,4	-	-	-	-	-	-	-	-	-	2	2	2	2	-	-	-	-
	(except School Bus)	1,2	-	-	-	-	-	-	-	-	-	-	-	-	-	2	2	-	-
	(130", 136" and 142" W.B.)	3,4	-	-	-	-	-	-	-	-	-	-	-	-	-	2	2	2	2
	(130" and 142" W.B.)		-	-	-	-	-	-	-	-	-	-	-	-	-	4	4	4	4
	Bolt, 7/16"-20 x 1 1/4"		-	-	-	-	-	-	-	-	-	-	-	-	-	4	4	4	4
	Nut		-	-	-	-	-	-	-	-	-	-	-	-	-	4	4	4	4
	Washer, lock		-	-	-	-	-	-	-	-	-	-	-	-	-	4	4	4	4
	BUMPER (154", 172" and 229" W.B.) (except School Bus)	3,4	-	-	-	-	-	-	-	-	-	-	-	-	2	-	-	-	-
	(154", 172" and 190" W.B.)	1,2	-	-	-	-	-	-	-	-	-	-	-	-	-	2	2	-	-
	(154", 172" and 190" W.B.)	3,4	-	-	-	-	-	-	-	-	-	-	-	-	-	2	2	2	2
	(use with 924 314 spring) (130" and 142" W.B.)	2	-	-	-	-	-	-	-	-	-	-	-	-	-	-	-	-	2
	(use with 924 314 spring) (154", 172" and 190" W.B.)	2	-	-	-	-	-	-	-	-	-	-	-	-	-	-	-	-	2
	(use with 1267 432 spring) (130" and 142" W.B.)	2	-	-	-	-	-	-	-	-	-	-	-	-	-	-	-	-	2
	(use with 1267 432 spring) (154", 172" and 190" W.B.)	2	-	-	-	-	-	-	-	-	-	-	-	-	-	-	-	-	2
	(use with 1500 734 spring) (130" and 142" W.B.)	3,4	-	-	-	-	-	-	-	-	-	-	-	-	-	-	-	-	2
	(use with 1500 734 spring) (154", 172" and 190" W.B.)	3,4	-	-	-	-	-	-	-	-	-	-	-	-	-	-	-	-	2
17-19-4	HOUSING (School Bus)	1,2	-	-	-	2	2	-	-	-	-	-	-	-	-	-	-	-	-
	Bolt, 5/16"-24 x 1"		-	-	-	4	4	-	-	-	-	-	-	-	-	-	-	-	-
	Nut		-	-	-	4	4	-	-	-	-	-	-	-	-	-	-	-	-
	Washer, lock		-	-	-	4	4	-	-	-	-	-	-	-	-	-	-	-	-
	HOUSING (use with 591 657 spring)	1,2	-	-	-	2	2	2	2	2	-	-	-	-	-	-	-	-	-
	(except School Bus)	3,4	-	-	-	2	2	2	2	2	-	-	-	-	-	-	-	-	-
	Bolt, 5/16"-24 x 1 1/4"		-	-	-	4	4	4	4	4	4	-	-	-	-	-	-	-	-
	Nut		-	-	-	4	4	4	4	4	4	-	-	-	-	-	-	-	-
	Washer, lock		-	-	-	4	4	4	4	4	4	-	-	-	-	-	-	-	-
	HOUSING (use with 1190 596 spring)	3,4	-	-	-	2	-	-	-	-	-	-	-	-	-	-	-	-	-
	Bolt, 5/16"-24 x 1"		-	-	-	4	-	-	-	-	-	-	-	-	-	-	-	-	-
	Nut		-	-	-	4	-	-	-	-	-	-	-	-	-	-	-	-	-
	Washer, lock		-	-	-	4	-	-	-	-	-	-	-	-	-	-	-	-	-
	HOUSING (use with 1190 597 spring)	3,4	-	-	-	2	2	-	-	-	-	-	-	-	-	-	-	-	-
	Bolt, 5/16"-24 x 1 1/4"		-	-	-	4	4	-	-	-	-	-	-	-	-	-	-	-	-
	Nut		-	-	-	4	4	-	-	-	-	-	-	-	-	-	-	-	-
	Washer, lock		-	-	-	4	4	-	-	-	-	-	-	-	-	-	-	-	-
	HOUSING (use with 1265 604 spring)	1,2	-	-	-	-	2	-	-	2	-	-	-	-	-	-	-	-	-
	(School Bus)	1,2	-	-	-	-	2	-	-	-	2	-	-	-	2	-	-	-	-
	(use with 591 669 spring)	1,2	-	-	-	-	-	-	-	-	2	2	-	-	-	-	-	-	-
		1,2	-	-	-	-	-	-	-	-	-	2	2	-	-	-	-	-	-
	(J and K except 128" W.B., JM and KM except 107" W.B.) (except School Bus)	3,4	-	-	-	-	-	-	-	-	2	2	2	2	-	-	-	-	-

★Indicates use as required.

Prices and specifications subject to change without notice.

☐Indicates parts not listed in any previous parts books.

Series No. (1 indicates B-1 Series) (2 indicates B-2 Series) (3 indicates B-3 Series) (4 indicates B-4 Series)

Where no Series No. is shown part is for B-1, B-2, B-3 and B-4 Series.

CODE	PART NAME AND DESCRIPTION	SERIES NO.	MODEL CODES													PART NO.			
			B	C	D	F	G	H & HH	FM	GM	HM & HHM	J	JM	K	KM		R	T	V
REAR SPRING BUMPER - Cont'd																			
17-19-4	HOUSING																		
	(School Bus)	3,4	-	-	-	-	-	-	-	-	-	2	-	-	-	2	-	-	-
	(154", 172" and 229" W.B.)																		
	(except School Bus)	1,2	-	-	-	-	-	-	-	-	-	-	-	-	-	2	-	-	-
	(154", 172" and 229" W.B.)																		
	(except School Bus)	3,4	-	-	-	-	-	-	-	-	-	-	-	-	-	2	-	-	-
	Bolt, 5/16"-24 x 1 1/4"							4	-	-	4	4	4	4	4	-	-	-	-
	Bolt, 5/16"-24 x 1"							-	-	-	-	-	-	-	-	-	-	-	-
	Nut							4	-	-	4	4	4	4	4	-	-	-	-
	Washer, lock							4	-	-	4	4	4	4	4	-	-	-	-
	HOUSING (154", 172" and 190"																		
	W.B.)	1,2	-	-	-	-	-	-	-	-	-	-	-	-	-	2	2	-	-
	(154", 172" and 190" W.B.)	3,4	-	-	-	-	-	-	-	-	-	-	-	-	-	2	2	2	-
	(use with 1267 432 spring) (130"																		
	and 142" W.B.)	2	-	-	-	-	-	-	-	-	-	-	-	-	-	-	-	2	-
	(use with 1267 432 spring) (154",																		
	172" and 190" W.B.)	2	-	-	-	-	-	-	-	-	-	-	-	-	-	-	-	2	-
	(use with 924 314 spring) (154",																		
	172" and 190" W.B.)	2	-	-	-	-	-	-	-	-	-	-	-	-	-	-	-	2	-
	Bolt, 3/8"-24 x 1 1/4"															4	4	4	-
	Nut															4	4	4	-
	Washer, lock															4	4	4	-
	HOUSING (use with 1500 734																		
	spring)	3,4	-	-	-	-	-	-	-	-	-	-	-	-	-	-	-	2	-
	Bolt, 3/8"-24 x 1 1/4"																	4	-
	Nut																	4	-
	Washer, lock																	4	-
SHOCK ABSORBERS																			
17-23-3	ABSORBER PACKAGE, Shock,																		
	w/BUSHING (front) (Domestic)	1	2	2	-	-	-	-	-	-	-	-	-	-	-	-	-	-	-
	(front) (Domestic)	2	2	2	2	-	-	-	-	-	-	-	-	-	-	-	-	-	-
	(front) (Domestic)	1	-	-	2	-	-	-	-	-	-	-	-	-	-	-	-	-	-
	(1" diam.) (Domestic and std.																		
	Export)	3,4	4	4	4	-	-	-	-	-	-	-	-	-	-	-	-	-	-
	(front) (1 3/8" diam.) (heavy																		
	duty Export)	3,4	2	-	2	-	-	-	-	-	-	-	-	-	-	-	-	-	-
	(rear) (1 3/8" diam.) (heavy																		
	duty Export)	3,4	2	-	2	-	-	-	-	-	-	-	-	-	-	-	-	-	-
	(front) (Export)	1,2	2	-	2	-	-	-	-	-	-	-	-	-	-	-	-	-	-
	(rear) (Domestic)	1	2	2	2	-	-	-	-	-	-	-	-	-	-	-	-	-	-
	(rear) (Domestic)	2	2	2	2	-	-	-	-	-	-	-	-	-	-	-	-	-	-
	(rear) (Export)	1,2	2	-	2	-	-	-	-	-	-	-	-	-	-	-	-	-	-
	(front)	1,2	-	-	-	2	2	2	2	2	2	2	2	2	-	-	-	-	-
	(front) (B-3-F up to serial																		
	No. 80400273; B-3-G up to																		
	serial No. 80091584; B-3-H up																		
	to serial No. 82596471, B-3-J																		
	and B-3-K up to serial																		
	No. 82828570)	3	-	-	-	2	2	2	-	-	2	-	2	-	-	-	-	-	-
	(front) (B-3-F after serial																		
	No. 80400273, B-3-F after																		
	serial No. 80091584, B-3-H																		
	after serial No. 82596471,																		
	B-3-J and B-3-K after serial																		
	No. 82828570)	3	-	-	-	2	2	2	-	-	2	-	2	-	-	-	-	-	-
	(front)	4	-	-	-	2	2	2	-	-	2	-	2	-	-	-	-	-	-
	(front)	3,4	-	-	-	-	-	-	-	2	2	-	2	-	-	-	-	-	-

★ Indicates use as required.

Prices and specifications subject to change without notice.

⊠ Indicates parts not listed in any previous parts books.

Series No. (1 indicates B-1 Series) (2 indicates B-2 Series) (3 indicates B-3 Series) (4 indicates B-4 Series)

Where no Series No. is shown part is for B-1, B-2, B-3 and B-4 Series.

Printed in U.S.A.

CODE	PART NAME AND DESCRIPTION	SERIES NO.	MODEL CODES													PART NO.		
			B	C	D	F	G	H & HH	FM	GM	HM & HHM	J	JM	K	KM		R	T
SHOCK ABSORBERS - Cont'd																		
17-23-3	ABSORBER PACKAGE, Shock, w/BUSHING																	
	(rear) (except School Bus)	1,2	-	-	-	2	2	2	2	2	2	2	2	2	2	-	-	-
	(rear) (School Bus)	1,2	-	-	-	2	2	2	-	-	-	2	-	-	-	-	-	
	(rear) (except School Bus) (B-3-F up to serial No. 80401209, B-3-G up to serial No. 80093385, B-3-H up to serial No. 82599178, B-3-GM up to serial No. 83702290, B-3-HM up to serial No. 8742678, B-3-J and K up to serial No. 82829932, B-3-JM and KM up to serial No. 82952514)	3	-	-	-	2	2	2	-	2	2	2	2	2	2	-	-	-
	(rear) (except School Bus) (B-3-F after serial No. 80401209, B-3-G after serial No. 80093385, B-3-H after serial No. 82599178, B-3-GM after serial No. 83702290, B-3-HM after serial No. 8742678, B-3-J and K after serial No. 82829932, B-3-JM and KM after serial No. 82952514)	3	-	-	-	2	2	2	-	2	2	2	2	2	2	-	-	-
	(rear) (School Bus) (B-3-F up to serial No. 80401209, B-3-G up to serial No. 80093385, B-3-H up to serial No. 82599178, B-3-J up to serial No. 82829932)	4	-	-	-	2	2	2	-	-	2	2	2	2	2	-	-	-
	(rear) (School Bus) (B-3-F after serial No. 80401209, B-3-G after serial No. 80093385, B-3-H after serial No. 82599178, B-3-J after serial No. 82829932)	3	-	-	-	2	2	2	-	-	-	2	-	-	-	-	-	-
	(rear) (School Bus)	4	-	-	-	2	2	2	-	-	-	2	-	-	-	-	-	-
17-23-4	FLUID (quart)	-	★	★	★	★	★	★	★	★	★	★	★	★	★	★	★	★
	(gallon)	-	★	★	★	★	★	★	★	★	★	★	★	★	★	★	★	★
17-23-6	ABSORBER, Front Shock	1,2	-	-	-	-	-	-	-	-	-	-	-	-	2	2	2	-
	(B-3-R up to serial No. 81862427; B-3-T and B-3-V up to serial No. 81797784)	3	-	-	-	-	-	-	-	-	-	-	-	-	2	2	2	-
	(B-3-R after serial No. 81862427; B-3-T and B-3-V after serial No. 81797784)	3	-	-	-	-	-	-	-	-	-	-	-	-	2	2	2	-
	(B-3-Y up to serial No. 8303898).	3	-	-	-	-	-	-	-	-	-	-	-	-	-	-	-	2
	(B-3-Y after serial No. 8303898).	3	-	-	-	-	-	-	-	-	-	-	-	-	-	-	-	2
	4	-	-	-	-	-	-	-	-	-	-	-	-	-	-	-	2
17-23-8	ABSORBER, Rear Shock	1,2	-	-	-	-	-	-	-	-	-	-	-	-	2	2	2	-
	(School Bus)	3,4	-	-	-	-	-	-	-	-	-	-	-	-	2	2	2	-
	(except School Bus)	3,4	-	-	-	-	-	-	-	-	-	-	-	-	2	2	2	-
17-23-44	SPACER, Frame Side Rail (rear).	-	2	2	2	-	-	-	-	-	-	-	-	-	-	-	-	-
	Rivet	-	2	2	2	-	-	-	-	-	-	-	-	-	-	-	-	-
17-23-52	BUSHING, Pivot (Domestic)	1	16	16	-	-	-	-	-	-	-	-	-	-	-	-	-	-
	(front) (Domestic)	1	-	-	8	-	-	-	-	-	-	-	-	-	-	-	-	-

★ Indicates use as required.

☐ Indicates parts not listed in any previous parts books.

Series No. (1 indicates B-1 Series) (2 indicates B-2 Series) (3 indicates B-3 Series) (4 indicates B-4 Series)

Where no Series No. is shown part is for, B-1, B-2, B-3 and B-4 Series.

* Indicates change or addition.

Prices and specifications subject to change without notice.

CODE	PART NAME AND DESCRIPTION	SERIES NO.	MODEL CODES													PART NO.			
			B	C	D	F	G	H & HH	FM	GM	HM & HHM	J	JM	K	KM		R	T	V
SHOCK ABSORBERS - Cont'd																			
17-23-52	BUSHING (rear) (Domestic)	1	-	-	8	-	-	-	-	-	-	-	-	-	-	-	-	-	668 164
	(Domestic)	2	8	8	8	-	-	-	-	-	-	-	-	-	-	-	-	-	1325 181
	(Domestic)	3,4	8	8	8	-	-	-	-	-	-	-	-	-	-	-	-	-	1319 902
	(front) (Export)	1,2	4	-	4	-	-	-	-	-	-	-	-	-	-	-	-	-	1325 181
	(rear) (Export)	1,2	8	-	8	-	-	-	-	-	-	-	-	-	-	-	-	-	1314 840
	(Export)	3,4	8	-	8	-	-	-	-	-	-	-	-	-	-	-	-	-	1319 902
		1,2	-	-	-	16	16	16	16	16	16	16	16	16	-	-	-	-	930 048
		3,4	-	-	-	8	8	8	-	8	8	8	8	-	-	-	-	-	1319 902
	Pivot (Export)	-	-	-	-	-	-	-	-	-	-	-	-	-	16	8	8	8	930 048
17-23-53	WASHER, Pivot Bushing (inner)	1	8	8	8	-	-	-	-	-	-	-	-	-	-	-	-	-	855 917
	(outer)	1	8	8	8	-	-	-	-	-	-	-	-	-	-	-	-	-	855 004
	(inner) (Domestic)	2	4	4	4	-	-	-	-	-	-	-	-	-	-	-	-	-	1325 183
	(outer) (Domestic)	2	4	4	4	-	-	-	-	-	-	-	-	-	-	-	-	-	1325 182
	(inner) (Export)	2	8	-	8	-	-	-	-	-	-	-	-	-	-	-	-	-	1142 547
	(outer) (Export)	2	8	-	8	-	-	-	-	-	-	-	-	-	-	-	-	-	1142 548
	(front, inner)	3,4	2	2	2	-	-	-	-	-	-	-	-	-	-	-	-	-	1319 555
	(front, outer)	3,4	4	4	4	-	-	-	-	-	-	-	-	-	-	-	-	-	1319 554
	(rear, lower, outer)	3,4	2	2	2	-	-	-	-	-	-	-	-	-	-	-	-	-	1319 554
	(rear, lower, inner) (Domestic)	3,4	-	-	2	-	-	-	-	-	-	-	-	-	-	-	-	-	1271 835
	(rear, lower, inner) (Export)	3,4	-	-	2	-	-	-	-	-	-	-	-	-	-	-	-	-	1319 555
	(rear, upper, inner)	3,4	2	2	2	-	-	-	-	-	-	-	-	-	-	-	-	-	1319 555
	(rear, upper, outer)	3,4	2	2	2	-	-	-	-	-	-	-	-	-	-	-	-	-	1319 554
	RETAINER, Bushing	1,2	-	-	-	16	16	16	16	16	16	16	16	16	-	-	-	-	930 050
	WASHER, Pivot Bushing (front, inner)	3,4	-	-	-	4	4	4	-	4	4	4	4	4	-	-	-	-	1319 555
	(front, outer)	3,4	-	-	-	4	4	4	-	4	4	4	4	4	-	-	-	-	1319 554
	(rear, inner)	3,4	-	-	-	4	4	4	-	4	4	4	4	4	-	-	-	-	1319 555
	(rear, outer)	3,4	-	-	-	4	4	4	-	4	4	4	4	4	-	-	-	-	1319 554
	WASHER, Front Frame Anchor Stud (B-3-F after serial No. 80400273, B-3-G after serial No. 80091584, B-3-H after serial No. 82596471, B-3-J and B-3-K after serial No. 82828570)	3	-	-	-	4	4	4	-	-	-	4	-	4	-	-	-	-	1393 289
		4	-	-	-	4	4	4	-	-	-	4	-	4	-	-	-	-	1393 289
	RETAINER, Bushing	-	-	-	-	-	-	-	-	-	-	-	-	-	16	8	8	8	930 050
17-23-56	STUD (front)	1,2	2	2	2	-	-	-	-	-	-	-	-	-	-	-	-	-	912 427
	(front)	3,4	2	2	2	-	-	-	-	-	-	-	-	-	-	-	-	-	1271 961
	(rear, upper)	1,2	2	2	2	-	-	-	-	-	-	-	-	-	-	-	-	-	599 896
	(rear, lower)	1,2	2	2	2	-	-	-	-	-	-	-	-	-	-	-	-	-	1195 113
	(rear, upper)	3,4	2	2	2	-	-	-	-	-	-	-	-	-	-	-	-	-	1271 821
	(rear, lower)	3,4	2	2	2	-	-	-	-	-	-	-	-	-	-	-	-	-	1271 822
	(rear, lower)	3,4	-	-	2	-	-	-	-	-	-	-	-	-	-	-	-	-	1271 823
	Nut	-	6	6	6	-	-	-	-	-	-	-	-	-	-	-	-	-	126 016
	STUD, Anchor	1,2	-	-	-	8	8	8	8	8	8	8	8	8	-	-	-	-	1090 882
	Nut	-	-	-	-	16	16	16	16	16	16	16	16	16	-	-	-	-	128 180
	STUD, Front Axle Bracket Anchor Front Frame Bracket Anchor (B-3-F up to serial No. 80400273, B-3-G up to serial No. 80091584, B-3-H up to serial No. 82596471, B-3-J and B-3-K up to serial No. 82828570)	3,4	-	-	-	2	2	2	-	2	2	2	2	2	-	-	-	-	1272 724
		3	-	-	-	2	2	2	-	-	-	2	-	2	-	-	-	-	1272 724
	Nut	-	-	-	-	4	4	4	-	4	4	4	-	4	-	-	-	-	124 645
	Washer, lock	-	-	-	-	4	4	4	-	4	4	4	-	4	-	-	-	-	131 046

★Indicates use as required.

☐Indicates parts not listed in any previous parts books.

Series No. (1 indicates B-1 Series) (2 indicates B-2 Series) (3 indicates B-3 Series) (4 indicates B-4 Series)

Where no Series No. is shown part is for B-1, B-2, B-3 and B-4 Series.

April 13, 1953 Supersedes Dec. 31, 1952.

Prices and specifications subject to change without notice.

Printed in U.S.A.

* Indicates change or addition.

CODE	PART NAME AND DESCRIPTION	SERIES NO.	MODEL CODES													PART NO.				
			B	C	D	F	G	H & HH	FM	GM	HM & HHM	J	JM	K	KM		R	T	V	Y
SHOCK ABSORBERS - Cont'd																				
17-23-56	STUD, Front Frame Bracket Anchor (B-3-F after serial No. 80400273, B-3-G after serial No. 80091584, B-3-H after serial No. 82596471, B-3-J and B-3-K after serial No. 82828570)	3	-	-	-	2	2	2	2	-	-	-	2	-	2	-	-	-	-	1393 288
	Nut	-	-	-	-	2	2	2	2	-	-	-	2	-	2	-	-	-	-	128 180
	STUD, Front Frame Anchor	4	-	-	-	2	2	2	2	-	-	-	2	-	2	-	-	-	-	1393 288
	Nut	-	-	-	-	2	2	2	2	-	-	-	2	-	2	-	-	-	-	128 180
	STUD, Front Frame Bracket Anchor	3,4	-	-	-	-	-	-	-	2	2	-	2	-	2	-	-	-	-	1272 724
	Nut	-	-	-	-	-	-	-	-	2	2	-	2	-	2	-	-	-	-	124 645
	Washer, lock	-	-	-	-	-	-	-	-	2	2	-	2	-	2	-	-	-	-	131 046
	STUD, Rear Axle and Frame Anchor (B-3-F up to serial No. 80401209, B-3-G up to serial No. 80093385, B-3-H up to serial No. 82599178, B-3-GM up to serial No. 83702290, B-3-HM up to serial No. 8742678, B-3-J and B-3-K up to serial No. 82829932, B-3-JM and B-3-KM up to serial No. 82952514)	3	-	-	-	4	4	4	-	4	4	4	4	4	4	-	-	-	-	1272 724
	Nut	-	-	-	-	4	4	4	-	4	4	4	4	4	4	-	-	-	-	124 645
	Washer, lock	-	-	-	-	4	4	4	-	4	4	4	4	4	4	-	-	-	-	131 046
	STUD, Rear Frame Anchor (B-3-F after serial No. 80401209, B-3-G after serial No. 80093385, B-3-H after serial No. 82599178, B-3-GM after serial No. 83702290, B-3-HM, after serial No. 8742678, B-3-J and B-3-K after serial No. 82829932, B-3-JM and B-3-KM after serial No. 82952514)	3	-	-	-	2	2	2	-	2	2	2	2	2	2	-	-	-	-	1393 301
	Nut	4	-	-	-	2	2	2	-	2	2	2	2	2	2	-	-	-	-	1393 301
	STUD, Anchor	-	-	-	-	2	2	2	-	2	2	2	2	2	2	-	-	-	-	128 180
	Nut	-	-	-	-	2	2	2	-	2	2	2	2	2	2	-	-	-	-	1090 882
	Pin, cotter	-	-	-	-	-	-	-	-	-	-	-	-	-	8	4	4	-	-	128 180
	STUD, Anchor (4 7/8" lgh.)	-	-	-	-	-	-	-	-	-	-	-	-	-	16	8	8	-	-	103 399
	(5 3/16" lgh.)	-	-	-	-	-	-	-	-	-	-	-	-	-	16	8	8	-	-	1274 998
	Nut	-	-	-	-	-	-	-	-	-	-	-	-	-	-	-	-	-	4	1090 882
	Pin, cotter	-	-	-	-	-	-	-	-	-	-	-	-	-	-	-	-	-	4	128 180
		-	-	-	-	-	-	-	-	-	-	-	-	-	-	-	-	-	4	103 399
SHOCK ABSORBER BRACKETS																				
17-24-3	BRACKET, Frame (right front)	1,2	1	1	1	-	-	-	-	-	-	-	-	-	-	-	-	-	-	1194 958
	(left front)	1,2	1	1	1	-	-	-	-	-	-	-	-	-	-	-	-	-	-	1194 959
	(right front)	3,4	1	1	1	-	-	-	-	-	-	-	-	-	-	-	-	-	-	1271 962
	(left front)	3,4	1	1	1	-	-	-	-	-	-	-	-	-	-	-	-	-	-	1271 963
	Bolt, 7/16"-20 x 1 1/4"	-	2	2	2	-	-	-	-	-	-	-	-	-	-	-	-	-	-	123 841
	Bolt, 7/16"-20 x 1 3/4"	-	2	2	2	-	-	-	-	-	-	-	-	-	-	-	-	-	-	120 919
	Nut	-	4	4	4	-	-	-	-	-	-	-	-	-	-	-	-	-	-	120 370
	Washer, lock	-	4	4	4	-	-	-	-	-	-	-	-	-	-	-	-	-	-	120 383
	Washer, plain	-	4	4	4	-	-	-	-	-	-	-	-	-	-	-	-	-	-	120 395
	BRACKET, Frame (right rear)	1,2	1	1	1	-	-	-	-	-	-	-	-	-	-	-	-	-	-	590 694
	(left rear)	1,2	1	1	1	-	-	-	-	-	-	-	-	-	-	-	-	-	-	590 695
	(right rear)	3,4	1	1	1	-	-	-	-	-	-	-	-	-	-	-	-	-	-	1271 808
	(left rear)	3,4	1	1	1	-	-	-	-	-	-	-	-	-	-	-	-	-	-	1271 809

★ Indicates use as required.

Prices and specifications subject to change without notice.

☐ Indicates parts not listed in any previous parts books.

Series No. (1 indicates B-1 Series) (2 indicates B-2 Series) (3 indicates B-3 Series) (4 indicates B-4 Series)

Where no Series No. is shown part is for B-1, B-2, B-3 and B-4 Series.

* Indicates change or addition.

CODE	PART NAME AND DESCRIPTION	SERIES NO.	MODEL CODES													PART NO.		
			B	C	D	F	G	H & HH	FM	GM	HM & HHM	J	JM	K	KM		R	T
SHOCK ABSORBER BRACKETS - Cont'd																		
17-24-3	BRACKET, Frame																	
	Bolt, 3/8"-24 x 1"	-	★	★	★	-	-	-	-	-	-	-	-	-	-	-	-	-
	Nut	-	★	★	★	-	-	-	-	-	-	-	-	-	-	-	-	-
	Washer, lock	-	★	★	★	-	-	-	-	-	-	-	-	-	-	-	-	-
	BRACKET, Frame																	
	(front)	1, 2	-	-	-	2	2	2	-	-	-	2	-	2	-	-	-	-
	(front) (B-3-F up to serial No. 80400273, B-3-G up to serial No. 80091584, B-3-H up to serial No. 82596471, B-3-J and K up to serial No. 82828570)	3	-	-	-	2	2	2	-	-	-	2	-	2	-	-	-	-
	Bolt, 5/8"-18 x 2"	-	-	-	-	6	6	6	-	-	-	6	-	6	-	-	-	-
	Washer, lock	-	-	-	-	6	6	6	-	-	-	6	-	6	-	-	-	-
	BRACKET, Frame																	
	(rear) (except School Bus)																	
	(B-1-F and B-1-H up to serial No. 80327868, B-1-FM and B-1-HM up to serial No. 83508612, B-1-J and B-1-K up to serial No. 82545290, B-1-JM and B-1-KM up to serial No. 8738442)	1	-	-	-	2	-	2	2	-	2	2	2	2	2	-	-	-
	(rear) (except School Bus)																	
	(B-1-F and B-1-H after serial No. 80327868, B-1-FM and B-1-HM after serial No. 83508612, B-1-J and B-1-K after serial No. 82545290, B-1-JM and B-1-KM after serial No. 8738442)	1	-	-	-	2	-	2	2	-	2	2	2	2	2	-	-	-
	(rear) (School Bus)	1	-	-	-	2	-	-	-	-	-	2	-	-	-	-	-	-
	(rear)	2	-	-	-	2	2	2	-	2	2	2	2	2	-	-	-	-
	(rear) (B-3-F up to serial No. 80401209, B-3-G up to serial No. 80093385, B-3-H up to serial No. 82599178, B-3-GM up to serial No. 83702290, B-3-HM up to serial No. 8742678, B-3-J and K up to serial No. 82829932, B-3-JM and KM up to serial No. 82952514)	3	-	-	-	2	2	2	-	2	2	2	2	2	-	-	-	-
	Bolt, 9/16"-18 x 2"	-	-	-	-	6	6	6	-	6	6	6	6	6	-	-	-	-
	Nut	-	-	-	-	6	6	6	-	6	6	6	6	6	-	-	-	-
	Washer, lock	-	-	-	-	6	6	6	-	6	6	6	6	6	-	-	-	-
	BRACKET, Frame																	
	(right rear) (B-3-F after serial No. 80401209, B-3-G after serial No. 80093385, B-3-H after serial No. 82599178, B-3-GM after serial No. 83702290, B-3-HM after serial No. 8742678, B-3-J and K after serial No. 82829932, B-3-JM and KM after serial No. 82952514)	3	-	-	-	1	1	1	-	1	1	1	1	1	-	-	-	-

★ Indicates use as required.

Prices and specifications subject to change without notice.

□ Indicates parts not listed in any previous parts books.

Series No. (1 indicates B-1 Series) (2 indicates B-2 Series) (3 indicates B-3 Series) (4 indicates B-4 Series)

Where no Series No. is shown part is for B-1, B-2, B-3 and B-4 Series.

April 13, 1953 Supersedes Dec. 31, 1952.

Printed in U.S.A.

* Indicates change or addition.

CODE	PART NAME AND DESCRIPTION	SERIES NO.	MODEL CODES													PART NO.				
			B	C	D	F	G	H & HH	FM	GM	HM & HHM	J	JM	K	KM		R	T	V	Y
SHOCK ABSORBER BRACKETS - Cont'd																				
17-24-3	BRACKET, Frame (left rear) (B-3-F after serial No. 80401209, B-3-G after serial No. 80093385, B-3-H after serial No. 82599178, B-3-GM after serial No. 83702290, B-3-HM after serial No. 8742678, B-3-J and K after serial No. 82829932, B-3-JM and KM after serial No. 82952514)	3	-	-	-	1	1	1	-	1	1	1	1	1	1	-	-	-	-	E1393 305
	(right rear)	4	-	-	-	1	1	1	-	-	1	1	1	1	1	-	-	-	-	E1393 304
	(left rear)	4	-	-	-	1	1	1	-	-	1	1	1	1	1	-	-	-	-	E1393 305
	Bolt, 1/2"-20 x 1 5/8"	-	-	-	-	4	4	4	-	-	4	4	4	4	4	-	-	-	-	123 889
	Nut	-	-	-	-	4	4	4	-	-	4	4	4	4	4	-	-	-	-	120 371
	Washer, lock	-	-	-	-	4	4	4	-	-	4	4	4	4	4	-	-	-	-	120 383
	BRACKET, Frame (rear)	-	-	-	-	-	-	-	-	-	-	-	-	-	-	2	-	-	-	1262 778
	Bolt, 9/16"-18 x 2"	-	-	-	-	-	-	-	-	-	-	-	-	-	-	6	-	-	-	124 206
	Nut	-	-	-	-	-	-	-	-	-	-	-	-	-	-	6	-	-	-	128 025
	BRACKET, Frame (right front)	-	-	-	-	-	-	-	1	1	1	-	1	-	1	-	-	-	-	1260 868
	(left front)	-	-	-	-	-	-	-	1	1	1	-	1	-	1	-	-	-	-	1260 869
	(right front)	-	-	-	-	-	-	-	-	-	-	-	-	-	-	1	1	1	-	1191 871
	(left front)	-	-	-	-	-	-	-	-	-	-	-	-	-	-	1	1	1	-	1191 870
	(right front)	-	-	-	-	-	-	-	-	-	-	-	-	-	-	-	-	-	1	1270 150
	(left front)	-	-	-	-	-	-	-	-	-	-	-	-	-	-	-	-	-	1	1270 151
	Bolt, 5/8"-18 x 1 5/8"	-	-	-	-	-	-	-	6	6	6	-	6	-	6	-	-	-	-	123 961
	Bolt, 5/8"-18 x 2"	-	-	-	-	-	-	-	-	-	-	-	-	-	-	6	6	6	-	124 244
	Bolt, 1/2"-20 x 1 1/2"	-	-	-	-	-	-	-	-	-	-	-	-	-	-	-	-	-	6	120 234
	Nut	-	-	-	-	-	-	-	-	-	-	-	-	-	-	-	-	-	6	120 371
	Washer, lock	-	-	-	-	-	-	-	6	6	6	-	6	-	6	6	6	6	-	121 574
	Washer, lock	-	-	-	-	-	-	-	-	-	-	-	-	-	-	-	-	-	6	120 384
17-24-4	NUT, Frame Front Bracket Bolt (B-3-F up to serial No. 80400273, B-3-G up to serial No. 80091584, B-3-H up to serial No. 8259647, B-3-J and B-3-K up to serial No. 82828570)	1, 2	-	-	-	6	6	6	-	-	-	6	-	6	-	-	-	-	-	1090 636
	3	-	-	-	6	6	6	-	-	-	6	-	6	-	-	-	-	-	1090 636
	-	-	-	-	-	-	-	6	6	6	-	6	-	6	-	-	-	-	1090 636
17-24-5	SCREW, Frame Rear Bracket . . .	3, 4	2	2	4	-	-	-	-	-	-	-	-	-	-	-	-	-	-	617 049
17-24-10	BRACKET, Axle (right front) . . .	1, 2	-	-	-	1	1	1	-	-	-	1	-	1	-	-	-	-	-	1196 446
	(left front)	1, 2	-	-	-	1	1	1	-	-	-	1	-	1	-	-	-	-	-	1196 447
	(right front) (B-3-F up to serial No. 80400273, B-3-G up to serial No. 80091584, B-3-H up to serial No. 82596471, B-3-J and B-3-K up to serial No. 82828570)	3	-	-	-	1	1	1	-	-	-	1	-	1	-	-	-	-	-	1196 446
	(left front) (B-3-F up to serial No. 80400273, B-3-G up to serial No. 80091584, B-3-H up to serial No. 82596471, B-3-J and B-3-K up to serial No. 82828570).	3	-	-	-	1	1	1	-	-	-	1	-	1	-	-	-	-	-	1196 447

★Indicates use as required.

⊠Indicates parts not listed in any previous parts books.

Series No. (1 indicates B-1 Series) (2 indicates B-2 Series) (3 indicates B-3 Series) (4 indicates B-4 Series)

Where no Series No. is shown part is for B-1, B-2, B-3 and B-4 Series.

Prices and specifications subject to change without notice.

CODE	PART NAME AND DESCRIPTION	SERIES NO.	MODEL CODES													PART NO.			
			B	C	D	F	G	H & HH	FM	GM	HM & HHM	J	JM	K	KM		R	T	V
SHOCK ABSORBER BRACKETS - Cont'd																			
17-24-10	BRACKET, Axle (right front) (B-3-F after serial No. 80400273, B-3-G after serial No. 80091584, B-3-H after serial No. 82596471, B-3-J and B-3-K after serial No. 82828570)	3	-	-	-	1	1	1	-	-	-	1	-	1	-	-	-	-	1260 870
	(left front) (B-3-F after serial No. 80400273, B-3-G after serial No. 80091584, B-3-H after serial No. 82596471, B-3-J and B-3-K after serial No. 82828570)	3	-	-	-	1	1	1	-	-	-	1	-	1	-	-	-	-	1260 871
	(right front)	4	-	-	-	1	1	1	-	-	-	1	-	1	-	-	-	-	1260 870
	(left front)	4	-	-	-	1	1	1	-	-	-	1	-	1	-	-	-	-	1260 871
	(right front)	-	-	-	-	-	-	-	1	1	1	-	1	-	1	-	-	-	1260 870
	(left front)	-	-	-	-	-	-	-	1	1	1	-	1	-	1	-	-	-	1260 871
	(right front)	1	-	-	-	-	-	-	-	-	-	-	-	-	-	1	-	-	1196 446
	(left front)	1	-	-	-	-	-	-	-	-	-	-	-	-	-	1	-	-	1196 447
	(right front) (except 229" W.B.)	2, 3, 4	-	-	-	-	-	-	-	-	-	-	-	-	-	1	-	-	1196 446
	(left front) (except 229" W.B.)	2, 3, 4	-	-	-	-	-	-	-	-	-	-	-	-	-	1	-	-	1196 447
	(right front) (229" W.B.)	2, 3, 4	-	-	-	-	-	-	-	-	-	-	-	-	-	1	-	-	1261 074
	(left front) (229" W.B.)	2, 3, 4	-	-	-	-	-	-	-	-	-	-	-	-	-	1	-	-	1261 075
	(right front)	-	-	-	-	-	-	-	-	-	-	-	-	-	-	1	1	-	1261 074
	(left front)	-	-	-	-	-	-	-	-	-	-	-	-	-	-	1	1	-	1261 075
	(front)	-	-	-	-	-	-	-	-	-	-	-	-	-	-	-	-	2	1270 154
	Bolt, 5/8"-18 x 2 1/4"	-	-	-	-	-	-	-	-	-	-	-	-	-	-	-	-	2	124 250
	Bolt, 5/8"-18 x 3 1/2"	-	-	-	-	-	-	-	-	-	-	-	-	-	-	-	-	2	124 418
	Nut	-	-	-	-	-	-	-	-	-	-	-	-	-	-	-	-	4	121 358
	Washer, lock	-	-	-	-	-	-	-	-	-	-	-	-	-	-	-	-	4	121 574
BRACKET, Axle, w/Anchor STUD																			
	(right rear) (B-3-F after serial No. 80401209, B-3-G after serial No. 80093385, B-3-GM after serial No. 83702290)	3	-	-	-	1	1	-	-	1	-	-	-	-	-	-	-	-	E1393 306
	(left rear) (B-3-F after serial No. 80401209, B-3-G after serial No. 80093385, B-3-GM after serial No. 83702290)	3	-	-	-	1	1	-	-	1	-	-	-	-	-	-	-	-	E1393 307
	(right rear)	4	-	-	-	1	1	-	-	1	-	-	-	-	-	-	-	-	E1393 306
	(left rear)	4	-	-	-	1	1	-	-	1	-	-	-	-	-	-	-	-	E1393 307
	(right rear) (B-3-H from serial No. 82599178 to 82608533, B-3-HM from serial No. 8742678 to 8742926)	3	-	-	-	-	-	1	-	-	1	-	-	-	-	-	-	-	E1393 306
	(left rear) (B-3-H from serial No. 82599178 to 82608533, B-3-HM from serial No. 8742678 to 8742926)	3	-	-	-	-	-	1	-	-	1	-	-	-	-	-	-	-	E1393 307
	(right rear) (except with 5000 lb. rear spring) (B-3-H after serial No. 82608533, B-3-HM after serial-No. 8742926)	3	-	-	-	-	-	1	-	-	1	-	-	-	-	-	-	-	E1393 306
	(left rear) (except with 5000 lb. rear spring) (B-3-H after serial No. 82608533, B-3-HM after serial No. 8742926)	3	-	-	-	-	-	1	-	-	1	-	-	-	-	-	-	-	E1393 307

★Indicates use as required.

Prices and specifications subject to change without notice.

□Indicates parts not listed in any previous parts books.
Series No. (1 indicates B-1 Series) (2 indicates B-2 Series) (3 indicates B-3 Series) (4 indicates B-4 Series)
Where no Series No. is shown part is for B-1, B-2, B-3 and B-4 Series.

Printed in U.S.A.

SHOCK ABSORBER COMPONENT PARTS

Note: Two types of Shock Absorbers are used on B Series Trucks. One type is not serviceable except as an assembly. The second type can be disassembled and repaired. Component parts for the serviceable type are listed below. Find the part number of the Shock Absorber, which is stamped on the DIRT SHIELD, and then specify the component parts for that part number from the chart below.

Continued on opposite page. Read across

CODE	PART NAME								
	SHOCK ABSORBERS	1194 956	1196 318	1261 062	1265 820	1265 821	1266 165	1266 166	1266 467
17-26-2	VALVE, Compression . . .	1125 817	1265 829	1271 046	1266 418	1266 420	1266 418	1266 420	1266 418
17-26-6	TUBE, Cylinder	-----	-----	-----	1328 870	1274 202	1266 421	1266 422	1266 421
	TUBE, Pressure	-----	-----	1263 924	-----	-----	-----	-----	-----
17-26-8	TUBE, Dust Shield, w/Plate	1123 297	1123 296	-----	-----	-----	1123 297	1123 296	-----
	HEAD	-----	-----	1263 919	-----	-----	-----	-----	-----
17-26-9	GASKET, Reserve Tube . .	-----	-----	1193 655	-----	-----	-----	-----	-----
17-26-10	WASHER, Reserve Tube . .	-----	-----	1193 656	-----	-----	-----	-----	-----
17-26-11	PISTON	689 784	689 784	1090 611	1313 661	1313 661	689 784	689 784	689 784
17-26-12	NUT, Piston	1122 610	1122 610	1193 664	1314 336	1314 336	1122 610	1122 610	1122 610
17-26-13	WASHER, Piston Support . .	-----	-----	1193 657	-----	-----	-----	-----	-----
17-26-14	WASHER, Piston, w/PIN . .	689 787	689 787	-----	689 787	689 787	689 787	689 787	689 787
17-26-15	SPACER, Piston Washer . .	689 790	689 790	1193 658	689 790	689 790	689 790	689 790	689 790
17-26-16	VALVE, Piston Intake . . .	689 785	689 785	-----	689 785	689 785	689 785	689 785	689 785
17-26-18	SPRING, Intake Valve Spider	689 786	689 786	-----	689 786	689 786	689 786	689 786	689 786
17-26-19	GUIDE, Piston Rod, w/SEAL	⊠1314 724	⊠1314 724	1193 669	-----	-----	⊠1314 724	⊠1314 724	⊠1314 724
	GUIDE	-----	-----	-----	1313 740	1313 740	-----	-----	-----
17-26-20	SPRING, Piston Rod Guide Seal	-----	-----	-----	1313 737	1313 737	-----	-----	-----
17-26-22	NUT, Piston Rod Guide Retainer	-----	-----	-----	1313 741	1313 741	-----	-----	-----
	RING, Locking	-----	-----	1090 612	-----	-----	-----	-----	-----
17-26-23	GASKET, Rod Guide Reservoir	958 375	958 375	-----	1313 738	1313 738	958 375	958 375	958 375
17-26-24	RETAINER, Rod Guide Reservoir Gasket	958 376	958 376	-----	1313 736	1313 736	958 376	958 376	958 376
17-26-25	OIL SEAL, Piston Rod Guide	-----	-----	-----	1313 739	1313 739	-----	-----	-----
17-26-28	CAP, Piston Rod Guide Oil Seal	-----	-----	-----	1313 735	1313 735	-----	-----	-----
17-26-31	SPRING, Rebound Valve . .	674 078	852 120	1193 663	674 078	852 120	674 078	852 120	674 078
17-26-32	DISC, Rebound Valve Spring	689 791	689 792	-----	689 791	689 792	689 791	689 792	689 791
	DISC, Piston Spring	-----	-----	1193 660	-----	-----	-----	-----	-----
17-26-33	WASHER, Rebound Valve Spring Disc	689 793	689 793	-----	689 793	689 793	689 793	689 793	689 793
17-26-36	SEAT, Rebound Valve Spring	689 794	689 794	-----	689 794	689 794	689 794	689 794	689 794
	SEAT, Piston Spring	-----	-----	1193 661	-----	-----	-----	-----	-----
17-26-38	PLATE, Rebound Valve Orifice	1265 840	853 065	-----	1265 840	853 065	1265 840	853 065	1265 840
	SPACER, Piston Metering . .	-----	-----	1193 659	-----	-----	-----	-----	-----
17-26-40	BAFFLE, Reservoir	-----	-----	-----	1314 331	1314 331	-----	-----	-----
17-26-48	VALVE, Shut-Off	-----	-----	1193 666	-----	-----	-----	-----	-----

★Indicates use as required.

Prices and specifications subject to change without notice.

⊠Indicates parts not listed in any previous parts books.

Series No. (1 indicates B-1 Series) (2 indicates B-2 Series) (3 indicates B-3 Series) (4 indicates B-4 Series)

Where no Series No. is shown part is for B-1, B-2, B-3 and B-4 Series.

Printed in U.S.A.

SHOCK ABSORBER COMPONENT PARTS - Cont'd

Continued from previous page. Read across

PART NAME											
1266 468	1270 147	1271 820	1271 932	1274 149	1274 151	1274 153	⊠1392 037	⊠1392 039	⊠1392 041	⊠1392 043	⊠1392 045
1266 420	1271 046	1266 420	1266 418	1271 948	⊠1392 051	⊠1392 051	⊠1324 174	⊠1324 174	⊠1392 051	⊠1392 051	⊠1392 051
1266 422	-----	1274 202	1328 870	-----	-----	1274 204	-----	-----	-----	-----	-----
-----	1270 160	-----	-----	-----	-----	-----	-----	-----	-----	-----	-----
-----	-----	-----	-----	-----	-----	-----	-----	-----	-----	-----	-----
-----	1193 655	-----	-----	-----	-----	-----	-----	-----	-----	-----	-----
-----	1193 656	-----	-----	-----	-----	-----	-----	-----	-----	-----	-----
689 784	1090 611	1313 661	1313 661	1313 661	1313 661	1313 661	1313 661	1313 661	1313 661	1313 661	1313 661
1122 610	1193 664	1314 336	1314 336	1314 336	1314 336	1314 336	1314 336	1314 336	1314 336	1314 336	1314 336
-----	1193 657	-----	-----	-----	-----	-----	-----	-----	-----	-----	-----
689 787	-----	689 787	689 787	689 787	689 787	689 787	689 787	689 787	689 787	689 787	689 787
689 790	1193 658	689 790	689 790	689 790	689 790	689 790	689 790	689 790	689 790	689 790	689 790
689 785	-----	689 785	689 785	689 785	689 785	689 785	689 785	689 785	689 785	689 785	689 785
689 786	-----	689 786	689 786	689 786	689 786	689 786	689 786	689 786	689 786	689 786	689 786
⊠1314 724	1193 669	-----	-----	-----	-----	-----	-----	-----	-----	-----	-----
-----	-----	1313 740	1313 740	1313 740	1313 740	1313 740	1313 740	1313 740	1313 740	1313 740	1313 740
-----	-----	1313 737	1313 737	1313 737	1313 737	1313 737	1313 737	1313 737	1313 737	1313 737	1313 737
-----	-----	1313 741	1313 741	1313 741	1313 741	1313 741	1313 741	1313 741	1313 741	1313 741	1313 741
958 375	-----	1313 738	1313 738	1313 738	1313 738	1313 738	1313 738	1313 738	1313 738	1313 738	1313 738
958 376	-----	1313 736	1313 736	1313 736	1313 736	1313 736	1313 736	1313 736	1313 736	1313 736	1313 736
-----	-----	1313 739	1313 739	1313 739	1313 739	1313 739	1313 739	1313 739	1313 739	1313 739	1313 739
-----	-----	1313 735	1313 735	1313 735	1313 735	1313 735	1313 735	1313 735	1313 735	1313 735	1313 735
852 120	1193 663	852 120	674 078	677 860	677 860	677 860	674 078	852 120	677 860	677 860	677 860
689 792	-----	689 792	689 791	689 791	689 791	1271 954	689 791	689 792	689 791	689 791	1271 954
-----	1193 660	-----	-----	-----	-----	-----	-----	-----	-----	-----	-----
689 793	-----	689 793	689 793	689 793	689 793	689 793	689 793	689 793	689 793	689 793	689 793
689 794	-----	689 794	689 794	689 794	689 794	689 794	689 794	689 794	689 794	689 794	689 794
-----	1193 661	-----	-----	-----	-----	-----	-----	-----	-----	-----	-----
853 065	-----	853 065	1265 840	958 666	958 666	958 666	1265 840	853 065	958 666	958 666	958 666
-----	1193 659	-----	-----	-----	-----	-----	-----	-----	-----	-----	-----
-----	-----	1314 331	1314 331	1314 331	1314 331	1314 331	1314 331	1314 331	1314 331	1314 331	1314 331
-----	1193 666	-----	-----	-----	-----	-----	-----	-----	-----	-----	-----

★Indicates use as required.

⊠Indicates parts not listed in any previous parts books.

Series No. (1 indicates B-1 Series) (2 indicates B-2 Series) (3 indicates B-3 Series) (4 indicates B-4 Series)

Where no Series No. is shown part is for B-1, B-2, B-3 and B-4 Series.

Prices and specifications subject to change without notice.

CODE	PART NAME AND DESCRIPTION	SERIES NO.	MODEL CODES													PART NO.
			B	C	D	F	G	H & HH	FM	GM	HM & HHM	J	JM	K	KM	

NOTES

★Indicates use as required.

□Indicates parts not listed in any previous parts books.

Series No. (1 indicates B-1 Series) (2 indicates B-2 Series) (3 indicates B-3 Series) (4 indicates B-4 Series)

Where no Series No. is shown part is for B-1, B-2, B-3 and B-4 Series.

December 31, 1952

Prices and specifications subject to change without notice.