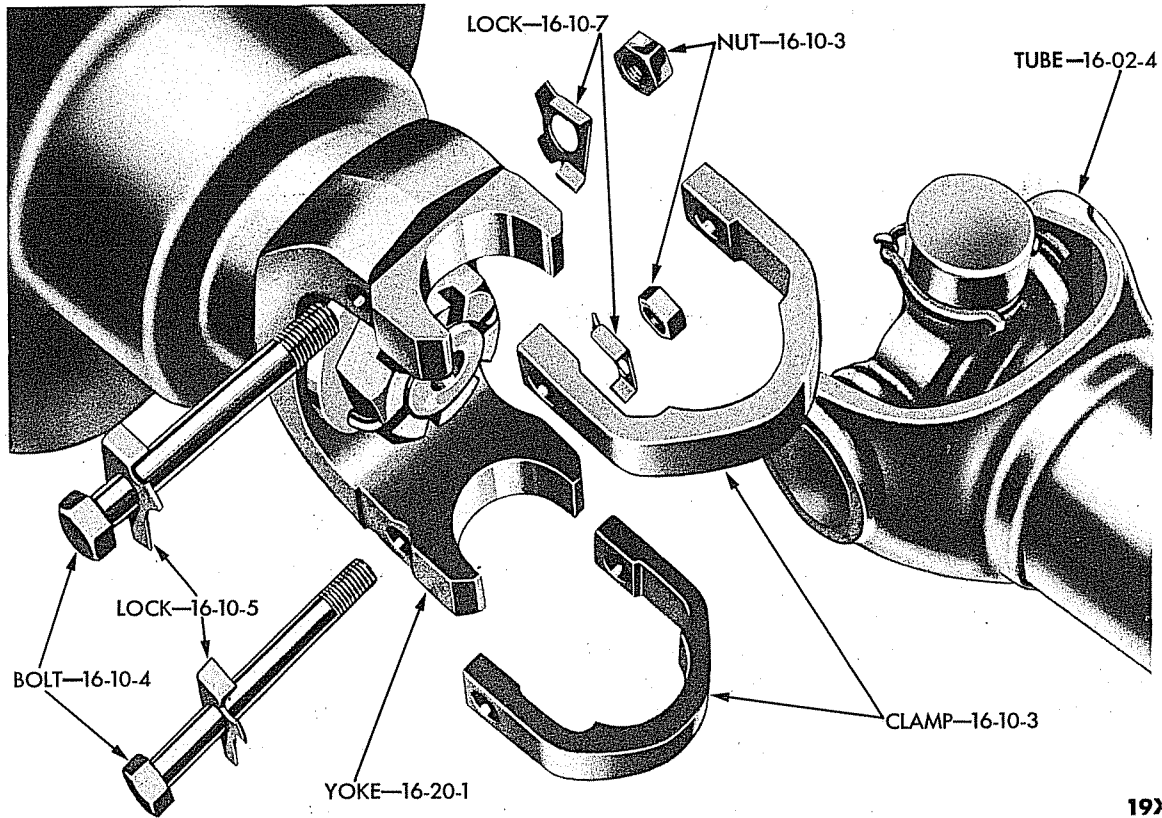


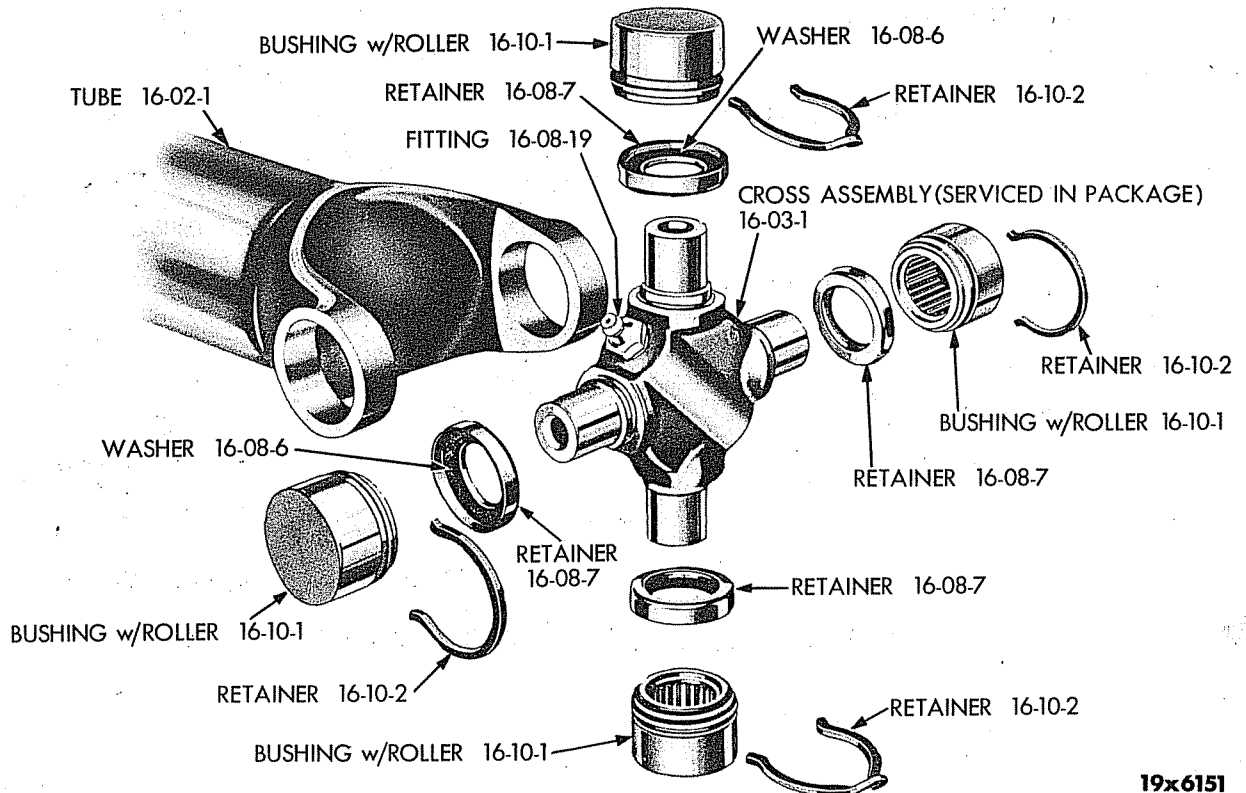
GROUP 16 - PROPELLER SHAFT AND UNIVERSAL JOINT



19X5345

Plate 16-1

UNIVERSAL JOINT (AXLE-END) (D, J, JM, K, KM) (EXPLODED VIEW)



19x6151

Plate 16-2

UNIVERSAL JOINT (D, J, JM, K, KM) (EXPLODED VIEW)

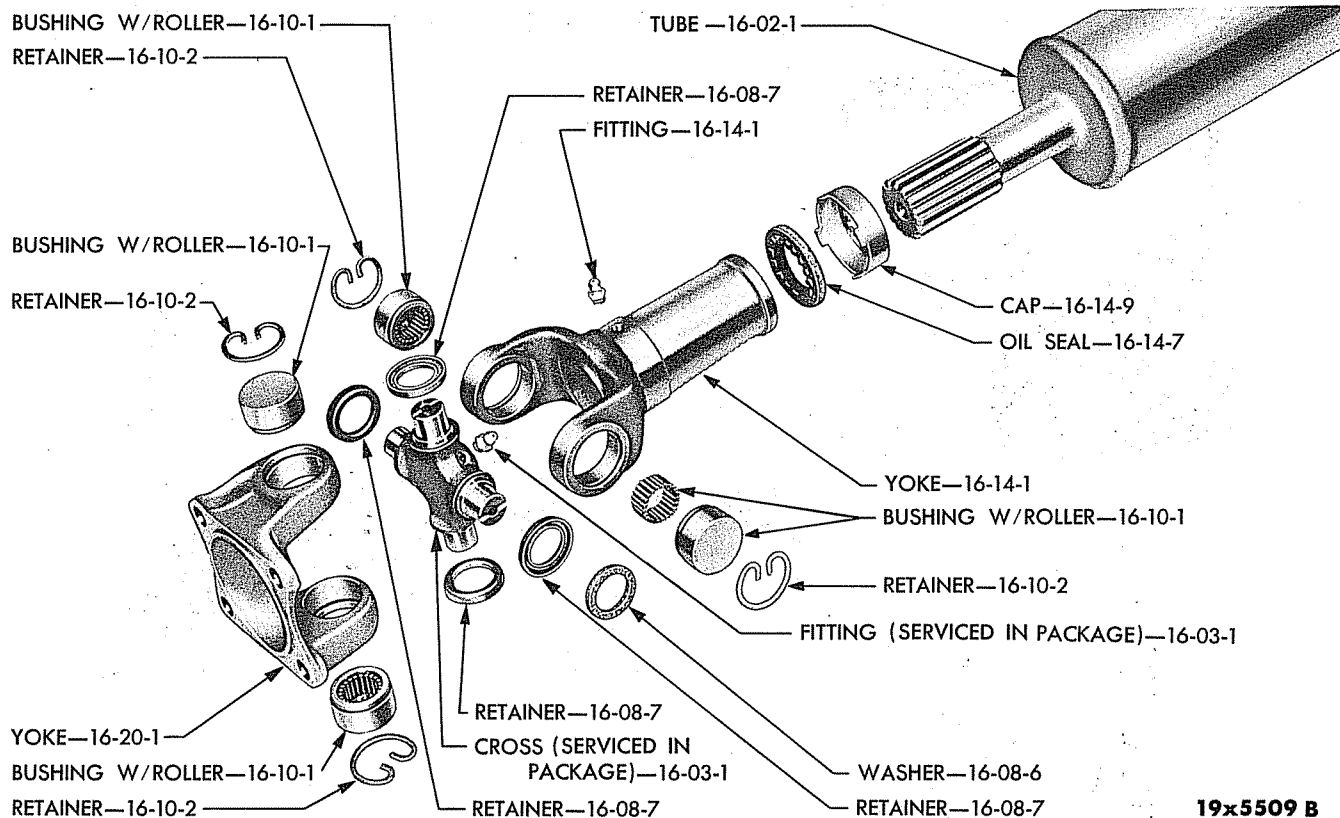


Plate 16-3

UNIVERSAL JOINT (B AND C - RETAINER TYPE) (EXPLODED VIEW)

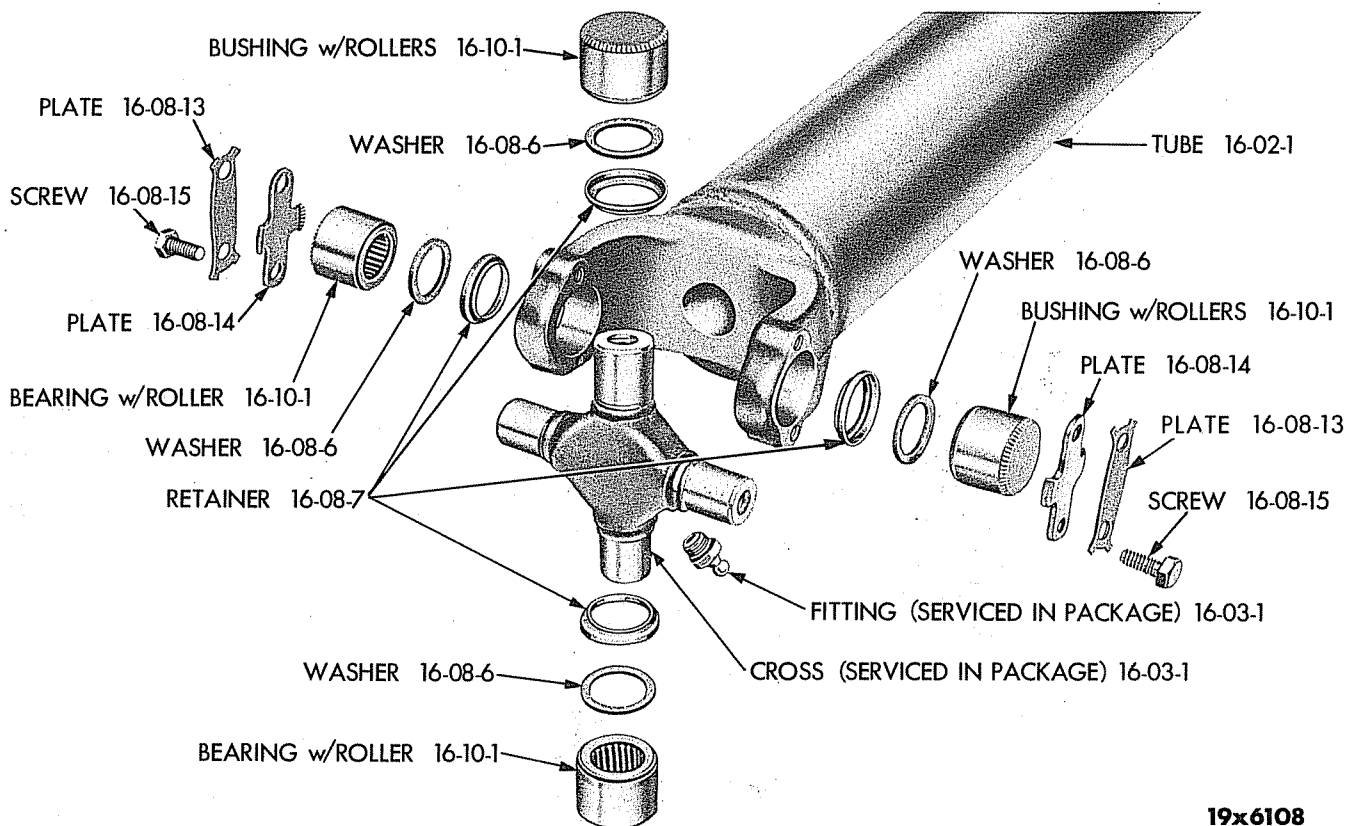
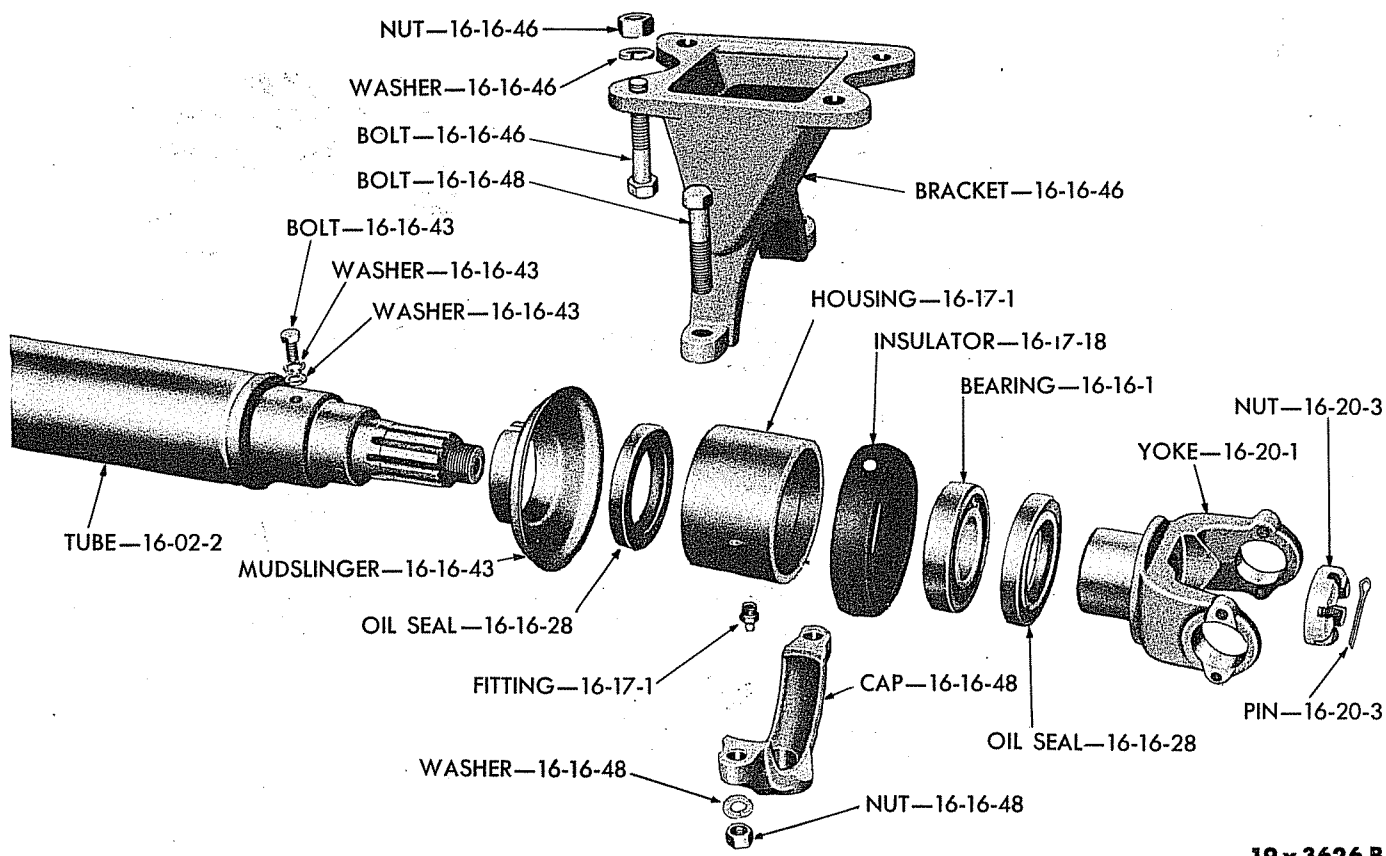


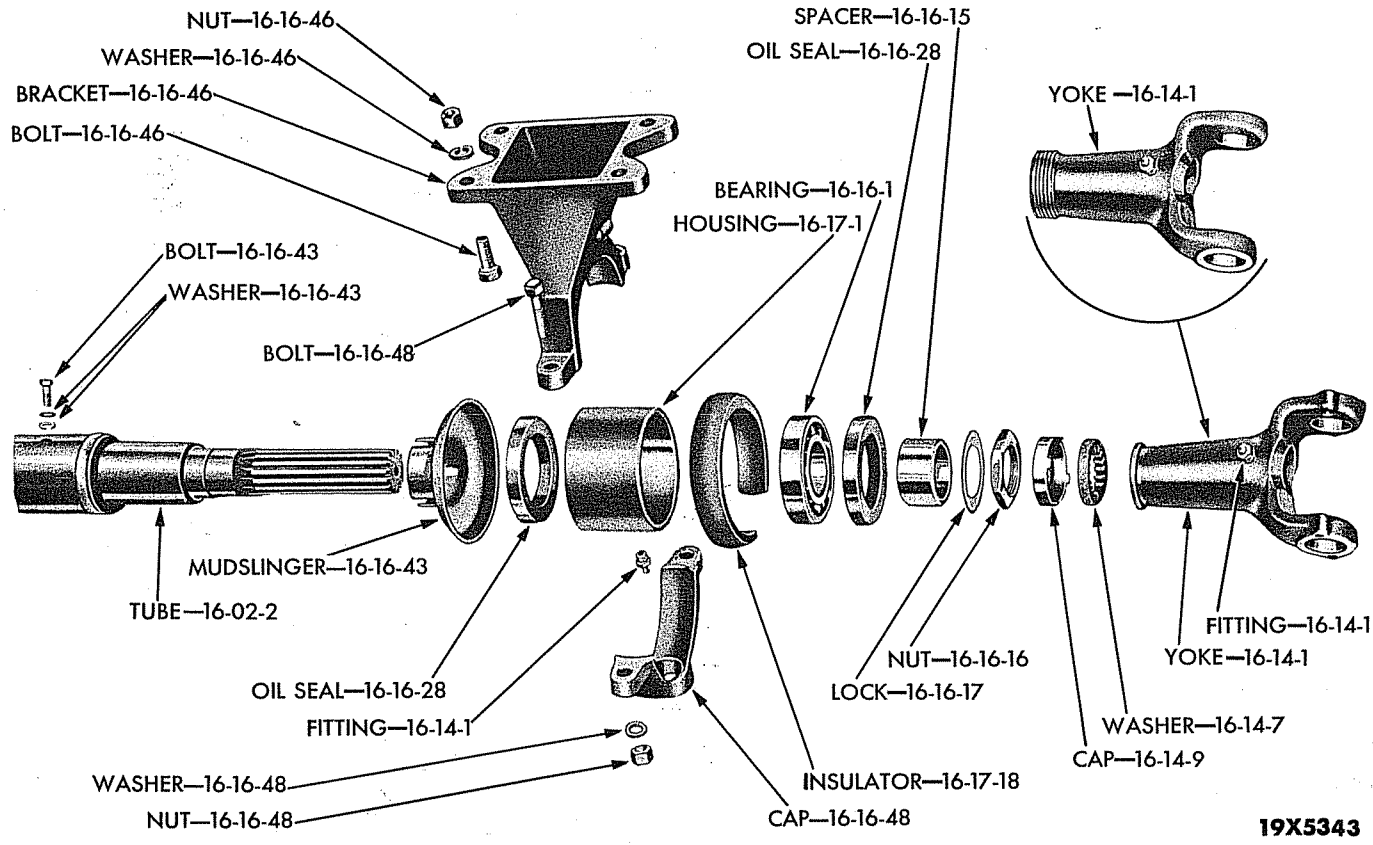
Plate 16-4

UNIVERSAL JOINT (EXCEPT D, J, JM, K, KM - LOCK-PLATE TYPE) (EXPLODED VIEW)



19x3626 B

Plate 16-5 CENTER BEARING (R, T, V AND Y) (EXCEPT B-4) (EXPLODED VIEW)



19X5343

Plate 16-6 CENTER BEARING (EXCEPT R, T, V AND Y) (EXCEPT B-4) (EXPLODED VIEW)

CODE	PART NAME AND DESCRIPTION	SERIES NO.	MODEL CODES													PART NO.
			B	C	D	F	G	H&HH	FM	GM	HM & HHM	J	JM	K	KM	

Note: There are two types of propeller shafts used on the models B-2-B and B-2-C trucks.

Parts indicated with a single dagger (†) are the "UP TO" or Lock Plate type propeller shafts and related parts.

Parts indicated with a double dagger (‡) are the "AFTER" on Retainer type propeller shafts and related parts.

Identification of these propeller shafts can be made by determining the method by which the bushings and rollers are held in place.

On the Lock Plate type propeller shafts, each bushing and roller is held in place by a lock plate and two bolts.

On the Retainer type propeller shafts, each bushing and roller is held in place by a U-shaped snap ring.

PROPELLER SHAFT - LESS UNIVERSAL JOINT

16-02-1	TUBE (3 Speed Trans.) (60 1/2" lgh.)	1	1	-	-	-	-	-	-	-	-	-	-	-	-	-	-	-	-	1189 899
	(3 Speed Trans.) (w/o Fluid Drive) (60 1/2" lgh.)	2	1	-	-	-	-	-	-	-	-	-	-	-	-	-	-	-	-	†1189 899
	(3 Speed Trans.) (w/o Fluid Drive) (60 13/16" lgh.)	2	1	-	-	-	-	-	-	-	-	-	-	-	-	-	-	-	-	‡1270 185
	(3 Speed Trans.) (w/o Fluid Drive) (108" W.B.) (60 13/16" lgh.)	3,4	1	-	-	-	-	-	-	-	-	-	-	-	-	-	-	-	-	1270 185
	(3 Speed Trans.) (w/Fluid Drive) (55 3/16" lgh.)	-	1	-	-	-	-	-	-	-	-	-	-	-	-	-	-	-	-	1270 323
	(4 Speed Trans.) (58 7/8" lgh.)	1	1	-	-	-	-	-	-	-	-	-	-	-	-	-	-	-	-	1266 103
	(4 Speed Trans.) (w/o Fluid Drive) (58 7/8" lgh.)	2	1	-	-	-	-	-	-	-	-	-	-	-	-	-	-	-	-	†1266 103
	(4 Speed Trans.) (w/o Fluid Drive) (59 3/16" lgh.)	2	1	-	-	-	-	-	-	-	-	-	-	-	-	-	-	-	-	‡1270 298
	(4 Speed Trans.) (w/o Fluid Drive) (108" W.B.) (59 3/16" lgh.)	3,4	1	-	-	-	-	-	-	-	-	-	-	-	-	-	-	-	-	1270 298
	(4 Speed Trans.) (w/Fluid Drive) (53 9/16" lgh.)	-	1	-	-	-	-	-	-	-	-	-	-	-	-	-	-	-	-	1270 327
	(TRUCK-O-MATIC Trans.) (108" W.B.) (48 3/16" lgh.)	4	1	-	-	-	-	-	-	-	-	-	-	-	-	-	-	-	-	‡1390 254
	(3 Speed Trans.) (66 3/8" lgh.)	1	-	1	-	-	-	-	-	-	-	-	-	-	-	-	-	-	-	1265 279
	(3 Speed Trans.) (w/o Fluid Drive) (66 3/8" lgh.)	2	-	1	-	-	-	-	-	-	-	-	-	-	-	-	-	-	-	†1265 279
	(3 Speed Trans.) (w/o Fluid Drive) (68 13/16" lgh.)	2	-	1	-	-	-	-	-	-	-	-	-	-	-	-	-	-	-	‡1270 188
	(3 Speed Trans.) (w/o Fluid Drive) (116" W.B.) (68 13/16" lgh.)	3,4	1	1	-	-	-	-	-	-	-	-	-	-	-	-	-	-	-	1270 188
	(3 Speed Trans.) (w/Fluid Drive) (116" W.B.) (68 3/16" lgh.)	2,3,4	1	1	-	-	-	-	-	-	-	-	-	-	-	-	-	-	-	1270 325
	(4 Speed Trans.) (66 1/2" lgh.)	1	-	1	-	-	-	-	-	-	-	-	-	-	-	-	-	-	-	1265 281
	(4 Speed Trans.) (w/o Fluid Drive) (66 1/2" lgh.)	2	-	1	-	-	-	-	-	-	-	-	-	-	-	-	-	-	-	†1265 281
	(4 Speed Trans.) (w/o Fluid Drive) (67 3/16" lgh.)	2,3,4	-	1	-	-	-	-	-	-	-	-	-	-	-	-	-	-	-	‡1270 300
	(4 Speed Trans.) (w/Fluid Drive) (61 9/16" lgh.)	2,3,4	-	1	-	-	-	-	-	-	-	-	-	-	-	-	-	-	-	1270 329
	(TRUCK-O-MATIC Trans.) (116" W.B.) (56 3/16" W.B.)	4	1	1	-	-	-	-	-	-	-	-	-	-	-	-	-	-	-	‡1390 256
	(116" W.B.) (3 Speed Trans.) (w/o Fluid Drive) (65 5/16" lgh.)	-	-	-	1	-	-	-	-	-	-	-	-	-	-	-	-	-	-	1195 320

★Indicates use as required.

‡Indicates parts not listed in any previous parts books.

Series No. (1 indicates B-1 Series) (2 indicates B-2 Series) (3 indicates B-3 Series) (4 indicates B-4 Series)

Where no Series No. is shown part is for B-1, B-2, B-3 and B-4 Series.

CODE	PART NAME AND DESCRIPTION	SERIES NO.	MODEL CODES														PART NO.	
			B	C	D	F	G	H & HH	FM	GM	HM & HHM	J	JM	K	KM	R		T
PROPELLER SHAFT - LESS UNIVERSAL JOINT - Cont'd																		
16-02-1	TUBE																	
	(116" W.B.) (3 Speed Trans.)				1													
	(w/Fluid Drive) (59 11/16" lgh.)																	1189 797
	(116" W.B.) (4 Speed Trans.)				1													
	(w/o Fluid Drive) (64 1/2" lgh.)																	1196 084
	(116" W.B.) (4 Speed Trans.)				1													
	(w/Fluid Drive) (58 7/8" lgh.)																	1268 013
	(126" W.B.) (3 Speed Trans.)				1													
	(w/o Fluid Drive) (75 1/8" lgh.)																	1264 188
	(126" W.B.) (3 Speed Trans.)				1													
	(w/Fluid Drive) (69 1/2" lgh.)																	1268 017
	(126" W.B.) (4 Speed Trans.)				1													
	(w/o Fluid Drive) (74 1/2" lgh.)																	1264 189
	(126" W.B.) (4 Speed Trans.)				1													
	(w/Fluid Drive) (68 7/8" lgh.)																	1268 015
	(128" W.B.) (4 Speed Trans. and Hypoid Axle) (B-3-F after serial No. 80402009 Det. and 86514825 S.L. Built, B-3-G after serial No. 80094854 Det. and 86601774 S.L. Built, B-3-H and B-3-HH after serial No. 82602383 Det. and 85603558 S. L. Built) (75" lgh.)	3,4			1	1	1											*1393 559
	(128" W.B.) (5 Speed Trans. and Hypoid Axle) (B-3-F after serial No. 80402725, B-3-G after serial No. 80095948, B-3-H and B-3-HH after serial No. 82603916, and also used on 82602519 thru 82602522, 82602881, 82602918) (72" lgh.)	3,4			1	1	1											*1393 565
	(128" W.B.) (4 Speed Trans. and 2 Speed Axle) (B-3-F after serial No. 80403727 Det. and 86514801 S.L. Built; B-3-G after serial No. 80099210 Det. and 86601750 S. L. Built; B-3-H and B-3-HH after serial No. 82609538 Det. and 85603503 S.L. Built) (77 1/4" lgh.)	3,4			1	1	1											*1393 561
	(128" W.B.) (5 Speed Trans. and 2 Speed Axle) (B-3-F after serial No. 80403727 Det. and 86514801 S.L. Built; B-3-G after serial No. 80099210 Det. and 86601750 S.L. Built; B-3-H and B-3-HH after serial No. 82609538 Det. and 86503503 S.L. Built) (74 1/4" lgh.)	3,4			1	1	1											*1393 563
	(107" W.B.) (4 Speed Trans. and Hypoid Axle) (54 3/8" lgh.)								1	1	1							1195 936

★ Indicates use as required.

Ⓛ Indicates parts not listed in any previous parts books.

Series No. 1 indicates B-1 Series) (2 indicates B-2 Series) (3 indicates B-3 Series) (4 indicates B-4 Series)

Where no Series No. is shown part is for B-1, B-2, B-3 and B-4 Series.

* Indicates change or addition.

Prices and specifications subject to change without notice.

CODE	PART NAME AND DESCRIPTION	SERIES NO.	MODEL CODES														PART NO.		
			B	C	D	F	G	H & HH	FM	GM	HM & HHM	J	JM	K	KM	R		T	V
PROPELLER SHAFT - LESS UNIVERSAL JOINT - Cont'd																			
16-02-1	TUBE																		
	(107" W.B.) (4 Speed Trans. and 2 Speed Axle) (56 3/4" lgh.)	-	-	-	-	-	-	-	-	1	1	1	-	-	-	-	-	-	-
	(107" W.B.) (5 Speed Trans. and Hypoid Axle) (51 1/4" lgh.)	2,3,4	-	-	-	-	-	-	-	1	1	-	-	-	-	-	-	-	-
	(107" W.B.) (5 Speed Trans. and 2 Speed Axle) (53 3/4" lgh.)	2,3,4	-	-	-	-	-	-	-	1	1	-	-	-	-	-	-	-	-
	(128" W.B.) (2 Speed Axle) (B-3-J after serial No. 82831032 except not used on 82831582 thru 82833645) (75 3/16" lgh.)	3	-	-	-	-	-	-	-	-	-	1	-	-	-	-	-	-	-
	(128" W.B.) (Hypoid Axle)(B-3-J after serial No. 82834972) (74 1/2" lgh.)	3	-	-	-	-	-	-	-	-	-	1	-	-	-	-	-	-	-
	(128" W.B.) (Hypoid Axle) (use with 1272 974 and 1274 648 Trans.) (74 1/2" lgh.)	4	-	-	-	-	-	-	-	-	-	1	-	-	-	-	-	-	-
	(128" W.B.) (Hypoid Axle) (use with 1501 891 and 1502 900 Trans.)	4	-	-	-	-	-	-	-	-	-	1	-	-	-	-	-	-	-
	(128" W.B.) (2 Speed Axle) (use with 1272 974 and 1274 648 Trans.) (75 3/16" lgh.)	4	-	-	-	-	-	-	-	-	-	1	-	-	-	-	-	-	-
	(128" W.B.) (2 Speed Axle) (use with 1501 891 and 1502 900 Trans.) (74 11/16" lgh.)	4	-	-	-	-	-	-	-	-	-	1	-	-	-	-	-	-	-
	(128" W.B.) (2 Speed Axle) (B-3-K after serial No. 82831507 Det. and 88601535 S. L. Built) (74 11/16" lgh.)	3	-	-	-	-	-	-	-	-	-	-	-	1	-	-	-	-	-
	(128" W.B.) (2 Speed Axle) (use with 1272 974 and 1274 648 Trans. (74 11/16" lgh.)	4	-	-	-	-	-	-	-	-	-	-	-	1	-	-	-	-	-
	(128" W.B.) (2 Speed Axle) (use with 1501 891 and 1502 900 Trans.)	4	-	-	-	-	-	-	-	-	-	-	-	1	-	-	-	-	-
	(107" W.B.) (Hypoid Axle) (51 1/16" lgh.)	1	-	-	-	-	-	-	-	-	-	-	1	-	-	-	-	-	-
	(107" W.B.) (Hypoid Axle) (51 1/16" lgh.)	2,3	-	-	-	-	-	-	-	-	-	-	1	-	-	-	-	-	-
	(107" W.B.) (Hypoid Axle)	4	-	-	-	-	-	-	-	-	-	-	1	-	-	-	-	-	-
	(107" W.B.) (2 Speed Axle) (53 7/8" lgh.)	1	-	-	-	-	-	-	-	-	-	-	1	-	-	-	-	-	-
	(107" W.B.) (2 Speed Axle)	2,3	-	-	-	-	-	-	-	-	-	-	1	-	-	-	-	-	-
	(107" W.B.) (2 Speed Axle)	4	-	-	-	-	-	-	-	-	-	-	1	-	-	-	-	-	-
	(107" W.B.) (Hypoid Axle) (54 3/16" lgh.)	2,3	-	-	-	-	-	-	-	-	-	-	-	-	1	-	-	-	-
	(107" W.B.) (Hypoid Axle) (use with 1272 974 and 1274 648 Trans.) (51 7/16" lgh.)	4	-	-	-	-	-	-	-	-	-	-	-	-	1	-	-	-	-
	(107" W.B.) (Hypoid Axle) (use with 1501 891 and 1502 900 Trans.) (51 1/16" lgh.)	4	-	-	-	-	-	-	-	-	-	-	-	-	1	-	-	-	-

★Indicates use as required.

⊠Indicates parts not listed in any previous parts books.

Series No. (1 indicates B-1 Series) (2 indicates B-2 Series) (3 indicates B-3 Series) (4 indicates B-4 Series)

Where no Series No. is shown part is for B-1, B-2, B-3 and B-4 Series.

December 31, 1952

Prices and specifications subject to change without notice.

Printed in U.S.A.

CODE	PART NAME AND DESCRIPTION	SERIES NO.	MODEL CODES													PART NO.		
			B	C	D	F	G	H & HH	FM	GM	HM & HHM	J	JM	K	KM		R	T
PROPELLER SHAFT - LESS UNIVERSAL JOINT - Cont'd																		
16-02-1	TUBE																	
	(107" W.B.) (2 Speed Axle) (53 5/16" lgh.)	1	-	-	-	-	-	-	-	-	-	-	-	-	1	-	-	-
	(107" W.B.) (2 Speed Axle) (53 11/16" lgh.)	2, 3	-	-	-	-	-	-	-	-	-	-	-	1	-	-	-	
	(107" W.B.) (2 Speed Axle) (use with 1272 974 and 1274 648 Trans.) (53 11/16" lgh.)	4	-	-	-	-	-	-	-	-	-	-	-	1	-	-	-	
	(107" W.B.) (2 Speed Axle) (use with 1501 891 and 1502 900 Trans.) (53 5/16" lgh.)	4	-	-	-	-	-	-	-	-	-	-	-	1	-	-	-	
	(130" W.B.) (2 Speed Axle) (H-300 Series Axle) (see note 1, Group 3, Rear Axle) (after serial No. 81861247) (56 3/8" lgh.)	3, 4	-	-	-	-	-	-	-	-	-	-	-	-	1	-	-	
	(130" W.B.) (2 Speed Axle) (H-320 Series Axle) (see note 1, Group 3, Rear Axle) (after serial No. 81862015) (63 11/16" lgh.)	3	-	-	-	-	-	-	-	-	-	-	-	1	-	-	-	
	(130" W.B.) (Double Reduction and 2 Speed Axle) (after serial No. 81796304) (63 9/16" lgh.)	3	-	-	-	-	-	-	-	-	-	-	-	-	1	-	-	
	(130" W.B.) (Double Reduction and 2 Speed Axle) (63 9/16" lgh.)	4	-	-	-	-	-	-	-	-	-	-	-	-	1	-	-	
	(130" W.B.) (Double Reduction and 2 Speed Axles) (after serial No. 81797238) (62 1/8" lgh.)	3	-	-	-	-	-	-	-	-	-	-	-	-	-	1	-	
	(130" W.B.) (Double Reduction and 2 Speed Axles) (62 1/8" lgh.)	4	-	-	-	-	-	-	-	-	-	-	-	-	-	1	-	
	(130" W.B.) (Double Reduction and 2 Speed Axles) (Q-200 and Q-300 Series Axles) (see note 1, Group 3, Rear Axle) (58" lgh.)	3, 4	-	-	-	-	-	-	-	-	-	-	-	-	-	-	1	
	(130" W.B.) (Double Reduction and 2 Speed Axles) (R-200 and R-300 Series Axles) (see note 1, Group 3, Rear Axle) (55 3/8" lgh.)	4	-	-	-	-	-	-	-	-	-	-	-	-	-	-	1	
	(130" W.B.) (Double Reduction and 2 Speed Axles) (R-200 and R-300 Series Axles) (see note 1, Group 3, Rear Axle) (up to serial No. 8303253 also used on 8303293 and 8303321) (57 1/16" lgh.)	3	-	-	-	-	-	-	-	-	-	-	-	-	-	-	1	
	(130" W.B.) (Double Reduction and 2 Speed Axles) (R-200 and R-300 Series Axles) (see note 1, Group 3, Rear Axle) (after serial No. 8303253 except not used on 8303293 and 8303321) (55 3/8" lgh.)	3	-	-	-	-	-	-	-	-	-	-	-	-	-	-	1	

★ Indicates use as required.

☐ Indicates parts not listed in any previous parts books.

Series No. (1 indicates B-1 Series) (2 indicates B-2 Series) (3 indicates B-3 Series) (4 indicates B-4 Series)

Where no Series No. is shown part is for B-1, B-2, B-3 and B-4 Series.

* Indicates change or addition.

Prices and specifications subject to change without notice.

CODE	PART NAME AND DESCRIPTION	SERIES NO.	MODEL CODES																PART NO.
			B	C	D	F	G	H & HH	FM	GM	HM & HHM	J	JM	K	KM	R	T	V	
PROPELLER SHAFT - LESS UNIVERSAL JOINT - Cont'd																			
16-02-2	TUBE, Front (128", 152", 170" W.B.) (4 Speed Trans.) (52 1/2" lgh.)	1, 2	-	-	-	1	1	1	-	-	-	-	-	-	-	-	-	-	1195 277
	Front (152", 170" W.B.) (4 Speed Trans.) (52 1/2" lgh.)	3	-	-	-	1	1	1	-	-	-	-	-	-	-	-	-	-	1195 277
	Front (128" W.B.) (4 Speed Trans, and Hypoid Axle) (B-3-F up to serial No. 80402009 Det. and 86514825 S.L. Built; B-3-G up to serial No. 80094854 Det. and 86601774 S.L. Built; B-3-H and B-3-HH up to serial No. 82602383 Det. and 85603558 S.L. Built) (52 1/2" lgh.)	3	-	-	-	1	1	1	-	-	-	-	-	-	-	-	-	-	1195 277
	Front (152", 170" W.B.) (4 Speed Trans.) (52 1/2" lgh.)	4	-	-	-	1	1	1	-	-	-	-	-	-	-	-	-	-	1394 168
	Front (128" W.B.) (4 Speed Trans. and 2 Speed Axle) (B-3-F up to serial No. 80403727 Det. and 86514801 S.L. Built; B-3-G up to serial No. 80099210 Det. and 86601750 S.L. Built; B-3-H and B-3-HH up to serial No. 82609538 Det. and 85603503 S.L. Built) (52 1/2" lgh.)	3	-	-	-	1	1	1	-	-	-	-	-	-	-	-	-	-	*1195 277
	Front (192" W.B.) (4 Speed Trans.) (71" lgh.)	1, 2	-	-	-	1	1	1	-	-	-	-	-	-	-	-	-	-	1195 278
	Front (192" W.B.) (4 Speed Trans.) (48 7/8" lgh.)	3	-	-	-	1	1	1	-	-	-	-	-	-	-	-	-	-	1272 200
	Front (192" W.B.) (4 Speed Trans.) (48 7/8" lgh.)	4	-	-	-	-	-	1	-	-	-	-	-	-	-	-	-	-	1394 184
	Front (128" W.B.) (5 Speed Trans.) (49 1/2" lgh.)	2	-	-	-	1	1	1	-	-	-	-	-	-	-	-	-	-	1266 705
	Front (128" W.B.) (5 Speed Trans. and Hypoid Axle) (B-3-F up to serial No. 80402725, B-3-G up to serial No. 80095948; B-3-H and B-3-HH up to serial No. 82603916 except not used on 82602519 thru 82602522, 82602881, 82602918) (49 1/2" lgh.)	3	-	-	-	1	1	1	-	-	-	-	-	-	-	-	-	-	1266 705
	Front (128" W.B.) (5 Speed Trans. and 2 Speed Axle) (B-3-F up to serial No. 80403727 Det. and 86514801 S.L. Built; B-3-G up to serial No. 80099210 Det. and 86601750 S.L. Built; B-3-H and B-3-HH up to serial No. 82609538 Det. and 85603503 S.L. Built) (49 1/2" lgh.)	3	-	-	-	1	1	1	-	-	-	-	-	-	-	-	-	-	*1266 705
	Front (152" and 170" W.B.) (5 Speed Trans.) (49 1/2" lgh.)	2, 3	-	-	-	1	1	1	-	-	-	-	-	-	-	-	-	-	1266 705
	Front (152", 170" W.B.) (5 Speed Trans.) (49 1/2" lgh.)	4	-	-	-	1	1	1	-	-	-	-	-	-	-	-	-	-	1501 188

* Indicates use as required.

Prices and specifications subject to change without notice.

□ Indicates parts not listed in any previous parts books.

Series No. 1 indicates B-1 Series; 2 indicates B-2 Series; 3 indicates B-3 Series; 4 indicates B-4 Series

Where no Series No. is shown part is for B-1, B-2, B-3 and B-4 Series.

April 6, 1953 Supersedes Dec. 31, 1952.

CODE	PART NAME AND DESCRIPTION	SERIES NO.	MODEL CODES													PART NO.			
			B	C	D	F	G	H & HH	FM	GM	HM & HHM	J	JM	K	KM		R	T	V
PROPELLER SHAFT - LESS UNIVERSAL JOINT - Cont'd																			
16-02-2	TUBE																		
	Front (192" W.B.) (5 Speed Trans.) (68" lgh.)	2	-	-	-	1	1	1	-	-	-	-	-	-	-	-	-	-	1266 706
	Front (192" W.B.) (5 Speed Trans.) (46 7/8" lgh.)	3	-	-	-	1	1	1	-	-	-	-	-	-	-	-	-	-	1274 214
	Front (192" W.B.) (5 Speed Trans.) (45 7/8" lgh.)	4	-	-	-	-	-	1	-	-	-	-	-	-	-	-	-	-	E1501 189
	Front (131" W.B.) (4 Speed Trans.) (31 3/4" lgh.)	1,2,3	-	-	-	-	-	-	1	1	1	-	-	-	-	-	-	-	1195 939
	Front (131" W.B.) (4 Speed Trans.) (31 3/4" lgh.)	4	-	-	-	-	-	-	-	-	1	-	-	-	-	-	-	-	E1500 054
	Front (161" W.B.) (4 Speed Trans.) (61 5/8" lgh.)	1,2,3	-	-	-	-	-	-	1	1	1	-	-	-	-	-	-	-	1195 940
	Front (161" W.B.) (4 Speed Trans.) (61 5/8" lgh.)	4	-	-	-	-	-	-	-	-	1	-	-	-	-	-	-	-	E1500 055
	Front (131" W.B.) (5 Speed Trans.) (28 7/16" lgh.)	2,3	-	-	-	-	-	-	-	1	1	-	-	-	-	-	-	-	1261 320
	Front (131" W.B.) (5 Speed Trans.) (28 3/4" lgh.)	4	-	-	-	-	-	-	-	-	1	-	-	-	-	-	-	-	E1501 194
	Front (161" W.B.) (5 Speed Trans.) (58 5/16" lgh.)	2,3	-	-	-	-	-	-	-	1	1	-	-	-	-	-	-	-	1261 323
	Front (161" W.B.) (5 Speed Trans.) (58 5/8" lgh.)	4	-	-	-	-	-	-	-	-	1	-	-	-	-	-	-	-	E1501 195
	Front (128" W.B.) (49 3/16" lgh.)	1,2	-	-	-	-	-	-	-	-	-	1	-	1	-	-	-	-	1195 821
	Front (128" W.B.) (Hypoid Axle) (up to serial No. 82834972) (49 3/16" lgh.)	3	-	-	-	-	-	-	-	-	-	1	-	1	-	-	-	-	1195 821
	Front (128" W.B.) (2 Speed Axle) (B-3-J up to serial No. 82831032 also used on 82831582 thru 82833645; B-3-K up to serial No. 82831507) (49 3/16" lgh.)	3	-	-	-	-	-	-	-	-	-	1	-	1	-	-	-	-	1195 821
	Front (140", 152", 170" W.B.) (51 7/16" lgh.)	1,2,3	-	-	-	-	-	-	-	-	-	1	-	1	-	-	-	-	1195 288
	Front (140", 152", 170" W.B.) (48 3/16" lgh.)	4	-	-	-	-	-	-	-	-	-	1	-	1	-	-	-	-	E1502 035
	Front (212" W.B.) (use with 1272 974 and 1274 648 Trans.)	1,2,3	-	-	-	-	-	-	-	-	-	1	-	1	-	-	-	-	1195 290
	Front (212" W.B.) (use with 1501 891 and 1502 900 Trans.)	4	-	-	-	-	-	-	-	-	-	1	-	-	-	-	-	-	E1394 338
	Front (212" W.B.) (use with 4 Speed Trans.)	4	-	-	-	-	-	-	-	-	-	1	-	-	-	-	-	-	E1502 038
	Front (131" W.B.) (30 9/16" lgh.)	4	-	-	-	-	-	-	-	-	-	1	-	-	-	-	-	-	E1502 955
	Front (161" W.B.) (60 3/8" lgh.)	1,2,3	-	-	-	-	-	-	-	-	-	-	1	-	1	-	-	-	1196 013
	Front (161" W.B.) (use with 1272 974 and 1274 648 Trans.) (60 11/16" lgh.)	1,2,3	-	-	-	-	-	-	-	-	-	-	1	-	1	-	-	-	1196 014
	Front (161" W.B.) (use with 1501 891 Trans.) (60 3/8" lgh.)	4	-	-	-	-	-	-	-	-	-	-	1	-	1	-	-	-	E1500 061
	Front (130", 136", 142" W.B.) (31 1/8" lgh.)	4	-	-	-	-	-	-	-	-	-	-	-	-	1	-	-	-	E1503 048
	Front (130", 136", 142" W.B.) (31 1/8" lgh.)	1,2	-	-	-	-	-	-	-	-	-	-	-	-	-	1	-	-	1195 544

★Indicates use as required.

Prices and specifications subject to change without notice.

□Indicates parts not listed in any previous parts books.

Series No. (1 indicates B-1 Series) (2 indicates B-2 Series) (3 indicates B-3 Series) (4 indicates B-4 Series)

Where no Series No. is shown part is for B-1, B-2, B-3 and B-4 Series.

CODE	PART NAME AND DESCRIPTION	SERIES NO.	MODEL CODES													PART NO.		
			B	C	D	F	G	H & HH	FM	GM	HM & HHM	J	JM	K	KM		R	T
PROPELLER SHAFT - LESS UNIVERSAL JOINT - Cont'd																		
16-02-2	TUBE																	
	Front (130" W.B.) (except H-300 and H-320 Series Axles) (see note 1, Group 3, Rear Axle) (31 1/8" lgh.)	3	-	-	-	-	-	-	-	-	-	-	-	-	1	-	-	-
	Front (130" W.B.) (up to serial No. 81861247 on H-300 and up to serial No. 81862015 on H-320 Series Axles) (see note 1, Group 3, Rear Axle) (31 1/8" lgh.)	3	-	-	-	-	-	-	-	-	-	-	-	-	1	-	-	-
	Front (130", 142" W.B.) (except H-300 and H-320 Series Axles) (see note 1, Group 3 Rear Axle) (31 1/8" lgh.)	4	-	-	-	-	-	-	-	-	-	-	-	-	1	-	-	-
	Front (154", 172", 229" W.B.) (47" lgh.)	1, 2, 3	-	-	-	-	-	-	-	-	-	-	-	-	1	-	-	-
	Front (154", 172", 229" W.B.) (47" lgh.)	4	-	-	-	-	-	-	-	-	-	-	-	-	1	-	-	-
	Front (130", 136", 142" W.B.) (31 3/8" lgh.)	1, 2	-	-	-	-	-	-	-	-	-	-	-	-	1	1	-	-
	Front (130" W.B.) (31 3/8" lgh.) (except L-200, L-300, Q-200 and Q-300 Series Axles) (see note 1, Group 3, Rear Axle)	3	-	-	-	-	-	-	-	-	-	-	-	-	1	1	-	-
	Front (130" W.B.) (L-200 and L-300 Series Axles) (see note 1, Group 3, Rear Axle) (up to serial No. 81796304) (31 3/8" lgh.)	3	-	-	-	-	-	-	-	-	-	-	-	-	1	-	-	-
	Front (130" W.B.) (Q-200 and Q-300 Series Axles) (see note 1, Group 3, Rear Axle) (up to serial No. 81797238) (31 3/8" lgh.)	3	-	-	-	-	-	-	-	-	-	-	-	-	1	-	-	-
	Front (136" and 142" W.B.) (31 3/8" lgh.)	3	-	-	-	-	-	-	-	-	-	-	-	-	1	1	-	-
	Front (130" W.B. except Double Reduction and 2 Speed Axles)	4	-	-	-	-	-	-	-	-	-	-	-	-	1	1	-	-
	Front (142" W.B.) (31 3/8" lgh.)	4	-	-	-	-	-	-	-	-	-	-	-	-	1	1	-	-
	Front (154" and 172" W.B.) (47 3/16" lgh.)	1, 2, 3	-	-	-	-	-	-	-	-	-	-	-	-	1	1	-	-
	Front (154" and 172" W.B.) (47 3/16" lgh.)	4	-	-	-	-	-	-	-	-	-	-	-	-	1	1	-	-
	Front (190" W.B.) (65 3/16" lgh.)	1, 2, 3	-	-	-	-	-	-	-	-	-	-	-	-	1	1	-	-
	Front (190" W.B.) (65 3/16" lgh.)	4	-	-	-	-	-	-	-	-	-	-	-	-	1	1	-	-
	Front (130" W.B.) (Hypoid Axle) (27 3/8" lgh.)	2, 3	-	-	-	-	-	-	-	-	-	-	-	-	-	-	1	-
	Front (142" W.B.) (27 3/8" lgh.)	2, 3	-	-	-	-	-	-	-	-	-	-	-	-	-	-	1	-
	Front (130" W.B. except Double Reduction and 2 Speed Axles) (27 3/8" lgh.)	4	-	-	-	-	-	-	-	-	-	-	-	-	-	-	1	-
	Front (142" W.B.) (27 3/8" lgh.)	4	-	-	-	-	-	-	-	-	-	-	-	-	-	-	1	-
	Front (154" and 172" W.B.) (43 1/4" lgh.)	2, 3	-	-	-	-	-	-	-	-	-	-	-	-	-	-	1	-
	Front (154" and 172" W.B.) (43 1/4" lgh.)	4	-	-	-	-	-	-	-	-	-	-	-	-	-	-	1	-

★ Indicates use as required.

⊠ Indicates parts not listed in any previous parts books.

Series No. (1 indicates B-1 Series) (2 indicates B-2 Series) (3 indicates B-3 Series) (4 indicates B-4 Series)

Where no Series No. is shown part is for B-1, B-2, B-3 and B-4 Series.

December 31, 1952

Prices and specifications subject to change without notice.

Printed in U.S.A.

CODE	PART NAME AND DESCRIPTION	SERIES NO.	MODEL CODES													PART NO.			
			B	C	D	F	G	H & HH	FM	GM	HM & HHM	J	JM	K	KM		R	T	V
PROPELLER SHAFT - LESS UNIVERSAL JOINT - Cont'd																			
16-02-2	TUBE Front (190" W.B.) (61 1/4" lgh.)	2, 3	-	-	-	-	-	-	-	-	-	-	-	-	-	-	-	1	1267 053
	Front (190" W.B.) (61 1/4" lgh.)	4	-	-	-	-	-	-	-	-	-	-	-	-	-	-	-	1	1500 228
16-02-3	TUBE, Center (212" W.B.) (39 19/32" lgh.)	1, 2, 3	-	-	-	-	-	-	-	-	1	-	1	-	-	-	-	-	596 601
	Intermediate (212" W.B.) (39 5/8" lgh.)	4	-	-	-	-	-	-	-	-	1	-	-	-	-	-	-	-	*1394 341
	Intermediate (192" W.B.) (42 7/16" lgh.)	3	-	-	-	1	1	1	-	-	-	-	-	-	-	-	-	-	1272 209
	Intermediate (192" W.B.) (42 7/8" lgh.)	4	-	-	-	-	-	1	-	-	-	-	-	-	-	-	-	-	1394 171
	Center (229" W.B.) (55 7/8" lgh.)	1, 2, 3	-	-	-	-	-	-	-	-	-	-	-	-	1	-	-	-	1191 007
	Intermediate (229" W.B.) (55 7/8" lgh.)	4	-	-	-	-	-	-	-	-	-	-	-	-	1	-	-	-	1500 204
16-02-4	TUBE, Rear (128" W.B.) (Hypoid Axle) (22 3/4" lgh.)	1, 2	-	-	-	1	1	1	-	-	-	-	-	-	-	-	-	-	1195 573
	Rear (128" W.B.) (4 Speed Trans. and Hypoid Axle) (B-3-F up to serial No. 80402009 Det. and 86514825 S.L. Built; B-3-G up to serial No. 80094854 Det. and 86601774 S.L. Built; B-3-H and B-3-HH up to serial No. 82602383 Det. and 85603558 S.L. Built) (22 3/4" lgh.)	3	-	-	-	1	1	1	-	-	-	-	-	-	-	-	-	-	1195 573
	Rear (128" W.B.) (5 Speed Trans. and Hypoid Axle) (B-3-F up to serial No. 80402725; B-3-G up to serial No. 80095948; B-3-H and B-3-HH up to serial No. 82603916 except not used on 82602519 thru 82602522, 82602881 and 82602918) (23 3/4" lgh.)	3	-	-	-	1	1	1	-	-	-	-	-	-	-	-	-	-	1195 573
	Rear (152" W.B.) (Hypoid Axle) (46 7/8" lgh.)	-	-	-	-	1	1	1	-	-	-	-	-	-	-	-	-	-	1089 812
	Rear (170" W.B.) (Hypoid Axle) (64 7/8" lgh.)	-	-	-	-	1	1	1	-	-	-	-	-	-	-	-	-	-	1190 088
	Rear (192" W.B.) (Hypoid Axle) (68 3/16" lgh.)	1, 2	-	-	-	1	1	1	-	-	-	-	-	-	-	-	-	-	1190 089
	Rear (192" W.B.) (Hypoid Axle) (46 7/8" lgh.)	3, 4	-	-	-	1	1	1	-	-	-	-	-	-	-	-	-	-	1089 812
	Rear (128" W.B.) (2 Speed Axle) (25 1/8" lgh.)	1, 2	-	-	-	1	1	1	-	-	-	-	-	-	-	-	-	-	1195 958
	Rear (128" W.B.) (4 Speed Trans. and 2 Speed Axle) (B-3-F up to serial No. 80403727 Det. and 86514801 S.L. Built; B-3-G up to serial No. 80099210 Det. and 86601750 S.L. Built; B-3-H and B-3-HH up to serial No. 82609538 Det. and 85603503 S.L. Built) (25 1/8" lgh.)	3	-	-	-	1	1	1	-	-	-	-	-	-	-	-	-	-	*1195 958

★ Indicates use as required.

☐ Indicates parts not listed in any previous parts books.

Series No. (1 indicates B-1 Series) (2 indicates B-2 Series) (3 indicates B-3 Series) (4 indicates B-4 Series)

Where no Series No. is shown part is for B-1, B-2, B-3 and B-4 Series.

* Indicates change or addition.

Prices and specifications subject to change without notice.

CODE	PART NAME AND DESCRIPTION	SERIES NO.	MODEL CODES													PART NO.			
			B	C	D	F	G	H & HH	FM	GM	HM & HHM	J	JM	K	KM		R	T	V
PROPELLER SHAFT - LESS UNIVERSAL JOINT - Cont'd																			
16-02-4	TUBE																		
	Rear (128" W.B.) (5 Speed Trans. and 2 Speed Axle) (B-3-F up to serial No. 80403727 Det. and 86514801 S.L. Built; B-3-G up to serial No. 80099210 Det. and 86601750 S.L. Built; B-3-H and B-3-HH up to serial No. 82609538 Det. and 85603503 S.L. Built) (25 1/8" lgh.)	3	-	-	-	1	1	1	-	-	-	-	-	-	-	-	-	-	*1195 958
	Rear (152" W.B.) (2 Speed Axle) (49 1/4" lgh.)	-	-	-	1	1	1	-	-	-	-	-	-	-	-	-	-	-	1089 822
	Rear (170" W.B.) (2 Speed Axle) (67 1/4" lgh.)	-	-	-	1	1	1	-	-	-	-	-	-	-	-	-	-	-	1190 318
	Rear (192" W.B.) (2 Speed Axle) (70 3/4" lgh.)	1, 2	-	-	1	1	1	-	-	-	-	-	-	-	-	-	-	-	1190 319
	Rear (192" W.B.) (2 Speed Axle) (49 1/4" lgh.)	3, 4	-	-	1	1	1	-	-	-	-	-	-	-	-	-	-	-	1089 822
	Rear (128" W.B.) (4 Speed Trans. and 2 Speed Axle) (B-3-F up to serial No. 86514801 S.L. Built; B-3-G up to serial No. 86601750 S.L. Built; B-3-H and B-3-HH up to serial No. 85603503 S.L. Built) (25 1/8" lgh.)	3	-	-	1	1	1	-	-	-	-	-	-	-	-	-	-	-	1195 958
	Rear (131" and 161" W.B.) (Hypoid Axle) (49 1/4" lgh.)	-	-	-	-	-	-	1	1	1	-	-	-	-	-	-	-	-	1089 812
	Rear (131" and 161" W.B.) (2 Speed Axle) (49 1/4" lgh.)	-	-	-	-	-	-	1	1	1	-	-	-	-	-	-	-	-	1089 822
	Rear (128" W.B.) (Hypoid Axle) (22 7/8" lgh.)	1, 2	-	-	-	-	-	-	-	1	-	-	-	-	-	-	-	-	1195 823
	Rear (128" W.B.) (Hypoid Axle) (up to serial No. 82834972) (22 7/8" lgh.)	3	-	-	-	-	-	-	-	1	-	-	-	-	-	-	-	-	1195 823
	Rear (140" W.B.) (Hypoid Axle) (32 3/8" lgh.)	1, 2, 3	-	-	-	-	-	-	-	1	-	-	-	-	-	-	-	-	589 756
	Rear (140" W.B.) (Hypoid Axle) (32 3/8" lgh.)	4	-	-	-	-	-	-	-	1	-	-	-	-	-	-	-	-	B1502 877
	Rear (152" W.B.) (Hypoid Axle) (44 1/4" lgh.)	1, 2, 3	-	-	-	-	-	-	-	1	-	-	-	-	-	-	-	-	589 757
	Rear (152" W.B.) (Hypoid Axle) (44 1/4" lgh.)	4	-	-	-	-	-	-	-	1	-	-	-	-	-	-	-	-	B1502 879
	Rear (170" W.B.) (Hypoid Axle) (62 1/4" lgh.)	-	-	-	-	-	-	-	-	1	-	-	-	-	-	-	-	-	589 758
	Rear (212" W.B.) (Hypoid Axle) (67 7/32" lgh.)	-	-	-	-	-	-	-	-	1	-	-	-	-	-	-	-	-	596 604
	Rear (128" W.B.) (2 Speed Axle) (25 11/16" lgh.)	1, 2	-	-	-	-	-	-	-	1	-	-	-	-	-	-	-	-	1195 996
	Rear (128" W.B.) (2 Speed Axle) (up to serial No. 82831032 also used on 82831582 thru 82833645) (25 11/16" lgh.)	3	-	-	-	-	-	-	-	1	-	-	-	-	-	-	-	-	1195 996
	Rear (140" W.B.) (2 Speed Axle) (35 7/16" lgh.)	1, 2, 3	-	-	-	-	-	-	-	1	-	-	-	-	-	-	-	-	580 067
	Rear (140" W.B.) (2 Speed Axle) (35 7/16" lgh.)	4	-	-	-	-	-	-	-	1	-	-	-	-	-	-	-	-	B1502 883

★ Indicates use as required.

□ Indicates parts not listed in any previous parts books.

Series No. 1 indicates B-1 Series) (2 indicates B-2 Series) (3 indicates B-3 Series) (4 indicates B-4 Series)

Where no Series No. is shown part is for B-1, B-2, B-3 and B-4 Series.

April 6, 1953 Supersedes Dec. 31, 1952.

Prices and specifications subject to change without notice.

Printed in U.S.A.

* Indicates change or addition.

CODE	PART NAME AND DESCRIPTION	SERIES NO.	MODEL CODES													PART NO.				
			B	C	D	F	G	H & HH	FM	GM	HM & HHM	J	JM	K	KM		R	T	V	Y
PROPELLER SHAFT - LESS UNIVERSAL JOINT - Cont'd																				
16-02-4	TUBE																			
	Rear (154" W.B.) (2 Speed Axle) (H-300 Series Axle) (42 3/4" lgh.) (see note 1, Group 3, Rear Axle)	2, 3, 4	-	-	-	-	-	-	-	-	-	-	-	-	-	1	-	-	-	1191 330
	Rear (172" and 229" W.B.) (Double Reduction and 2 Speed Axles) (60 3/4" lgh.)	1	-	-	-	-	-	-	-	-	-	-	-	-	-	1	-	-	-	1191 331
	Rear (172" and 229" W.B.) (2 Speed Axle) (H-300 Series Axle) (60 3/4" lgh.) (see note 1, Group 3, Rear Axle)	2, 3, 4	-	-	-	-	-	-	-	-	-	-	-	-	-	1	-	-	-	1191 331
	Rear (130" W.B.) (2 Speed Axle) (H-320 Series Axle) (32 1/4" lgh.) (see note 1, Group 3, Rear Axle)	2, 4	-	-	-	-	-	-	-	-	-	-	-	-	-	1	-	-	-	1196 383
	Rear (130" W.B.) (2 Speed Axle) (H-320 Series Axle) (32 1/4" lgh.) (see note 1, Group 3, Rear Axle) (up to serial No. 81862015)	3	-	-	-	-	-	-	-	-	-	-	-	-	-	1	-	-	-	1196 383
	Rear (136" W.B.) (2 Speed Axle) (H-320 Series Axle) (38 1/4" lgh.) (see note 1, Group 3, Rear Axle)	2	-	-	-	-	-	-	-	-	-	-	-	-	-	1	-	-	-	1196 384
	Rear (142" W.B.) (2 Speed Axle) (H-320 Series Axle) (44 1/4" lgh.) (see note 1, Group 3, Rear Axle)	2, 3, 4	-	-	-	-	-	-	-	-	-	-	-	-	-	1	-	-	-	1270 216
	Rear (154" W.B.) (2 Speed Axle) (H-320 Series Axle) (40 3/8" lgh.) (see note 1, Group 3, Rear Axle)	2, 3, 4	-	-	-	-	-	-	-	-	-	-	-	-	-	1	-	-	-	1270 709
	Rear (172" and 229" W.B.) (2 Speed Axle) (H-320 Series Axle) (58 1/4" lgh.) (see note 1, Group 3, Rear Axle)	2, 3, 4	-	-	-	-	-	-	-	-	-	-	-	-	-	1	-	-	-	1270 710
	Rear (130" W.B.) (Hypoid Axle) (38 7/16" lgh.)	1	-	-	-	-	-	-	-	-	-	-	-	-	-	-	1	1	-	1195 926
	Rear (130" W.B.) (Hypoid Axle) (38 7/16" lgh.)	2, 3	-	-	-	-	-	-	-	-	-	-	-	-	-	-	1	-	-	1195 926
	Rear (136" W.B.) (Hypoid Axle) (44 3/8" lgh.)	1	-	-	-	-	-	-	-	-	-	-	-	-	-	-	1	1	-	1195 927
	Rear (136" W.B.) (Hypoid Axle) (44 3/8" lgh.)	2	-	-	-	-	-	-	-	-	-	-	-	-	-	-	1	-	-	1195 927
	Rear (142" W.B.) (Hypoid Axle) (50 1/8" lgh.)	2, 3	-	-	-	-	-	-	-	-	-	-	-	-	-	-	1	-	-	1269 732
	Rear (154" W.B.) (Hypoid Axle) (47 17/32" lgh.)	1	-	-	-	-	-	-	-	-	-	-	-	-	-	-	1	1	-	1190 908
	Rear (154" W.B.) (Hypoid Axle) (47 17/32" lgh.)	2, 3	-	-	-	-	-	-	-	-	-	-	-	-	-	-	1	-	-	1190 908
	Rear (172" and 190" W.B.) (Hypoid Axle) (65 17/32" lgh.)	1	-	-	-	-	-	-	-	-	-	-	-	-	-	-	1	1	-	1190 909
	Rear (172" and 190" W.B.) (Hypoid Axle) (65 17/32" lgh.)	2, 3, 4	-	-	-	-	-	-	-	-	-	-	-	-	-	-	1	-	-	1190 909
	Rear (130" W.B.) (Double Reduction and 2 Speed Axles) (30 7/8" lgh.)	1, 2, 4	-	-	-	-	-	-	-	-	-	-	-	-	-	-	1	-	-	1196 361

★Indicates use as required.

☐Indicates parts not listed in any previous parts books.

Series No. (1 indicates B-1 Series) (2 indicates B-2 Series) (3 indicates B-3 Series) (4 indicates B-4 Series)

Where no Series No. is shown part is for B-1, B-2, B-3 and B-4 Series.

Prices and specifications subject to change without notice.

CODE	PART NAME AND DESCRIPTION	SERIES NO.	MODEL CODES													PART NO.			
			B	C	D	F	G	H & HH	FM	GM	HM & HHM	J	JM	K	KM		R	T	V
PROPELLER SHAFT - LESS UNIVERSAL JOINT- Cont'd																			
16-02-4	TUBE																		
	Rear (130" W.B.) (Double Reduction and 2 Speed Axles) (30 7/8" lgh.) (up to serial No. 81796304)	3	-	-	-	-	-	-	-	-	-	-	-	-	-	-	1	-	-
	Rear (136" W.B.) (Double Reduction and 2 Speed Axles) (36 7/8" lgh.)	1,2	-	-	-	-	-	-	-	-	-	-	-	-	-	-	1	-	-
	Rear (142" W.B.) (Double Reduction and 2 Speed Axles) (42 1/16" lgh.)	2,3,4	-	-	-	-	-	-	-	-	-	-	-	-	-	-	1	-	-
	Rear (154" W.B.) (Double Reduction and 2 Speed Axles) (38 7/8" lgh.)	-	-	-	-	-	-	-	-	-	-	-	-	-	-	-	1	-	-
	Rear (172" and 190" W.B.) (Double Reduction and 2 Speed Axles) (56 7/8" lgh.)	-	-	-	-	-	-	-	-	-	-	-	-	-	-	-	1	-	-
	Rear (130" W.B.) (Hypoid Axle) (Q-100 Series Axle) (see note 1, Group 3, Rear Axle) (38 7/16" lgh.)	2,3	-	-	-	-	-	-	-	-	-	-	-	-	-	-	-	1	1
	Rear (136" W.B.) (Hypoid Axle) (Q-100 Series Axle) (see note 1, Group 3, Rear Axle) (44 3/8" lgh.)	2	-	-	-	-	-	-	-	-	-	-	-	-	-	-	-	1	1
	Rear (142" W.B.) (Hypoid Axle) (Q-100 Series Axle) (see note 1, Group 3, Rear Axle) (50 1/8" lgh.)	2,3	-	-	-	-	-	-	-	-	-	-	-	-	-	-	-	1	1
	Rear (154" W.B.) (Hypoid Axle) (Q-100 Series Axle) (see note 1, Group 3, Rear Axle) (47 17/32" lgh.)	2,3	-	-	-	-	-	-	-	-	-	-	-	-	-	-	-	1	1
	Rear (172" and 190" W.B.) (Hypoid Axle) (Q-100 Series Axle) (see note 1, Group 3, Rear Axle) (65 17/32" lgh.)	2,3,4	-	-	-	-	-	-	-	-	-	-	-	-	-	-	-	1	1
	Rear (130" W.B.) (Double Reduction and 2 Speed Axles) (29 1/2" lgh.)	1	-	-	-	-	-	-	-	-	-	-	-	-	-	-	-	1	-
	Rear (130" W.B.) (Double Reduction and 2 Speed Axle) (Q-200 and Q-300 Series Axles) (see note 1, Group 3, Rear Axle) (29 1/2" lgh.)	2,4	-	-	-	-	-	-	-	-	-	-	-	-	-	-	-	1	1
	Rear (130" W.B.) (Double Reduction and 2 Speed Axles) (Q-200 and Q-300 Series Axles) (see note 1, Group 3, Rear Axle) (29 1/2" lgh.) (up to serial No. 81797238)	3	-	-	-	-	-	-	-	-	-	-	-	-	-	-	-	1	-
	Rear (136" W.B.) (Double Reduction and 2 Speed Axles) (35 1/2" lgh.)	1	-	-	-	-	-	-	-	-	-	-	-	-	-	-	-	1	-

★Indicates use as required.

Prices and specifications subject to change without notice.

☐Indicates parts not listed in any previous parts books.

Series No. (1 indicates B-1 Series) (2 indicates B-2 Series) (3 indicates B-3 Series) (4 indicates B-4 Series)

Where no Series No. is shown part is for B-1, B-2, B-3 and B-4 Series.

December 31, 1952

Page 16-16

Printed in U.S.A.

CODE	PART NAME AND DESCRIPTION	SERIES NO.	MODEL CODES														PART NO.			
			B	C	D	F	G	H & HH	FM	GM	HM & HHM	J	JM	K	KM	R		T	V	Y
PROPELLER SHAFT - LESS UNIVERSAL JOINT - Cont'd																				
16-02-4	TUBE, Rear (136" W. B.) (Double Reduction and 2 Speed Axles) (Q-200 and Q-300 Series Axles) (see note 1, Group 3, Rear Axle) (35 1/2" lgh.)	2	-	-	-	-	-	-	-	-	-	-	-	-	-	-	-	1	1	1196 364
	Rear (142" W. B.) (Double Reduction and 2 Speed Axles) (Q-200 and Q-300 Series Axles) (see note 1, Group 3, Rear Axle) (41 3/8" lgh.)	2, 3, 4	-	-	-	-	-	-	-	-	-	-	-	-	-	-	-	1	1	1269 733
	Rear (154" W. B.) (Double Reduction and 2 Speed Axles) (37 5/8" lgh.)	1	-	-	-	-	-	-	-	-	-	-	-	-	-	-	-	1	-	1191 373
	Rear (154" W. B.) (Double Reduction and 2 Speed Axles) (Q-200 and Q-300 Series Axles) (see note 1, Group 3, Rear Axle) (37 5/8" lgh.)	2, 3, 4	-	-	-	-	-	-	-	-	-	-	-	-	-	-	-	1	1	1191 373
	Rear (172" and 190" W. B.) (Double Reduction and 2 Speed Axles) (55 1/4" lgh.)	1	-	-	-	-	-	-	-	-	-	-	-	-	-	-	-	1	-	1191 374
	Rear (172" and 190" W. B.) (Double Reduction and 2 Speed Axles) (Q-200 and Q-300 Series Axles) (see note 1, Group 3, Rear Axles) (55 1/4" lgh.)	2, 3, 4	-	-	-	-	-	-	-	-	-	-	-	-	-	-	-	1	1	1191 374
	Rear (130" W. B.) (Hypoid Axle) (R-100 Series Axle) (see note 1, Group 3, Rear Axle) (36 1/8" lgh.)	2, 3	-	-	-	-	-	-	-	-	-	-	-	-	-	-	-	-	1	1267 926
	Rear (142" W. B.) (Hypoid Axle) (R-100 Series Axle) (see note 1, Group 3, Rear Axle) (48 3/16" lgh.)	2, 3	-	-	-	-	-	-	-	-	-	-	-	-	-	-	-	-	1	1264 124
	Rear (154" W. B.) (Hypoid Axle) (R-100 Series Axle) (see note 1, Group 3, Rear Axle) (43 7/8" lgh.)	2, 3	-	-	-	-	-	-	-	-	-	-	-	-	-	-	-	-	1	1267 928
	Rear (172" and 190" W. B.) (Hypoid Axle) (R-100 Series Axle) (see note 1, Group 3, Rear Axle) (61 3/4" lgh.)	2, 3, 4	-	-	-	-	-	-	-	-	-	-	-	-	-	-	-	-	1	1267 929
	Rear (130" W. B.) (Double Reduction and 2 Speed Axles) (R-200 and R-300 Series Axles) (see note 1, Group 3, Rear Axle) (28 15/16 lgh.)	2	-	-	-	-	-	-	-	-	-	-	-	-	-	-	-	-	1	1268 366
	Rear (142" W. B.) (Double Reduction and 2 Speed Axles) (R-200 and R-300 Series Axles) (see note 1, Group 3, Rear Axle) (40 1/2" lgh.)	2	-	-	-	-	-	-	-	-	-	-	-	-	-	-	-	-	1	1269 734
	Rear (142" W. B.) (Double Reduction and 2 Speed Axles) (R-200 and R-300 Series Axles) (see note 1, Group 3, Rear Axle) (40 1/2" lgh.) (up to serial No. 8303253 also used on 8303293 and 8303321)	3	-	-	-	-	-	-	-	-	-	-	-	-	-	-	-	-	1	1269 734

★Indicates use as required.

☐Indicates parts not listed in any previous parts books.

Series No. (1 indicates B-1 Series) (2 indicates B-2 Series) (3 indicates B-3 Series) (4 indicates B-4 Series)

Where no Series No. is shown part is for B-1, B-2, B-3 and B-4 Series.

Prices and specifications subject to change without notice.

CODE	PART NAME AND DESCRIPTION	SERIES NO.	MODEL CODES													PART NO.				
			B	C	D	F	G	H & HH	FM	GM	HM & HHM	J	JM	K	KM		R	T	V	Y
PROPELLER SHAFT - LESS UNIVERSAL JOINT - Cont'd																				
16-02-4	TUBE																			
	Rear (142" W.B.) (Double Reduction and 2 Speed Axles) (R-200 and R-300 Series Axles) (see note 1, Group 3, Rear Axle) (37 7/8" lgh.) (after serial No. 8303253 except not used on 8303293 and 8303321)	3	-	-	-	-	-	-	-	-	-	-	-	-	-	-	-	-	1	1191 315
	Rear (154" W.B.) (Double Reduction and 2 Speed Axles) (R-200 and R-300 Series Axles) (see note 1, Group 3, Rear Axle) (36 5/8" lgh.)	2	-	-	-	-	-	-	-	-	-	-	-	-	-	-	-	-	1	1268 367
	Rear (154" W.B.) (Double Reduction and 2 Speed Axles) (R-200 and R-300 Series Axles) (see note 1, Group 3, Rear Axle) (36 5/8" lgh.) (up to serial No. 8303253 also used on 8303293 and 8303321)	3	-	-	-	-	-	-	-	-	-	-	-	-	-	-	-	-	1	1268 367
	Rear (154" W.B.) (Double Reduction and 2 Speed Axles) (R-200 and R-300 Series Axles) (see note 1, Group 3, Rear Axle) (34 5/8" lgh.) (after serial No. 8303253 except not used on 8303293 and 8303321)	3	-	-	-	-	-	-	-	-	-	-	-	-	-	-	-	-	1	1190 907
	Rear (172" and 190" W.B.) (Double Reduction and 2 Speed Axles) (R-200 and R-300 Series Axles) (see note 1, Group 3, Rear Axle) (54 9/16" lgh.)	2	-	-	-	-	-	-	-	-	-	-	-	-	-	-	-	-	1	1268 368
	Rear (172" and 190" W.B.) (Double Reduction and 2 Speed Axles) (R-200 and R-300 Series Axles) (see note 1, Group 3, Rear Axle) (54 9/16" lgh.) (up to serial No. 8303253, also used on 8303293 and 8303321)	3	-	-	-	-	-	-	-	-	-	-	-	-	-	-	-	-	1	1268 368
	Rear (172" and 190" W.B.) (Double Reduction and 2 Speed Axles) (R-200 and R-300 Series Axles) (see note 1, Group 3, Rear Axle) (52 7/8" lgh.) (after serial No. 8303253 except not used on 8303293 and 8303321).	3	-	-	-	-	-	-	-	-	-	-	-	-	-	-	-	-	1	E1393 219
	Rear (142" W.B.) (Double Reduction and 2 Speed Axles) (R-200 and R-300 Series Axles) (see note 1, Group 3, Rear Axle) (38 7/8" lgh.)	4	-	-	-	-	-	-	-	-	-	-	-	-	-	-	-	-	1	1191 315

*Indicates use as required.

E Indicates parts not listed in any previous parts books.

Series No. (1 indicates B-1 Series) (2 indicates B-2 Series) (3 indicates B-3 Series) (4 indicates B-4 Series)

Where no Series No. is shown part is for B-1, B-2, B-3 and B-4 Series.

December 31, 1952

Prices and specifications subject to change without notice.

Printed in U.S.A.

CODE	PART NAME AND DESCRIPTION	SERIES NO.	MODEL CODES																PART NO.	
			B	C	D	F	G	H & HH	FM	GM	HM & HHM	J	JM	K	KM	R	T	V		Y
PROPELLER SHAFT - LESS UNIVERSAL JOINT - Cont'd																				
16-02-4	TUBE																			
	Rear (154" W.B.) (Double Reduction and 2 Speed Axles) (R-200 and R-300 Series Axles) (see note 1, Group 3, Rear Axle) (34 5/8" lgh.)	4	-	-	-	-	-	-	-	-	-	-	-	-	-	-	-	-	1	1190 907
	Rear (172" and 190" W.B.) (Double Reduction and 2 Speed Axles) (R-200 and R-300 Series Axles) (see note 1, Group 3, Rear Axle) (52 7/8" lgh.)	4	-	-	-	-	-	-	-	-	-	-	-	-	-	-	-	-	1	E1393 219
UNIVERSAL JOINT PACKAGE																				
Quantities listed are for one universal joint, not quantity used per job.																				
16-03-1	UNIVERSAL JOINT PACKAGE	1, 2 2, 3, 4	★	★	-	-	-	-	-	-	-	-	-	-	-	-	-	-	-	†1238 415 ‡1321 115 947 556 1238 416 1064 846 1243 615 947 555
UNIVERSAL JOINT CROSS																				
16-08-6	WASHER	- 2, 3, 4	4	4	-	4	4	4	4	4	4	-	-	-	-	-	-	-	-	† 575 951 ‡ 604 594 575 785 1191 022 592 916
16-08-7	RETAINER, Washer	- 2, 3, 4	4	4	-	4	4	4	4	4	4	-	-	-	-	-	-	-	-	† 575 952 ‡ 604 595 599 252 1089 794 1191 021 592 915
16-08-13	DIRT SLINGER COVER, Bushing Locking Plate PLATE, Bushing Locking	- - -	4	4	-	4	4	4	4	4	4	-	-	-	-	-	-	-	-	† 575 954 1191 028 592 922
16-08-14	PLATE, Bushing Locking Bolt, 1/4"-20 x 1/2" PLATE, Bushing	- - -	4	4	-	4	4	4	4	4	4	-	-	-	-	-	-	-	-	† 575 953 120 706 1191 027 592 919
16-08-15	Bolt, 5/16"-24 x 1"	-	-	-	-	-	-	-	-	-	-	-	-	-	-	-	-	-	-	121 661
16-08-16	SCREW, Bushing Locking Plate WASHER, Bushing Locking Plate	- -	-	-	-	-	-	-	-	-	-	-	-	-	-	-	-	-	-	1191 029 1191 030
16-08-19	NIPPLE, Grease FITTING, Lubricant	- 2, 3, 4	1	1	-	1	1	1	1	1	1	-	-	-	-	-	-	-	-	592 923 †1265 253 ‡ 110 347 145 435 145 433

★ Indicates use as required. Prices and specifications subject to change without notice.
 † Indicates parts not listed in any previous parts books.
 ‡ Series No. (1 indicates B-1 Series) (2 indicates B-2 Series) (3 indicates B-3 Series) (4 indicates B-4 Series)
 Where no Series No. is shown part is for B-1, B-2, B-3 and B-4 Series.
 Printed in U.S.A. December 31, 1952
 Page 16-19

CODE	PART NAME AND DESCRIPTION	SERIES NO.	MODEL CODES													PART NO.			
			B	C	D	F	G	H & HH	FM	GM	HM & HHM	J	JM	K	KM		R	T	V
UNIVERSAL JOINT CROSS ROLLER AND BUSHING																			
16-10-1	BUSHING, w/ROLLER	-	4	4	-	4	4	4	4	4	4	-	-	-	-	-	-	-	† 575 948
		2, 3, 4	4	4	-	-	-	-	-	-	-	-	-	-	-	-	-	-	‡1122 680
				4	-	-	-	-	-	-	-	-	-	-	-	-	-	-	575 787
					-	-	-	-	-	-	-	4	4	4	4	-	-	-	1089 795
					-	-	-	-	-	-	-	-	-	-	4	-	-	-	1191 023
					-	-	-	-	-	-	-	-	-	-	-	4	4	4	592 917
16-10-2	RETAINER.	2, 3, 4	4	4	-	-	-	-	-	-	-	-	-	-	-	-	-	-	† 604 593
				4	-	-	-	-	-	-	-	4	4	4	4	-	-	-	575 790
16-10-3	U-BOLT	2, 3, 4	2	2	-	-	-	-	-	-	-	-	-	-	-	-	-	-	‡1122 683
	CLAMP			2	-	-	-	-	-	-	2	2	2	2	-	-	-	-	575 723
	Nut		4	4	-	-	-	-	-	-	-	-	-	-	-	-	-	-	120 368
	Washer, lock.		4	4	-	-	-	-	-	-	-	-	-	-	-	-	-	-	120 214
16-10-4	BOLT, Clamp				2	-	-	-	-	-	-	-	-	-	-	-	-	-	120 038
	Nut				2	-	-	-	-	-	2	2	2	2	-	-	-	-	1262 225
16-10-5	LOCK, Clamp Bolt				2	-	-	-	-	-	2	2	2	2	-	-	-	-	120 368
16-10-7	LOCK, Clamp Bolt Nut.				2	-	-	-	-	-	2	2	2	2	-	-	-	-	572 604
					2	-	-	-	-	-	2	2	2	2	-	-	-	-	572 603
PROPELLER SHAFT SPLINE OR SLIDING YOKE																			
16-14-1	YOKE	-	1	1	-	-	-	-	-	-	-	-	-	-	-	-	-	-	†1189 322
			1	1	-	-	-	-	-	-	-	-	-	-	-	-	-	-	‡1270 192
	(116" W.B.)				1	-	-	-	-	-	-	-	-	-	-	-	-	-	599 254
	(126" W.B.) (up to serial No. 81270403 Det. Built, 86006988 Calif. Built)	1			1	-	-	-	-	-	-	-	-	-	-	-	-	-	599 254
	(126" W.B.) (after serial No. 81270403 Det. Built, 86006988 Calif. Built)	1			1	-	-	-	-	-	-	-	-	-	-	-	-	-	916 209
	(126" W.B.)	2, 3, 4			1	-	-	-	-	-	-	-	-	-	-	-	-	-	916 209
					1	1	1	1	1	1	1	1	1	1	1	1	1	1	1089 887
					1	1	1	1	1	1	1	1	1	1	1	1	1	1	575 782
					1	1	1	1	1	1	1	1	1	1	1	1	1	1	1191 015
					1	1	1	1	1	1	1	1	1	1	1	1	1	1	592 908
	Fitting, lubricant		1	1	1	1	1	1	1	1	1	1	1	1	1	1	1	1	† 145 433
	Nipple, grease	2, 3, 4	1	1	-	-	-	-	-	-	-	-	-	-	-	-	-	-	110 347
16-14-7	OIL SEAL		1	1	1	-	-	-	-	-	-	-	-	-	-	-	-	-	† 599 258
		2, 3, 4	1	1	-	-	-	-	-	-	-	-	-	-	-	-	-	-	‡ 604 596
	WASHER				1	1	1	1	1	1	1	1	1	1	1	1	1	1	563 099
					1	1	1	1	1	1	1	1	1	1	1	1	1	1	1191 017
					1	1	1	1	1	1	1	1	1	1	1	1	1	1	592 911
16-14-8	WASHER, Oil Seal				1	-	-	-	-	-	-	-	-	-	-	-	-	-	599 259
	RETAINER, Dust Washer				1	-	-	-	-	-	1	1	1	1	-	-	-	-	572 485
16-14-9	CAP, Oil Seal	1, 2	1	1	-	-	-	-	-	-	-	-	-	-	-	-	-	-	† 575 958
		2, 3, 4	1	1	-	-	-	-	-	-	-	-	-	-	-	-	-	-	‡1122 677
					1	-	-	-	-	-	-	-	-	-	-	-	-	-	663 360
	CAP, Dust Washer				1	1	1	1	1	1	1	1	1	1	1	1	1	1	588 961
					1	1	1	1	1	1	1	1	1	1	1	1	1	1	572 515
					1	1	1	1	1	1	1	1	1	1	1	1	1	1	1191 018
					1	1	1	1	1	1	1	1	1	1	1	1	1	1	592 912
16-14-11	PLUG	1, 2	1	1	-	-	-	-	-	-	-	-	-	-	-	-	-	-	† 557 254
					1	1	1	1	1	1	1	1	1	1	1	1	1	1	557 929
16-14-18	COVER, Dust	1, 2	1	1	-	-	-	-	-	-	-	-	-	-	-	-	-	-	†1196 079

★Indicates use as required.

‡Indicates parts not listed in any previous parts books.

Series No. (1 indicates B-1 Series) (2 indicates B-2 Series) (3 indicates B-3 Series) (4 indicates B-4 Series)

Where no Series No. is shown part is for B-1, B-2, B-3 and B-4 Series.

December 31, 1952

Prices and specifications subject to change without notice.

Printed in U.S.A.

CODE	PART NAME AND DESCRIPTION	SERIES NO.	MODEL CODES													PART NO.		
			B	C	D	F	G	H&HH	FM	GM	HM & HHM	J	JM	K	KM		R	T
PROPELLER SHAFT GUARD - Cont'd																		
16-15-6	GUARD (rear and intermediate)																	
	(229" W.B.)	1	-	-	-	-	-	-	-	-	-	-	-	-	2	-	-	-
	(rear) (229" W.B.) (see note 1)	2	-	-	-	-	-	-	-	-	-	-	-	-	1	-	-	-
	(front) (see note 2)	2,3,4	-	-	-	★	★	★	-	1	-	1	-	1	-	-	-	-
	(long intermediate) (see note 2)	2,3,4	-	-	-	★	★	★	-	-	-	-	-	-	-	-	-	-
	(short intermediate) (see note 2)	2,3,4	-	-	-	★	★	★	-	-	-	-	-	-	-	-	-	-
	(intermediate) (see note 2)	2,3,4	-	-	-	★	★	★	-	-	-	4	-	4	-	4	-	-
	(rear) (see note 2)	2,3,4	-	-	-	1	1	1	-	-	-	1	-	1	-	1	-	-
	Bolt, 3/8" -24 x 1 1/2"	-	-	-	-	16	16	16	-	-	-	-	-	-	24	-	-	-
	Nut	-	-	-	-	16	16	16	-	-	-	-	-	-	24	-	-	-
	Nut (see note 2)	-	-	-	-	16	16	16	-	-	-	24	-	24	-	24	-	-
	Washer, lock	-	-	-	-	★	★	★	-	-	-	-	-	-	24	-	-	-
	Washer, lock	-	-	-	-	8	8	8	-	-	-	12	-	12	-	12	-	-
16-15-9	SUPPORT (152" and 170" W.B.)	1	-	-	-	★	★	★	-	-	-	-	-	-	-	-	-	-
	(152" and 170" W.B.) (see note 1)	2	-	-	-	4	4	4	-	-	-	-	-	-	-	-	-	-
	(192" W.B.)	1	-	-	-	3	-	-	-	-	-	-	-	-	-	-	-	-
	(192" W.B.) (see note 1)	2	-	-	-	3	3	3	-	-	-	-	-	-	-	-	-	-
	(front and rear) (212" W.B.)	1	-	-	-	-	-	-	-	-	-	5	-	-	-	-	-	-
	(front and rear) (212" W.B.) (see note 1)	2	-	-	-	-	-	-	-	-	-	5	-	5	-	-	-	-
	(intermediate) (212" W.B.)	1	-	-	-	-	-	-	-	-	-	1	-	-	-	-	-	-
	(intermediate) (212" W.B.) (see note 1)	2	-	-	-	-	-	-	-	-	-	1	-	1	-	-	-	-
	(229" W.B.)	1	-	-	-	-	-	-	-	-	-	-	-	-	6	-	-	-
	(229" W.B.) (see note 1)	2	-	-	-	-	-	-	-	-	-	-	-	-	6	-	-	-
	(152" and 170" W.B.) (see note 2)	2,3,4	-	-	-	4	4	4	-	-	-	-	-	-	-	-	-	-
	(192" W.B.) (see note 2)	2	-	-	-	★	★	★	-	-	-	-	-	-	-	-	-	-
	(angle type) (see note 2)	2,3	-	-	-	-	-	-	-	-	-	5	-	5	-	5	-	-
	(intermediate) (192" W.B.) (rod type) (see note 2)	3	-	-	-	1	1	1	-	-	-	-	-	-	-	-	-	-
	(intermediate) (flat type) (see note 2)	2,3,4	-	-	-	-	-	-	-	-	-	1	-	1	-	-	-	-
	(front guard) (see note 2)	2,3,4	-	-	-	-	-	-	-	-	-	-	-	-	1	-	-	-
	Bolt, 3/8"-24 x 1 1/2"	-	-	-	-	★	★	★	-	-	-	★	-	★	-	★	-	-
	Bolt	-	-	-	-	★	★	★	-	-	-	★	-	★	-	★	-	-
	Nut	-	-	-	-	★	★	★	-	-	-	★	-	★	-	★	-	-
	Washer, lock	-	-	-	-	★	★	★	-	-	-	★	-	★	-	★	-	-
PROPELLER SHAFT CENTER BEARING																		
16-16-1	BEARING	-	-	-	-	1	1	1	1	1	1	1	1	1	1	1	1	-
		-	-	-	-	-	-	-	-	-	-	-	-	-	-	-	-	1
16-16-15	SPACER, Retaining	-	-	-	-	1	1	1	1	1	1	1	1	1	1	1	1	-
16-16-16	NUT, Retainer	-	-	-	-	1	1	1	1	1	1	1	1	1	1	1	1	-
16-16-17	LOCK, Retaining Nut	-	-	-	-	1	1	1	1	1	1	1	1	1	1	1	1	-
		-	-	-	-	-	-	-	-	-	-	1	1	1	1	1	1	-
16-16-28	OIL SEAL	-	-	-	-	2	2	2	2	2	2	2	2	2	2	2	2	-
		-	-	-	-	-	-	-	-	-	-	-	-	-	-	2	2	2
		-	-	-	-	-	-	-	-	-	-	-	-	-	-	-	-	1
16-16-43	MUD SLINGER	1,2,3	-	-	-	1	1	1	1	1	1	1	1	1	1	1	1	-
		4	-	-	-	1	1	★	-	-	1	★	1	1	1	1	1	-
		1,2,3	-	-	-	-	-	-	-	-	-	-	-	-	★	1	1	1
		4	-	-	-	-	-	-	-	-	-	-	-	-	★	1	1	1
	Bolt, 1/4"-28 x 1/2"	-	-	-	-	1	1	1	1	1	1	1	1	1	1	1	1	1
	Washer, lock	-	-	-	-	1	1	1	1	1	1	1	1	1	1	1	1	1
	Washer, lock	-	-	-	-	-	-	-	-	-	-	-	-	-	1	1	1	1
	Washer, plain	-	-	-	-	1	1	1	1	1	1	1	1	1	1	1	1	1

★ Indicates use as required.

⊠ Indicates parts not listed in any previous parts books.

Series No. (1 indicates B-1 Series) (2 indicates B-2 Series) (3 indicates B-3 Series) (4 indicates B-4 Series)

Where no Series No. is shown part is for B-1, B-2, B-3 and B-4 Series.

December 31, 1952

Page 16-22

Prices and specifications subject to change without notice.

Printed in U.S.A.

CODE	PART NAME AND DESCRIPTION	SERIES NO.	MODEL CODES													PART NO.				
			B	C	D	F	G	H & HH	FM	GM	HM & HHM	J	JM	K	KM		R	T	V	Y
PROPELLER SHAFT CENTER BEARING - Cont'd																				
16-16-46	BRACKET, Housing (up to serial No. 80318425 also 80318600 thru 80318677 Det. Built and up to serial No. 86510001 Cal. Built) (after serial No. 80318425 except 80318600 thru 80318677 Det. Built and after serial No. 86510001 Cal. Built)	1	-	-	-	1	-	1	-	-	-	-	-	-	-	-	-	-	-	1091 237
	(up to serial No. 83508224 Det. Built and up to serial No. 9267201 Cal. Built)	1	-	-	-	1	-	1	-	-	-	-	-	-	-	-	-	-	-	1262 652
	(after serial No. 83508224 Det. Built and after serial No. 9267201 Cal. Built)	1	-	-	-	-	-	1	-	1	-	-	-	-	-	-	-	-	-	1091 237
	(128" W. B.) (up to serial No. 82541107 Det. Built and up to serial No. 85601398 Cal. Built) (128" W. B.) (after serial No. 82541107 Det. Built and after serial No. 85601398 Cal. Built) (except 128" W. B.) (up to serial No. 82551009 except 82550727 thru 82550778 Det. Built and up to serial No. 85601364 Cal. Built)	1	-	-	-	-	-	-	-	1	-	1	-	-	-	-	-	-	-	1262 652
	(except 128" W. B.) (after serial No. 82551009 also 82550727 thru 82550778 Det. Built and after serial No. 85601364 Cal. Built)	1	-	-	-	-	-	-	-	-	1	-	-	-	-	-	-	-	-	590 443
	(front) (except 192" and 212" W. B.) (rear) (except 192" and 212" W. B.)	2, 3	-	-	-	1	1	1	-	1	-	1	-	-	-	-	-	-	-	1262 651
	(rear-front) (192" and 212" W. B.)	4	-	-	-	1	1	1	-	1	1	1	1	1	-	-	-	-	-	1262 652
	(rear-rear) (192" and 212" W. B.)	4	-	-	-	1	1	1	-	1	1	1	1	-	-	-	-	-	-	1501 128
	(front-front) (192" and 212" W. B.)	4	-	-	-	-	1	1	-	-	1	-	-	-	-	-	-	-	-	1501 129
	(front-rear) (192" and 212" W. B.)	4	-	-	-	-	1	1	-	-	1	-	-	-	-	-	-	-	-	1501 128
	(128" W. B.)	2, 3	-	-	-	-	-	-	-	-	1	-	-	-	-	-	-	-	-	1501 589
	(except 128" W. B.)	2	-	-	-	-	-	-	-	-	1	-	1	-	-	-	-	-	-	1262 652
	(140" and 192" W. B.)	3	-	-	-	-	-	-	-	-	1	-	1	-	-	-	-	-	-	1262 651
	(152" and 170" W. B.) (up to serial No. 82826953)	3	-	-	-	-	-	-	-	-	1	-	-	-	-	-	-	-	-	1262 651
	(152" and 170" W. B.) (after serial No. 82826953)	3	-	-	-	-	-	-	-	-	1	-	-	-	-	-	-	-	-	570 529
	(except 128" W. B.)	2, 3	-	-	-	-	-	-	-	-	1	-	1	-	-	-	-	-	-	1262 651
	(front) (192" and 212" W. B.) (up to serial No. 8738999 Det. Built and up to serial No. 88500661 Cal. Built) (after serial No. 8738999 Det. Built and after serial No. 88500661 Cal. Built)	1, 2, 3	-	-	-	1	1	1	-	-	1	-	1	-	-	-	-	-	-	562 120
	(up to serial No. 8738999 Det. Built and up to serial No. 88500661 Cal. Built)	1	-	-	-	-	-	-	-	-	-	1	-	-	-	-	-	-	-	590 443
	(after serial No. 8738999 Det. Built and after serial No. 88500661 Cal. Built)	1	-	-	-	-	-	-	-	-	-	1	-	-	-	-	-	-	-	1262 651
		2, 3	-	-	-	-	-	-	-	-	-	1	-	1	-	-	-	-	-	1262 651

★Indicates use as required.

□Indicates parts not listed in any previous parts books.

Series No. (1 indicates B-1 Series) (2 indicates B-2 Series) (3 indicates B-3 Series) (4 indicates B-4 Series)

Where no Series No. is shown part is for B-1, B-2, B-3 and B-4 Series.

Prices and specifications subject to change without notice.

CODE	PART NAME AND DESCRIPTION	SERIES NO.	MODEL CODES													PART NO.				
			B	C	D	F	G	H & HH	FM	GM	HM & HHM	J	JM	K	KM		R	T	V	Y
PROPELLER SHAFT CENTER BEARING - Cont'd																				
16-16-46	(130" W. B.) (Hypoid Axle) (except 130" W. B.) (B-1-R up to serial No. 81855212 Det. Built and up to serial No. 85025702 Cal. Built B-1-T and B-1-V up to serial No. 81789107 Det. Built and up to serial No. 85000552 Cal. Built) (Hypoid Axle)	1	-	-	-	-	-	-	-	-	-	-	-	-	-	1	1	1	-	1262 652
	(130" W. B.) (B-1-R after serial No. 81855212 Det. Built and after serial No. 85025702 Cal. Built, B-1-T and B-1-V after serial No. 81789107 Det. Built and after serial No. 85000552 Cal. Built) (Hypoid Axle)	1	-	-	-	-	-	-	-	-	-	-	-	-	-	1	1	1	-	1091 237
	(130" W. B.) (B-2-R up to serial No. 81858519; B-2-T and B-2-V up to serial No. 81793497) (Hypoid Axle)	2	-	-	-	-	-	-	-	-	-	-	-	-	-	1	1	1	-	1262 652
	(130" W. B.) (B-2-R after serial No. 81858519; B-2-T and B-2-V after serial No. 81793497) (Hypoid Axle)	2	-	-	-	-	-	-	-	-	-	-	-	-	-	1	1	1	-	1091 237
	(130" W. B.) (B-3-R up to serial No. 81861095; B-3-T B-3-T and B-3-V up to serial No. 81795770) (Hypoid Axle)	3	-	-	-	-	-	-	-	-	-	-	-	-	-	1	1	1	-	1091 237
	(142" W.B.) (Hypoid Axle)	2	-	-	-	-	-	-	-	-	-	-	-	-	-	1	1	1	-	590 443
	(142" W.B.) (B-3-R up to serial No. 81861095; B-3-T and B-3-V up to serial No. 81795770) (Hypoid Axle)	3	-	-	-	-	-	-	-	-	-	-	-	-	-	1	1	1	-	590 443
	(except 130" and 142" W.B.) (Hypoid Axle)	2	-	-	-	-	-	-	-	-	-	-	-	-	-	1	1	1	-	1262 651
	(except 130" and 142" W.B.) (B-3-R up to serial No. 81861095; B-3-T and B-3-V up to serial No. 81795770) (Hypoid Axle)	3	-	-	-	-	-	-	-	-	-	-	-	-	-	1	1	1	-	1262 651
	(2 Speed and Double Reduction)	1	-	-	-	-	-	-	-	-	-	-	-	-	-	1	1	1	-	562 120
	(2 Speed and Double Reduction Axles) (w/elongated mounting holes)	2	-	-	-	-	-	-	-	-	-	-	-	-	-	1	1	1	-	562 120
	(130" W.B.) (2 Speed Axle) (w/round mounting holes)	2,3	-	-	-	-	-	-	-	-	-	-	-	-	-	1	1	1	-	E1390 353
	(except 130" and 142" W.B.) (2 Speed and Double Reduction Axles) (B-3-R up to serial No. 81861095; B-3-T and B-3-V up to serial No. 81795770)	3	-	-	-	-	-	-	-	-	-	-	-	-	-	1	1	1	-	590 443
	(142" W.B.) (2 Speed and Double Reduction Axles) (B-3-R up to serial No. 81861095; B-3-T and B-3-V up to serial No. 81795770)	3	-	-	-	-	-	-	-	-	-	-	-	-	-	1	1	1	-	570 529
	(Hypoid Axle)	2	-	-	-	-	-	-	-	-	-	-	-	-	-	-	-	-	-	590 443

★Indicates use as required.

Prices and specifications subject to change without notice.

⊠Indicates parts not listed in any previous parts books.

Series No. (1 indicates B-1 Series) (2 indicates B-2 Series) (3 indicates B-3 Series) (4 indicates B-4 Series)

Where no Series No. is shown part is for B-1, B-2, B-3 and B-4 Series.

Printed in U.S.A.

CODE	PART NAME AND DESCRIPTION	SERIES NO.	MODEL CODES													PART NO.			
			B	C	D	F	G	H & HH	FM	GM	HM & HHM	J	JM	K	KM		R	T	V
PROPELLER SHAFT CENTER BEARING - Cont'd																			
16-16-46	BRACKET, Housing (Hypoid Axle) (B-3-Y up to serial No. 8302864)	3	-	-	-	-	-	-	-	-	-	-	-	-	-	-	-	1	590 443
	(130" and 142" W.B.) (2 Speed and Double Reduction Axles) . .	2	-	-	-	-	-	-	-	-	-	-	-	-	-	-	-	1	562 120
	(except 130" and 142" W.B.) (2 Speed and Double Reduction Axles)	2	-	-	-	-	-	-	-	-	-	-	-	-	-	-	-	1	590 443
	(except 130" and 142" W.B.) (2 Speed and Double Reduction Axles) (B-3-Y up to serial No. 8302864)	3	-	-	-	-	-	-	-	-	-	-	-	-	-	-	-	1	590 443
	(except 190" and 229" W.B.) (B-3-R after serial No. 81861095; B-3-T and B-3-V after serial No. 81795770; B-3-Y after serial No. 8302864)	3	-	-	-	-	-	-	-	-	-	-	-	-	1	1	1	1	570 529
	(190" and 229" W.B.) (B-3-R after serial No. 81861725; B-3-T and B-3-V after serial No. 81796526; B-3-Y after serial No. 8303317)	3	-	-	-	-	-	-	-	-	-	-	-	-	1	1	1	1	570 529
	(front)	4	-	-	-	-	-	-	-	-	-	-	-	-	★	1	1	1	E1501 588
	(rear)	4	-	-	-	-	-	-	-	-	-	-	-	-	★	1	1	1	E1501 589
	(front) (229" W.B.) (up to serial No. 81860175)	3	-	-	-	-	-	-	-	-	-	-	-	1	-	-	-	-	562 120
	Bolt, 7/16"-20 x 1 1/2"	1,2,3	-	-	-	★	★	★	4	4	4	4	4	4	4	4	4	★	123 852
	Bolt, 7/16"-20 x 2"	1,2,3	-	-	-	★	★	★	-	-	-	-	-	-	4	4	4	★	124 133
	Bolt, 7/16"-20 x 1" (bracket to frame)	4	-	-	-	4	4	★	-	-	4	★	4	4	4	-	-	-	123 567
	Bolt, 7/16"-20 x 1 1/2 (bracket to frame)	4	-	-	-	-	-	-	-	-	-	-	-	-	★	4	4	4	123 852
	Bolt, 1/2"-20 x 2 1/2" (housing to bracket)	4	-	-	-	2	2	★	-	-	2	★	2	2	★	2	2	2	124 180
	Nut	1,2,3	-	-	-	4	4	4	4	4	4	4	4	4	4	4	4	4	120 370
	Nut	4	-	-	-	2	2	★	-	-	2	★	2	2	★	2	2	2	126 016
	Washer, lock	1,2,3	-	-	-	4	4	4	4	4	4	4	4	4	4	4	4	4	120 383
	Washer, plain	1,2,3	-	-	-	4	4	4	-	4	4	-	4	4	-	-	-	-	120 395
	Washer, plain	4	-	-	-	4	4	★	-	-	4	★	4	4	★	4	4	4	120 395
16-16-47	SPACER, Housing Bracket (136" W.B.)	1,2	-	-	-	-	-	-	-	-	-	-	-	-	1	1	1	-	1268 691
	(192" W.B.)	3	-	-	-	2	2	2	-	-	-	-	-	-	-	-	-	-	1268 691
		3	-	-	-	-	-	-	-	-	-	-	-	-	★	★	★	★	1268 691
16-16-48	CAP, Housing Bracket	1,2,3	-	-	-	1	1	1	1	1	1	1	1	1	1	1	1	1	562 117
	Bolt, 7/16"-20 x 2"	-	-	-	-	2	2	2	2	2	2	2	2	2	2	2	2	2	124 133
	Nut	-	-	-	-	2	2	2	2	2	2	2	2	2	2	2	2	2	120 370
	Washer, lock	-	-	-	-	2	2	2	2	2	2	2	2	2	2	2	2	2	120 383
PROPELLER SHAFT CENTER BEARING HOUSING																			
16-17-1	HOUSING	1,2,3	-	-	-	1	1	1	1	1	1	1	1	1	1	1	1	-	564 721
		2,3	-	-	-	-	-	-	-	-	-	-	-	-	-	-	-	1	1266 924
		4	-	-	-	1	1	★	-	-	1	★	1	1	★	1	1	-	E1394 084
		4	-	-	-	-	-	-	-	-	-	-	-	-	-	-	-	1	E1500 230
	Fitting, lubricant	-	-	-	-	1	1	1	1	1	1	1	1	1	1	1	1	1	145 433
16-17-6	SPACER (housing to bracket bolt) .	4	-	-	-	2	2	★	-	-	2	★	2	2	★	2	2	2	E1394 086

★Indicates use as required.

EIndicates parts not listed in any previous parts books.

Series No. (1 indicates B-1 Series) (2 indicates B-2 Series) (3 indicates B-3 Series) (4 indicates B-4 Series)

Where no Series No. is shown part is for B-1, B-2, B-3 and B-4 Series.

Prices and specifications subject to change without notice.

CODE	PART NAME AND DESCRIPTION	SERIES NO.	MODEL CODES													PART NO.			
			B	C	D	F	G	H & HH	FM	GM	HM & HHM	J	JM	K	KM		R	T	V
PROPELLER SHAFT CENTER BEARING HOUSING - Cont'd																			
16-17-18	INSULATOR, Housing.	1, 2, 3	-	-	-	1	1	1	1	1	1	1	1	1	1	1	1	1	
		4	-	-	-	2	2	*	-	-	2	*	2	2	2	*	2	2	
PROPELLER SHAFT YOKE OR FLANGE																			
16-20-1	YOKE (rear axle drive pinion) . . .	1, 2	1	1	-	-	-	-	-	-	-	-	-	-	-	-	-	-	
	(rear axle drive pinion)	2, 3, 4	1	1	-	-	-	-	-	-	-	-	-	-	-	-	-	-	
	(transmission shaft) (3 Speed Trans.)	1, 2	1	1	-	-	-	-	-	-	-	-	-	-	-	-	-	-	
	(transmission shaft) (3 Speed Trans.)	2, 3, 4	1	1	-	-	-	-	-	-	-	-	-	-	-	-	-	-	
	(transmission shaft) (4 Speed Trans.)	1, 2	1	1	-	-	-	-	-	-	-	-	-	-	-	-	-	-	
	(transmission shaft) (4 Speed Trans.)	2, 3, 4	1	1	-	-	-	-	-	-	-	-	-	-	-	-	-	-	
	(universal joint flange)	2, 3, 4	1	1	-	-	-	-	-	-	-	-	-	-	-	-	-	-	
	(transmission shaft) (TRUCK-O-MATIC Trans.)	4	1	1	-	-	-	-	-	-	-	-	-	-	-	-	-	-	
	(rear axle drive pinion)	-	-	-	1	-	-	-	-	-	-	-	-	-	-	-	-	-	
	(transmission shaft) (3 Speed Trans.)	-	-	-	1	-	-	-	-	-	-	-	-	-	-	-	-	-	
	(transmission shaft) (4 Speed Trans.)	-	-	-	1	-	-	-	-	-	-	-	-	-	-	-	-	-	
	(propeller shaft center bearing)	3, 4	-	-	-	1	1	1	-	-	-	-	-	-	-	-	-	-	
	(rear axle drive pinion) (Hypoid Axle)	-	-	-	-	1	1	1	1	1	-	-	-	-	-	-	-	-	
	(rear axle drive pinion) (2 Speed Axle)	-	-	-	-	1	1	1	1	1	-	-	-	-	-	-	-	-	
	(transmission shaft) (4 Speed Trans.)	-	-	-	-	1	1	1	1	1	-	-	-	-	-	-	-	-	
	(transmission shaft) (5 Speed Trans.)	-	-	-	-	1	1	1	-	1	-	-	-	-	-	-	-	-	
	(rear axle drive pinion) (Hypoid Axle)	-	-	-	-	-	-	-	-	-	1	1	-	-	-	-	-	-	
	(rear axle drive pinion) (2 Speed Axle)	-	-	-	-	-	-	-	-	-	1	1	-	-	-	-	-	-	
	(rear axle drive pinion) (2 Speed Axle)	-	-	-	-	-	-	-	-	-	-	1	1	-	-	-	-	-	
	(trans. shaft) (5 Speed Trans.)	-	-	-	-	-	-	-	-	-	1	1	1	1	-	-	-	-	
	(trans. shaft) (4 Speed Trans.)	4	-	-	-	-	-	-	-	-	1	-	-	-	-	-	-	-	
	(rear axle drive pinion) (Hypoid Axle)	-	-	-	-	-	-	-	-	-	-	1	1	-	-	-	-	-	
	(Propeller shaft center bearing) (212" W.B.)	-	-	-	-	-	-	-	-	-	1	-	1	-	-	-	-	-	
	(rear axle drive pinion)	1	-	-	-	-	-	-	-	-	-	-	-	-	1	-	-	-	
	(rear axle drive pinion) (H-100 and H-300 Series Axles) (see note 1, Group 3, Rear Axle)	2, 3, 4	-	-	-	-	-	-	-	-	-	-	-	-	1	-	-	-	
	(Rear Axle Drive Pinion) (H-120 and H-320 Series Axles) (see note 1, Group 3, Rear Axle)	2, 3, 4	-	-	-	-	-	-	-	-	-	-	-	-	1	-	-	-	
	(trans. shaft)	-	-	-	-	-	-	-	-	-	-	-	-	-	1	-	-	-	
	(center bearing)	-	-	-	-	-	-	-	-	-	-	-	-	-	1	-	-	-	
	(rear axle drive pinion)	-	-	-	-	-	-	-	-	-	-	-	-	-	1	-	-	-	
	(trans. shaft)	-	-	-	-	-	-	-	-	-	-	-	-	-	1	1	-	-	
	(center bearing)	-	-	-	-	-	-	-	-	-	-	-	-	-	1	1	-	-	
	(rear axle drive pinion) (Q-100, Q-200 and Q-300 Series Axles) (see note 1, Group 3, Rear Axle)	2, 3, 4	-	-	-	-	-	-	-	-	-	-	-	-	-	1	1	-	
	(rear axle drive pinion)	1	-	-	-	-	-	-	-	-	-	-	-	-	-	-	1	-	

★ Indicates use as required.

Prices and specifications subject to change without notice.

□ Indicates parts not listed in any previous parts books.

Series No. (1 indicates B-1 Series) (2 indicates B-2 Series) (3 indicates B-3 Series) (4 indicates B-4 Series)

Where no Series No. is shown part is for B-1, B-2, B-3 and B-4 Series.

Printed in U.S.A.

CODE	PART NAME AND DESCRIPTION	SERIES NO.	MODEL CODES														PART NO.		
			B	C	D	F	G	H & HH	FM	GM	HM & HHM	J	JM	K	KM	R		T	V
PROPELLER SHAFT YOKE OR FLANGE - Cont'd																			
16-20-1	YOKE (center bearing)	-	-	-	-	-	-	-	-	-	-	-	-	-	-	-	-	1	1266 925
	(rear axle drive pinion) (R-100, R-200 and R-300 series axles) (see note 1, Group 3, Rear Axle)	-	-	-	-	-	-	-	-	-	-	-	-	-	-	-	-	1	1267 747
	(trans. shaft) (includes Hand Brake DRUM)	-	-	-	-	-	-	-	-	-	-	-	-	-	-	-	-	1	1269 767
16-20-2	WASHER (rear axle drive pinion flange nut)	-	1	1	1	-	-	-	-	-	-	-	-	-	-	-	-	-	308 466
	(trans. shaft flange) (3 Speed Trans.)	-	1	1	1	-	-	-	-	-	-	-	-	-	-	-	-	-	308 466
	(trans. shaft flange) (4 Speed Trans.)	-	1	1	1	-	-	-	-	-	-	-	-	-	-	-	-	-	578 994
	(trans. shaft flange) (TRUCK-O- MATIC Trans.)	4	1	1	-	-	-	-	-	-	-	-	-	-	-	-	-	-	684 748
	(rear axle drive pinion flange nut) (Hypoid Axle)	-	-	-	1	1	1	1	1	1	1	1	-	-	-	-	-	-	571 301
	(rear axle drive pinion flange nut) (2 Speed Axle)	-	-	-	1	1	1	1	1	1	1	1	-	-	-	-	-	-	916 482
	(trans. shaft yoke nut)	-	-	-	1	1	1	1	1	1	1	1	-	-	-	-	-	-	578 994
	(trans. shaft yoke nut) (4 Speed Trans.)	4	-	-	-	-	-	-	-	-	1	-	-	-	-	-	-	-	578 994
	(rear axle drive pinion yoke nut) (2 Speed Axle)	-	-	-	-	-	-	-	-	-	-	-	1	1	-	-	-	-	921 104
	(propeller shaft center bearing yoke) (212" W.B.)	-	-	-	-	-	-	-	-	-	1	-	1	-	-	-	-	-	571 301
	(rear axle drive pinion yoke nut) (Hypoid Axle)	2, 3, 4	-	-	-	-	-	-	-	-	-	-	1	1	-	-	-	-	1191 741
	(rear axle drive pinion yoke nut) (Hypoid Axle)	1	-	-	-	-	-	-	-	-	-	-	-	-	1	-	-	-	1191 741
	(rear axle drive pinion yoke nut) (Hypoid Axle) (H-100 Series Axle) (see note 1, Group 3, Rear Axle)	2	-	-	-	-	-	-	-	-	-	-	-	-	1	-	-	-	1191 741
	(rear axle drive pinion yoke nut) (Hypoid Axle) (H-100 Series Axle) (see note 1, Group 3, Rear Axle)	3, 4	-	-	-	-	-	-	-	-	-	-	-	-	1	-	-	-	B1390 355
	(rear axle drive pinion yoke nut) (2 Speed Axle) (H-300 Series Axle) (see note 1, Group 3, Rear Axle)	2, 3, 4	-	-	-	-	-	-	-	-	-	-	-	-	1	-	-	-	1192 121
	(rear axle drive pinion yoke nut) (2 Speed and Double Reduction Axles)	1	-	-	-	-	-	-	-	-	-	-	-	-	1	-	-	-	1192 121
	(rear axle drive pinion yoke nut) (Double Reduction and 2 Speed Axles)	1	-	-	-	-	-	-	-	-	-	-	-	-	-	1	1	-	1191 907
	(rear axle drive pinion yoke nut) (all except H-100 and H-300 Series Axles) (see note 1, Group 3, Rear Axle)	2, 3, 4	-	-	-	-	-	-	-	-	-	-	-	-	1	1	1	1	1191 907
16-20-3	NUT (rear axle drive pinion flange)	-	1	1	-	-	-	-	-	-	-	-	-	-	-	-	-	-	53 553
	(trans. shaft flange) (3 Speed Trans.)	-	1	1	1	-	-	-	-	-	-	-	-	-	-	-	-	-	600 366
	(trans. shaft flange) (4 Speed Trans.)	-	1	1	1	-	-	-	-	-	-	-	-	-	-	-	-	-	562 536

★ Indicates use as required.

☐ Indicates parts not listed in any previous parts books.

Series No. (1 indicates B-1 Series) (2 indicates B-2 Series) (3 indicates B-3 Series) (4 indicates B-4 Series)

Where no Series No. is shown part is for B-1, B-2, B-3 and B-4 Series.

Prices and specifications subject to change without notice.

CODE	PART NAME AND DESCRIPTION	SERIES NO.	MODEL CODES														PART NO.			
			B	C	D	F	G	H & HH	FM	GM	HM & HHM	J	JM	K	KM	R		T	V	Y
PROPELLER SHAFT YOKE OR FLANGE - Cont'd																				
16-20-3	NUT																			
	(trans. shaft flange) (TRUCK-O-MATIC Trans.)	4	1	1	-	-	-	-	-	-	-	-	-	-	-	-	-	-	-	124 645
	(rear axle drive pinion flange)	-	-	1	-	-	-	-	-	-	-	-	-	-	-	-	-	-	-	855 094
	(rear axle drive pinion yoke)	1	-	-	-	-	-	-	-	-	-	-	-	-	-	-	-	1	-	1192 482
	(rear axle drive pinion yoke) (Q-100, Q-200 and Q-300 Series Axles) (see note 1, Group 3, Rear Axle)	2, 3, 4	-	-	-	-	-	-	-	-	-	-	-	-	-	-	-	1	1	1192 482
	(propeller shaft center bearing yoke)	-	-	-	-	-	-	-	-	-	-	-	-	-	-	-	-	-	1	1191 906
	(trans. shaft flange)	-	-	-	-	-	-	-	-	-	-	-	-	-	-	-	-	-	1	1269 771
	(rear axle drive pinion yoke) (R-100, R-200 and R-300 Series Axles) (see note 1, Group 3, Rear Axle)	2	-	-	-	-	-	-	-	-	-	-	-	-	-	-	-	-	1	1267 749
	(rear axle drive pinion yoke) (R-100, R-200 and R-300 Series Axles) (see note 1, Group 3, Rear Axle)	3	-	-	-	-	-	-	-	-	-	-	-	-	-	-	-	-	1	1390 834
	Pin, cotter	-	★	★	★	★	★	★	★	★	★	★	★	★	★	★	★	★	-	119 209
	Pin, cotter (trans. and center bearing)	-	-	-	-	-	-	-	-	-	-	-	-	-	-	2	2	2	-	119 209
	Pin, cotter (axle)	-	-	-	-	-	-	-	-	-	-	-	1	1	1	1	1	1	1	103 390
	Pin, cotter (trans. and center bearing)	-	-	-	-	-	-	-	-	-	-	-	-	-	-	-	-	-	2	103 390
	(rear axle drive pinion yoke) (Hypoid Axle)	-	-	-	1	1	1	1	1	1	-	-	-	-	-	-	-	-	-	595 988
	(rear axle drive pinion yoke) (2 Speed Axle)	2, 3, 4	-	-	1	1	1	1	1	1	1	-	-	-	-	-	-	-	-	568 526
	(trans. shaft yoke)	1	-	-	1	-	1	1	-	1	-	-	-	-	-	-	-	-	-	562 536
	(propeller shaft center bearing yoke)	3, 4	-	-	1	1	1	-	-	-	-	-	-	-	-	-	-	-	-	571 300
	(trans. shaft yoke) (4 Speed trans.)	2, 3, 4	-	-	1	1	1	-	1	1	-	-	-	-	-	-	-	-	-	562 536
	(rear axle drive pinion yoke) (Hypoid Axle)	-	-	-	-	-	-	-	-	-	1	1	-	-	-	-	-	-	-	571 300
	(rear axle drive pinion yoke) (2 Speed Axle)	-	-	-	-	-	-	-	-	-	-	1	1	-	-	-	-	-	-	921 103
	(trans. shaft yoke)	1	-	-	-	-	-	-	-	-	1	1	-	-	-	-	-	-	-	564 214
	(trans. shaft yoke) (5 Speed trans.)	2, 3, 4	-	-	1	1	1	-	1	1	1	-	-	-	-	-	-	-	-	564 214
	(trans. shaft yoke) (4 Speed Trans.)	4	-	-	-	-	-	-	-	-	1	-	-	-	-	-	-	-	-	562 536
	(propeller shaft center bearing) (212" W.B.)	-	-	-	-	-	-	-	-	-	1	-	1	-	-	-	-	-	-	571 300
	(rear axle drive pinion yoke) (Hypoid Axle)	2, 3, 4	-	-	-	-	-	-	-	-	-	-	1	1	-	-	-	-	-	568 526
	(rear axle drive pinion yoke) (Hypoid Axle)	1	-	-	-	-	-	-	-	-	-	-	-	-	1	-	-	-	-	568 526
	(rear axle drive pinion yoke) (Hypoid Axle) (H-100 Series Axle) (see note 1, Group 3, Rear Axle)	2, 3, 4	-	-	-	-	-	-	-	-	-	-	-	-	1	-	-	-	-	568 526
	(rear axle drive pinion yoke) (2 Speed Axle) (H-300 Series Axle) (see note 1, Group 3, Rear Axle)	2, 3, 4	-	-	-	-	-	-	-	-	-	-	-	-	1	-	-	-	-	1192 175

★ Indicates use as required.

Prices and specifications subject to change without notice.

⊠ Indicates parts not listed in any previous parts books.

Series No. (1 indicates B-1 Series) (2 indicates B-2 Series) (3 indicates B-3 Series) (4 indicates B-4 Series)

Where no Series No. is shown part is for B-1, B-2, B-3 and B-4 Series.

Printed in U.S.A.

