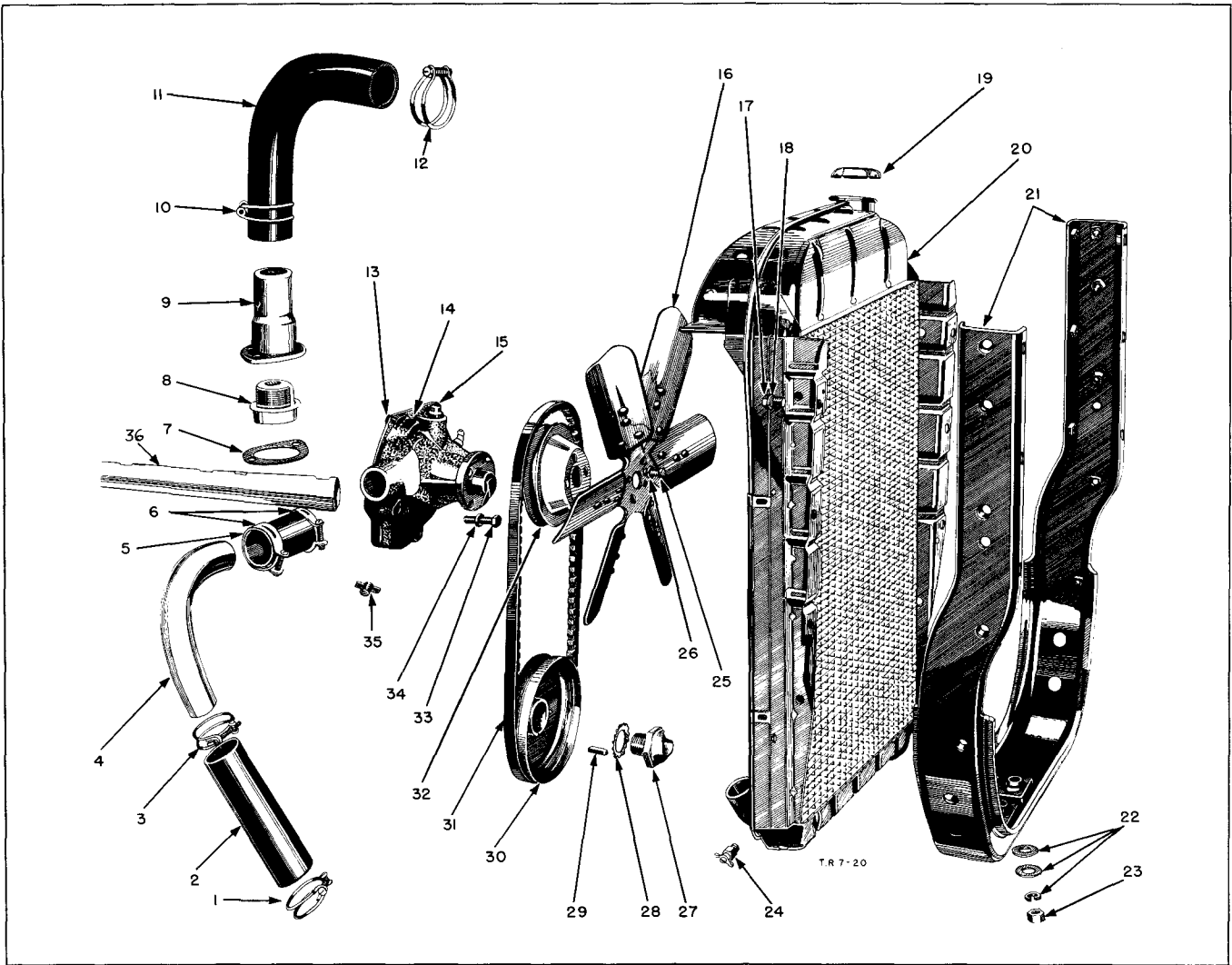


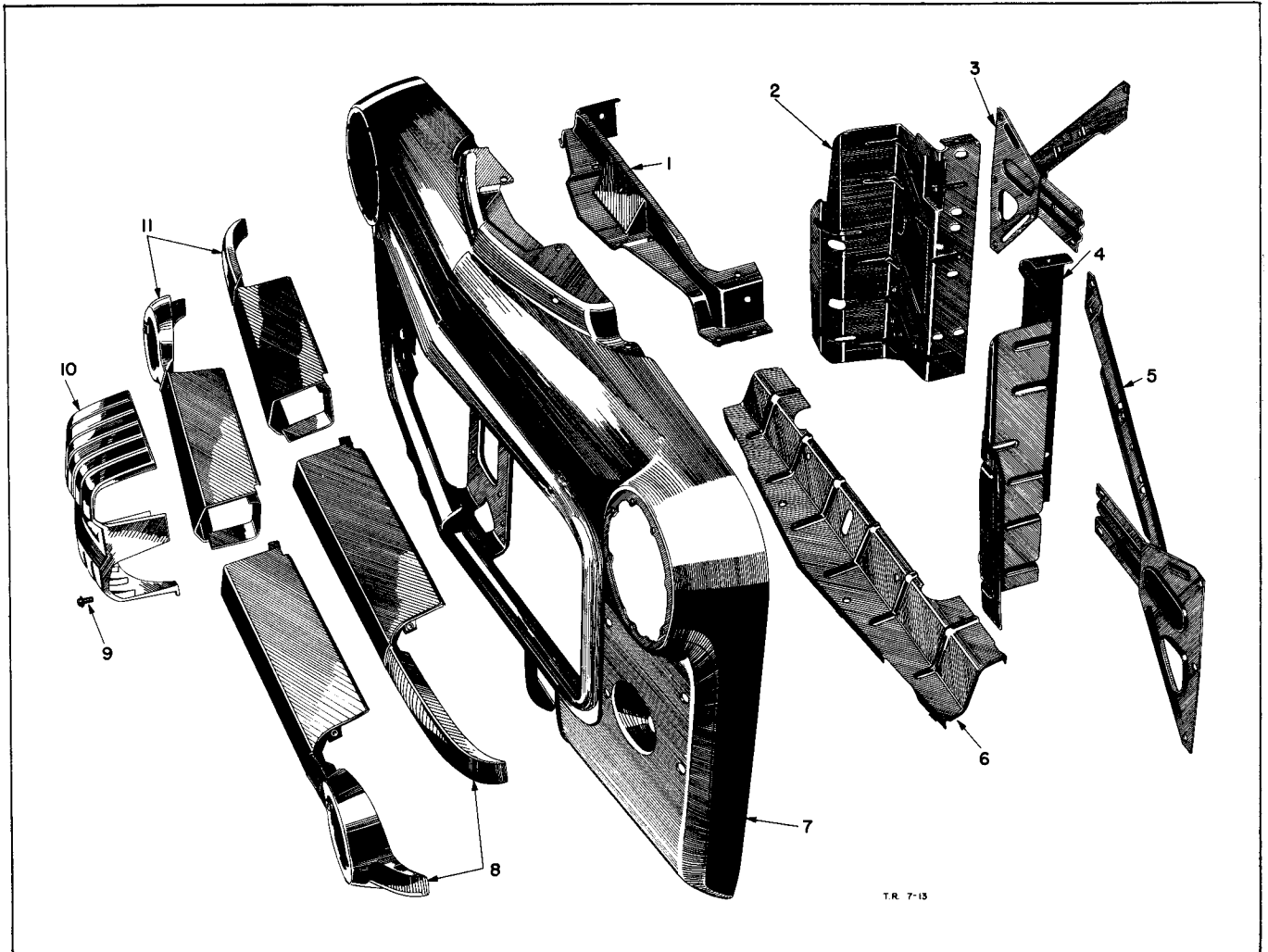
COOLING SYSTEM



Ref. No.	Part Name	Group
1	Hose clamp.....	7-B
2	Outlet hose - lower.....	7-B
3	Hose clamp.....	7-B
4	Outlet tube.....	7-B
5	Outlet hose - upper.....	7-B
6	Hose clamp.....	7-B
7	Water connector gasket.....	9-C
8	Thermostat.....	7-E
9	Water connector.....	9-C
10	Hose clamp.....	7-B
11	Inlet hose.....	7-B
12	Hose clamp.....	7-B
13	Water pump cover screw.....	7-D
14	Water pump assy.....	7-D
15	Water pump cover plate.....	7-D
16	Fan blade.....	7-A
17	Radiator to support screw.....	7-B
18	Radiator to support screw washer.....	7-B

Ref. No.	Part Name	Group
19	Radiator cap.....	7-B
20	Radiator assy.....	7-B
21	Radiator support assy.....	7-C
22	Radiator support washers.....	7-C
23	Radiator support nut.....	7-C
24	Radiator drain cock.....	7-B
25	Fan blade screw.....	7-A
26	Fan blade screw washer.....	7-A
27	Starting jaw.....	9-E
28	Starting jaw washer.....	9-E
29	Crankshaft pulley key.....	7-A
30	Crankshaft pulley.....	7-A
31	Fan belt.....	7-A
32	Fan pulley.....	7-A
33	Water pump screw.....	7-D
34	Water pump screw washer.....	7-D
35	Cylinder block drain cock.....	9-B
36	Water distributor tube.....	9-B

RADIATOR GRILLE

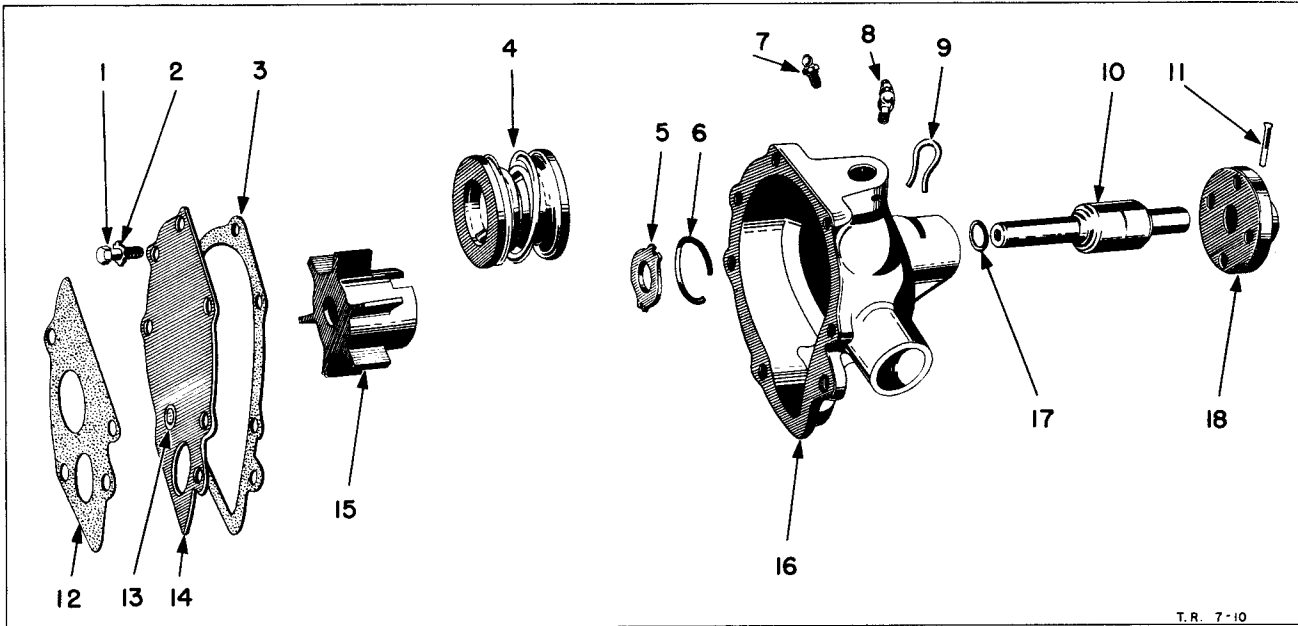


T.R. 7-15

Ref. No.	Part Name	Group	Ref. No.	Part Name	Group
1	Radiator grille panel support.....	7-C	7	Radiator grille panel.....	7-C
2	Radiator grille side support - right.....	7-C	8	Radiator grille moulding.....	7-C
3	Radiator grille panel support - lower right	7-C	9	Radiator medallion screw.....	7-C
4	Radiator grille side support - left.....	7-C	10	Radiator medallion.....	7-C
5	Radiator grille panel support - lower left.	7-C	11	Radiator grille moulding.....	7-C
6	Radiator grille baffle.....	7-C			

**GROUP 7 - COOLING**

**WATER PUMP**



T.R. 7-10

Ref. No.	Part Name	Group	Ref. No.	Part Name	Group
1	Cover plate screw.....	7-1	10	Water pump shaft.....	7-1
2	Cover plate screw lockwasher.....	7-1	11	Fan pulley hub pin.....	7-1
3	Cover plate gasket.....	7-1	12	Pump to cylinder block gasket.....	7-1
4	Water pump seal.....	7-1	13	Cover plate screw washer.....	7-1
5	Water pump seal washer.....	7-1	14	Body cover plate.....	7-1
6	Water pump seal washer lock ring.....	7-1	15	Impeller.....	7-1
7	Grease nipple.....	7-1	16	Water pump body (Service in Assembly).....	7-1
8	Grease nipple.....	7-1	17	Shaft water thrower.....	7-1
9	Shaft bearing lock ring.....	7-1	18	Fan pulley hub.....	7-8

# GROUP 7 - COOLING

**NOTE:** - Parts referred to "Note 1" were used up to and including:  
 Parts referred to "Note 2" were used after the following serial nos:  
 DG1-90098780                      DG3-92000833                      DG5-93251993  
 DG2-91187196                      DG4-93003986                      DG6-94003313

F01-90517925                      F03-92500913                      F05-93751665  
 F02-91508311                      F04-93503716                      F06-94502369

Except - "Note 1" Parts used on the following:  
 DG1-90098821-30 incl.                      F01-90517980-91 incl.  
 DG2-91187304-08 incl.                      F02-91508327-28 incl.  
 DG4-93003994-97 incl.                      F04-93503729  
 DG5-93252002                      F05-93751673-74 incl.  
 DG6-94003345-55 incl.

**NOTE:** - Parts referred to "Note 3" were used up to and including:  
 Parts referred to "Note 4" were used after the following serial nos:  
 DG1-90,099,729                      F01-90,518,831  
 DG2-91,187,593                      F02-91,508,581

**NOTE:** - Parts referred to "Note 5" were used up to and including:  
 Parts referred to "Note 6" were used after the following serial nos:  
 DG1-90102039                      F01-90520746  
 DG2-91188331                      F02-91509226  
 DG4-93004932                      F04-93504419  
 DG5-93252420                      F05-93751945  
 DG6-94004597                      F06-94502989

Except - "Note 6" parts used on the following:  
 F01-90520580-90 incl.  
 F04-93504411-16 incl.  
 F06-94502979-84 incl.

PART NAME	PART NO.	MODEL CODES											
		DG AND FO					DH AND FP						
		1	2	3	4	5	6	1	2	4	5	6	7
<b>GROUP 7-A FAN-BELTS-PULLEYS-VIBRATION DAMPER-SHROUD</b>													
<b>FAN BLADE</b>													
Assembly - - - - -	606133	1	1	..	..	..	..	1	1	..	..	..	..
Assembly - - - - -	1405845	..	..	1	1	1	1	..	..	1	1	..	..
Assembly - - - - -	1390776	..	..	..	..	..	..	..	..	..	..	1	1
Screw - - - - -	122007	4	4	..	..	..	..	4	4	..	..	..	..
Screw - - - - -	120228	..	..	4	4	4	4	..	..	..	..	..	..
Screw - - - - -	122017	..	..	..	..	..	..	..	..	4	4	4	4
Spacer - - - - -	920544	..	..	..	..	..	..	..	..	2	2	2	2
Lockwasher - - - - -	120214	4	4	4	4	4	4	..	..	..	..	..	..
<b>FAN AND GENERATOR BELT</b>													
Belt - with 1136931 - 1136934 gen. - - - -	1319430	1	1	..	..	..	..	1	1	..	..	..	..
Belt - exc. 1136931 - 1136934 gen. - - - -	1324963	1	1	..	..	..	..	1	1	..	..	..	..
Belt - with 1136931 gen. - - - - -	1116208	..	..	1	1	1	1	..	..	1	1	1	1
Belt - exc. 1136931 gen. - - - - -	1263790	..	..	1	1	1	1	..	..	1	1	1	1
<b>FAN PULLEY - AT FAN</b>													
Pulley - - - - -	1326981	1	1	..	..	..	..	1	1	..	..	..	..
Pulley - - - - -	670500	..	..	1	1	..	..	..	..	1	..	..	..
Pulley - - - - -	954047	..	..	..	..	1	1	..	..	..	1	1	1
Hub - - - - -	1121706	1	1	1	1	1	1	1	1	1	1	1	1
Pin - - - - -	† 136301	1	1	1	1	1	1	1	1	1	1	1	1
<b>FAN DRIVE PULLEY - AT CRANKSHAFT</b>													
Pulley - - - - -	1319422	1	1	..	..	..	..	1	1	..	..	..	..
Pulley - - - - -	1487137	..	..	1	1	1	1	..	..	1	1	..	..
Pulley - - - - -	1402105	..	..	..	..	..	..	..	..	..	..	1	1
Key - - - - -	52570	1	1	1	1	1	1	1	1	1	1	1	1

Indicates amount used as required.

† Indicates parts included in packages.

**GROUP 7-COOLING**

PART NAME	PART NO.	MODEL CODES											
		DG AND FO					DH AND FP						
		1	2	3	4	5	6	1	2	4	5	6	7
<b>GROUP 7-B FAN-BELTS-PULLEYS-VIBRATION DAMPER-SHROUD (CONT'D)</b>													
<b>Vibration Damper</b>													
Assembly - - - - -	1487131	..	..	..	..	..	..	..	..	..	..	1	1
Screw - flange- - - - -	861307	..	..	..	..	..	..	..	..	..	..	8	8
Lockwasher - - - - -	120382	..	..	..	..	..	..	..	..	..	..	8	8
<b>Fan Shroud</b>													
Assembly - - - - -	1272732	..	..	..	..	1	1	..	..	..	..	..	..
Assembly - - - - -	1391027	..	..	..	..	..	..	..	..	1	1	1	1
<b>GROUP 7-B RADIATOR CORE-CAP-HOSE</b>													
<b>Radiator Core</b>													
Assembly - - - - -	1273691	1	..	..	..	..	..	1	..	..	..	..	..
Assembly - - - - -	1273692	..	1	1	1	..	..	..	1	..	..	..	..
Assembly - - - - -	1272883	..	..	..	..	1	1	..	..	1	1	..	..
Assembly - - - - -	1390847	..	..	..	..	..	..	..	..	..	..	1	1
Drain cock- - - - -	103647	1	1	1	1	1	1	1	1	1	1	1	1
Screw - core to support- - - - -	123520	6	6	6	6	..	..	6	6	..	..	..	..
Screw - core to support- - - - -	120647	..	..	..	..	6	6	..	..	6	6	6	6
Lockwasher - - - - -	120382	6	6	6	6	6	6	6	6	6	6	6	6
Plainwasher- - - - -	120394	6	6	6	6	6	6	6	6	6	6	6	6
<b>Radiator Filler Cap</b>													
Assembly - - - - -	1243326	1	1	1	1	1	1	1	1	1	1	1	1
<b>Radiator Hose</b>													
Inlet hose - - - - -	1274494	1	1	1	1	1	1	1	1	1	1	1	1
Clamp - - - - -	151360	2	2	2	2	2	2	2	2	2	2	2	2
Outlet hose - upper - 3 3/4" of 396328 hose		*	*	*	*	*	*	*	*	*	*	*	*
Outlet hose - lower - 6 3/4" of 396328 hose		*	*	*	*	*	*	*	*	*	*	*	*
Clamp - - - - -	105479	4	4	4	4	4	4	4	4	4	4	4	4
Hose - 1 1/2" I.D. x 1 7/8" O.D. - 3 ft. length- - - - -	396328	*	*	*	*	*	*	*	*	*	*	*	*
<b>Radiator Outlet Tube - Metal</b>													
Tube - - - - -	854420	1	1	1	1	1	1	1	1	1	1	1	1
<b>GROUP 7-C RADIATOR GRILLE PANEL</b>													
<b>Radiator Grille Panel And Mouldings</b>													
Grille assembly- - - - -	1279883	1	1	1	1	1	1	..	..	..	..	..	..
Grille assembly- - - - -	1398604	..	..	..	..	..	..	1	1	1	1	1	1
Moulding assembly - lower - right (Note 1)	1279725	1	1	1	1	1	1	..	..	..	..	..	..
Moulding assembly - lower - left (Note 1)-	1279726	1	1	1	1	1	1	..	..	..	..	..	..
Moulding assembly - upper - right (Note 1)	1279729	1	1	1	1	1	1	..	..	..	..	..	..
Moulding assembly - upper - left (Note 1)-	1279730	1	1	1	1	1	1	..	..	..	..	..	..
Moulding assembly - centre - right (Note 2)	1396218	2	2	2	2	2	2	2	2	2	2	2	2
Moulding assembly - centre - left (Note 2)	1396219	2	2	2	2	2	2	2	2	2	2	2	2
Moulding assembly - lower outer - right (Note 2)- - - - -	1396224	1	1	1	1	1	1	1	1	1	1	1	1
Moulding assembly - lower outer - left (Note 2)- - - - -	1396225	1	1	1	1	1	1	1	1	1	1	1	1
Moulding assembly - upper outer - right (Note 2)- - - - -	1396230	1	1	1	1	1	1	1	1	1	1	1	1
Moulding assembly - upper outer - left (note 2)- - - - -	1396231	1	1	1	1	1	1	1	1	1	1	1	1
Screw assembly- - - - -	1279646	16	16	16	16	16	16	16	16	16	16	16	16
Nut - retainer - - - - -	657413	12	12	12	12	12	12	12	12	12	12	12	12
Nut - lower mounting - - - - -	1279103	4	4	4	4	4	4	4	4	4	4	4	4

Indicates amount used as required.

† Indicates parts included in packages.

GROUP 7-COOLING

PART NAME	PART NO.	MODEL CODES											
		DG AND FO					DH AND FP						
		1	2	3	4	5	6	1	2	4	5	6	7
<b>GROUP 7-C RADIATOR GRILLE PANEL (CONT'D)</b>													
<b>Radiator Grille Panel Support</b>													
Assembly - side - right- - - - -	1279913	1	1	1	1	1	1	1	1	1	1	1	1
Assembly - side - left - - - - -	1279914	1	1	1	1	1	1	1	1	1	1	1	1
W/Nut - - - - -	657413	14	14	14	14	14	14	14	14	14	14	14	14
Bolt - to core support - - - - -	120647	8	8	8	8	8	8	8	8	8	8	8	8
Lockwasher - - - - -	1093885	8	8	8	8	8	8	8	8	8	8	8	8
Assembly - lower - right - Note 5- - - - -	1280017	1	1	1	1	1	1	..	..	..	..	..	..
Assembly - lower - left - Note 5 - - - - -	1280018	1	1	1	1	1	1	..	..	..	..	..	..
Assembly - lower - right - Note 6- - - - -	1397588	1	1	..	1	1	1	1	1	1	1	1	1
Assembly - lower - left - Note 6 - - - - -	1397589	1	1	..	1	1	1	1	1	1	1	1	1
Screw - lower support to side support - - - - -	120741	8	8	8	8	8	8	8	8	8	8	8	8
Assembly - upper - - - - -	1280022	1	1	1	1	1	1	1	1	1	1	1	1
W/Nut - - - - -	657413	6	6	6	6	6	6	6	6	6	6	6	6
Screw - - - - -	120741	4	4	4	4	4	4	4	4	4	4	4	4
Bolt - to core support- - - - -	120647	2	2	2	2	2	2	2	2	2	2	2	2
Lockwasher - - - - -	1093885	2	2	2	2	2	2	2	2	2	2	2	2
Screw - upper support to side support - - - - -	123520	2	2	2	2	2	2	2	2	2	2	2	2
Nut - - - - -	120369	2	2	2	2	2	2	2	2	2	2	2	2
Lockwasher - - - - -	120382	2	2	2	2	2	2	2	2	2	2	2	2
<b>Radiator Grille Panel Baffle</b>													
Assembly - lower - - - - -	1280027	1	1	1	1	1	1	1	1	1	1	1	1
Screw - - - - -	120741	4	4	4	4	4	4	4	4	4	4	4	4
Nut - - - - -	148232	2	2	2	2	2	2	2	2	2	2	2	2
Screw - baffle extension to baffle- - - - -	120741	2	2	2	2	2	2	2	2	2	2	2	2
Nut - - - - -	1277359	4	4	4	4	4	4	4	4	4	4	4	4
Screw - to side support - - - - -	120741	2	2	2	2	2	2	2	2	2	2	2	2
<b>Radiator Grille Panel Name Plate</b>													
Assembly - Dodge - - - - -	1278989	1	1	1	1	1	1	..	..	..	..	..	..
Assembly - Dodge - - - - -	1397987	..	..	..	..	..	..	1	1	1	1	1	1
Assembly - Fargo - - - - -	1278991	1	1	1	1	1	1	..	..	..	..	..	..
Assembly - Fargo - - - - -	1397989	..	..	..	..	..	..	1	1	1	1	1	1
Assembly - Desoto- - - - -	1278993	1	1	1	1	1	1	..	..	..	..	..	..
Assembly - Desoto- - - - -	1397991	..	..	..	..	..	..	1	1	1	1	1	1
Nut - - - - -	121743	3	3	3	3	3	3	3	3	3	3	3	3
Lockwasher - - - - -	1097901	3	3	3	3	3	3	3	3	3	3	3	3
Medallion - Dodge- - - - -	1278682	1	1	1	1	1	1	1	1	1	1	1	1
Medallion - Fargo- - - - -	1278683	1	1	1	1	1	1	1	1	1	1	1	1
Medallion - Desoto - - - - -	1278684	1	1	1	1	1	1	1	1	1	1	1	1
Screw assembly- - - - -	1279490	3	3	3	3	3	3	3	3	3	3	3	3
Nut - - - - -	1277359	3	3	3	3	3	3	3	3	3	3	3	3
<b>Radiator Support</b>													
Assembly - Note 3- - - - -	1272183	1	1	1	1	1	1	..	..	1	1	1	1
Assembly - Note 4- - - - -	1394756	1	1	..	..	..	..	1	1	..	..	..	..
Bolt - Note 3 - - - - -	124244	2	2	2	2	2	2	..	..	2	2	2	2
Bolt - Note 4 - - - - -	660378	2	2	..	..	..	..	2	2	..	..	..	..
Nut - Note 3 - - - - -	121358	2	2	2	2	2	2	..	..	2	2	2	2
Nut - Note 4 - - - - -	120371	2	2	..	..	..	..	2	2	..	..	..	..
Plainwasher - Note 3 - - - - -	131016	2	2	2	2	2	2	..	..	2	2	2	2
Plainwasher - Note 4 - - - - -	120390	..	..	..	..	..	..	2	2	..	..	..	..
Lockwasher - Note 3- - - - -	121574	2	2	2	2	2	2	..	..	2	2	2	2
Lockwasher - Note 4- - - - -	120384	2	2	..	..	..	..	2	2	..	..	..	..
Clinch nut- - - - -	657415	18	18	18	18	18	18	18	18	18	18	18	18
<b>GROUP 7-D WATER PUMP</b>													
<b>Water Pump</b>													
Assembly - package - - - - -	1106455	1	1	1	1	1	1	1	1	1	1	1	1
Gasket - to block - - - - -	†1326325	1	1	1	1	1	1	1	1	1	1	1	1
Screw - short - - - - -	122181	2	2	2	2	2	2	2	2	2	2	2	2

Indicates amount used as required.

† Indicates parts included in packages.

**GROUP 7 - COOLING**

PART NAME	PART NO.	MODEL CODES											
		DG AND FO					DH AND FP						
		1	2	3	4	5	6	1	2	4	5	6	7
<b>GROUP 7-D WATER PUMP (CONT'D)</b>													
<b>Water Pump (Cont'd)</b>													
Screw - long - - - - -	189301	1	1	1	1	1	1	1	1	1	1	1	1
Lockwasher - - - - -	120382	3	3	3	3	3	3	3	3	3	3	3	3
Plug - body - - - - -	112304	1	1	1	1	1	1	1	1	1	1	1	1
Grease nipple - seal - straight - - - - -	111595	1	1	1	1	1	1	1	1	1	1	1	1
Grease nipple - bearing - angle - - - - -	† 110308	1	1	1	1	1	1	1	1	1	1	1	1
Cover plate - body- - - - -	1326323	1	1	1	1	1	1	1	1	1	1	1	1
Gasket - - - - -	†1326324	1	1	1	1	1	1	1	1	1	1	1	1
Screw - - - - -	121900	3	3	3	3	3	3	3	3	3	3	3	3
Screw- - - - -	120583	1	1	1	1	1	1	1	1	1	1	1	1
Washer - - - - -	† 51019	1	1	1	1	1	1	1	1	1	1	1	1
Lock spring - shaft and bearing - - - - -	† 678630	1	1	1	1	1	1	1	1	1	1	1	1
Water thrower - shaft and bearing - - - - -	† 676564	1	1	1	1	1	1	1	1	1	1	1	1
Retaining washer - - - - -	† 867409	1	1	1	1	1	1	1	1	1	1	1	1
Lock ring- - - - -	† 600811	1	1	1	1	1	1	1	1	1	1	1	1
<b>Water Pump Shaft And Bearing Package</b>													
Package - - - - -	† 951335	1	1	1	1	1	1	1	1	1	1	1	1
<b>Water Pump Repair Package</b>													
Package- - - - -	†1106456	1	1	1	1	1	1	1	1	1	1	1	1
<b>Water Pump Seal Package</b>													
Package- - - - -	†1243631	1	1	1	1	1	1	1	1	1	1	1	1
<b>GROUP 7-E TEMPERATURE GAUGE AND THERMOSTAT</b>													
<b>Temperature Gauge</b>													
Assembly - with flat face cowl - - - - -	1272348	1	1	1	1	1	1	..	..	..	..	..	..
Assembly - except flat face cowl - - - - -	1271230	1	1	1	1	1	1	..	..	..	..	..	..
Assembly - (centigrade) - with flat face cowl- - - - -	1272350	1	1	1	1	1	1	..	..	..	..	..	..
Assembly - (centigrade) - except flat face cowl- - - - -	1272356	1	1	1	1	1	1	..	..	..	..	..	..
Assembly - with flat face cowl - - - - -	1502681	..	..	..	..	..	..	1	1	1	1	1	1
Assembly - except flat face cowl - - - - -	1502675	..	..	..	..	..	..	1	1	1	1	1	1
Gland nut - - - - -	50291	1	1	1	1	1	1	1	1	1	1	1	1
<b>Thermostat</b>													
Thermostat - 160° - - - - -	650048	1	1	1	1	1	1	1	1	1	1	1	1
Thermostat - with high boiling point anti-freeze - 180° - - - - -	852780	1	1	1	1	1	1	1	1	1	1	1	1

**NOTES:**

---



---



---



---



---



---



---



---



---



---

Indicates amount used as required.

† Indicates parts included in packages.