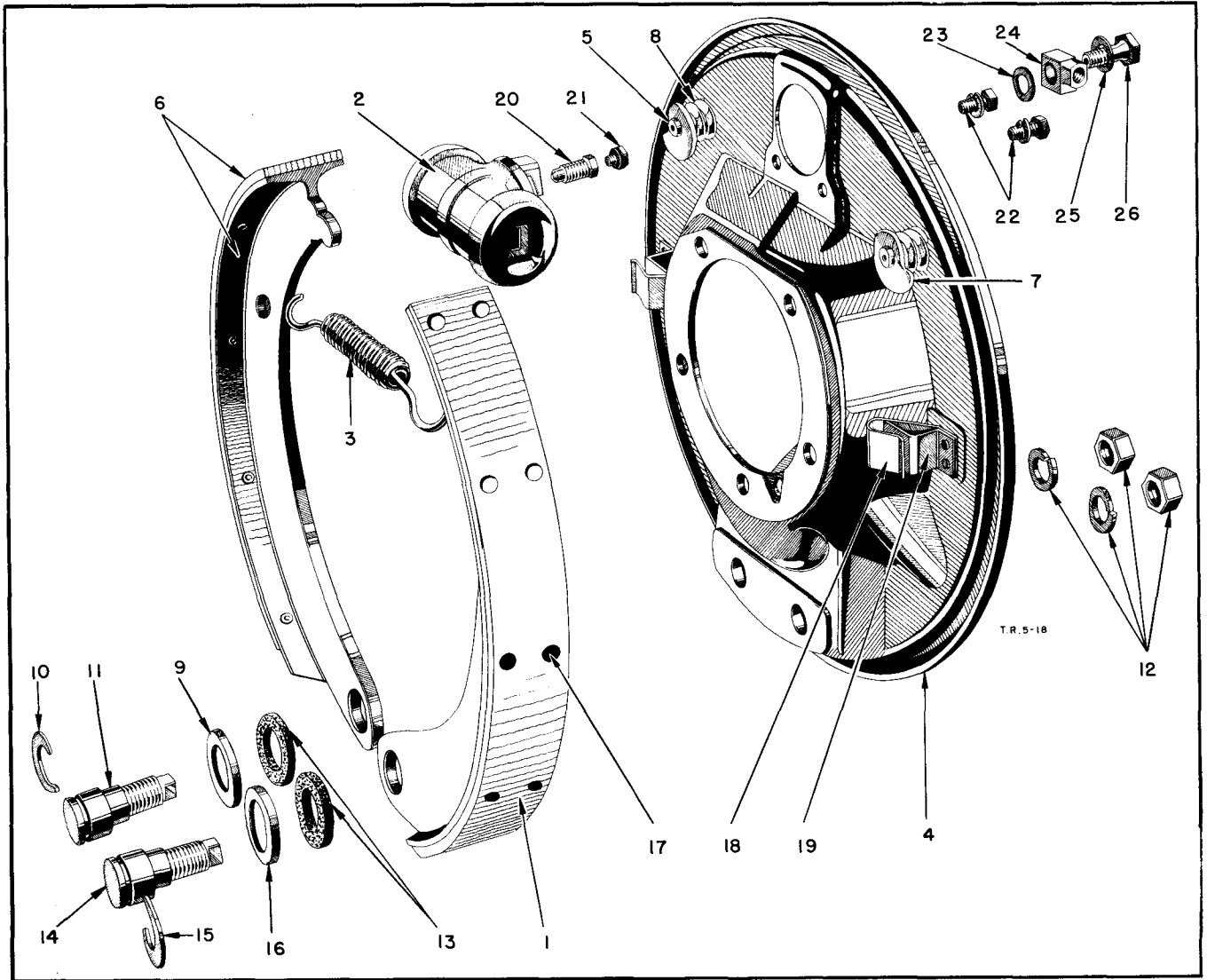


SERVICE-BRAKE

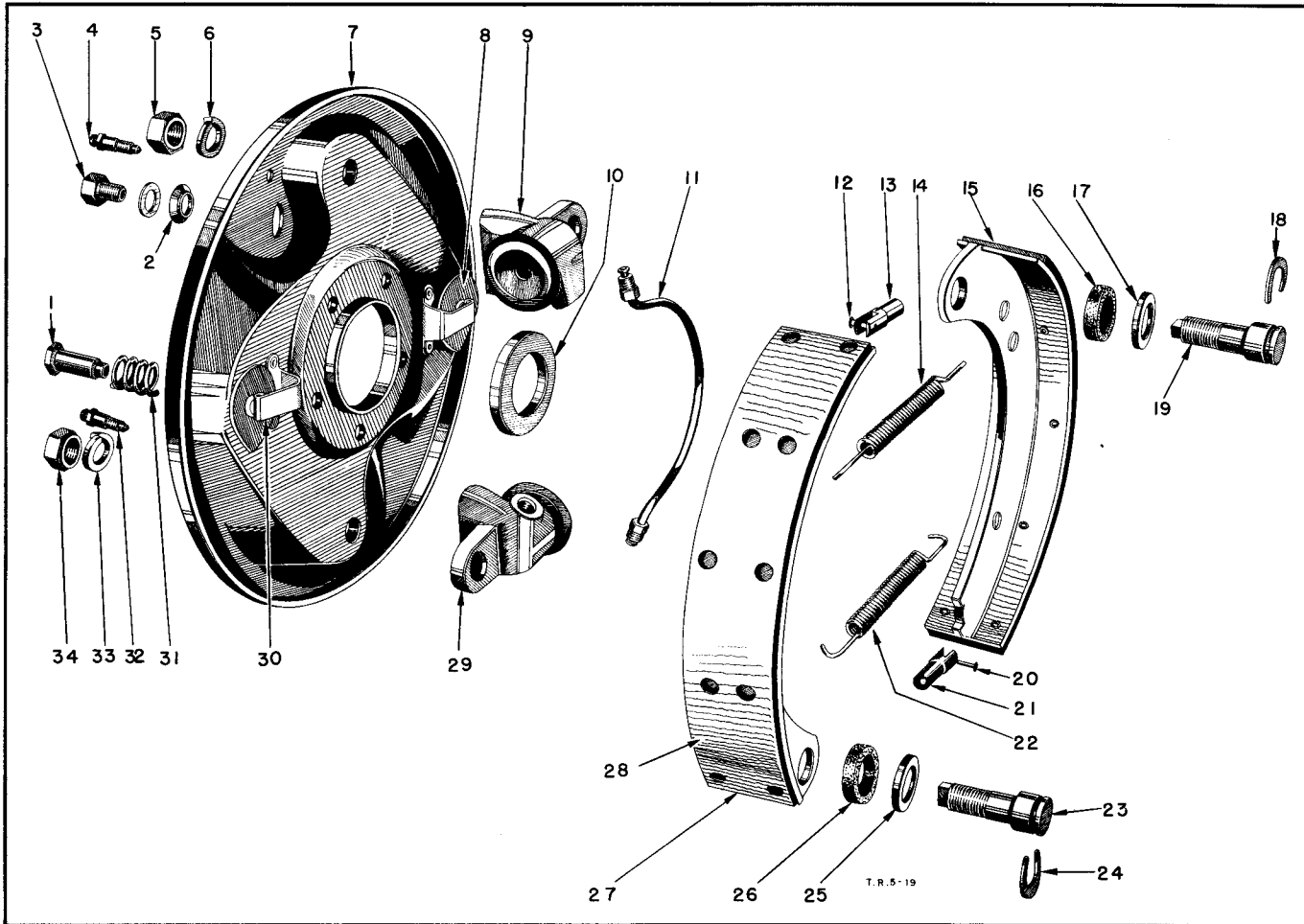
Plate 12



Ref. No.	Part Name	Group
1	Brake shoe lining.....	5-B
2	Wheel cylinder.....	5-L
3	Shoe return spring.....	5-G
4	Brake support.....	5-C
5	Brake shoe adjusting pin.....	5-E
6	Brake shoe and lining.....	5-B
7	Brake shoe adjusting cam.....	5-E
8	Brake shoe adjusting cam spring.....	5-E
9	Anchor bolt oil washer retainer.....	5-D
10	Brake shoe anchor bolt C-washer.....	5-D
11	Brake shoe anchor bolt.....	5-D
12	Brake shoe anchor bolt nut and washer.....	5-D
13	Anchor bolt oil washer.....	5-D

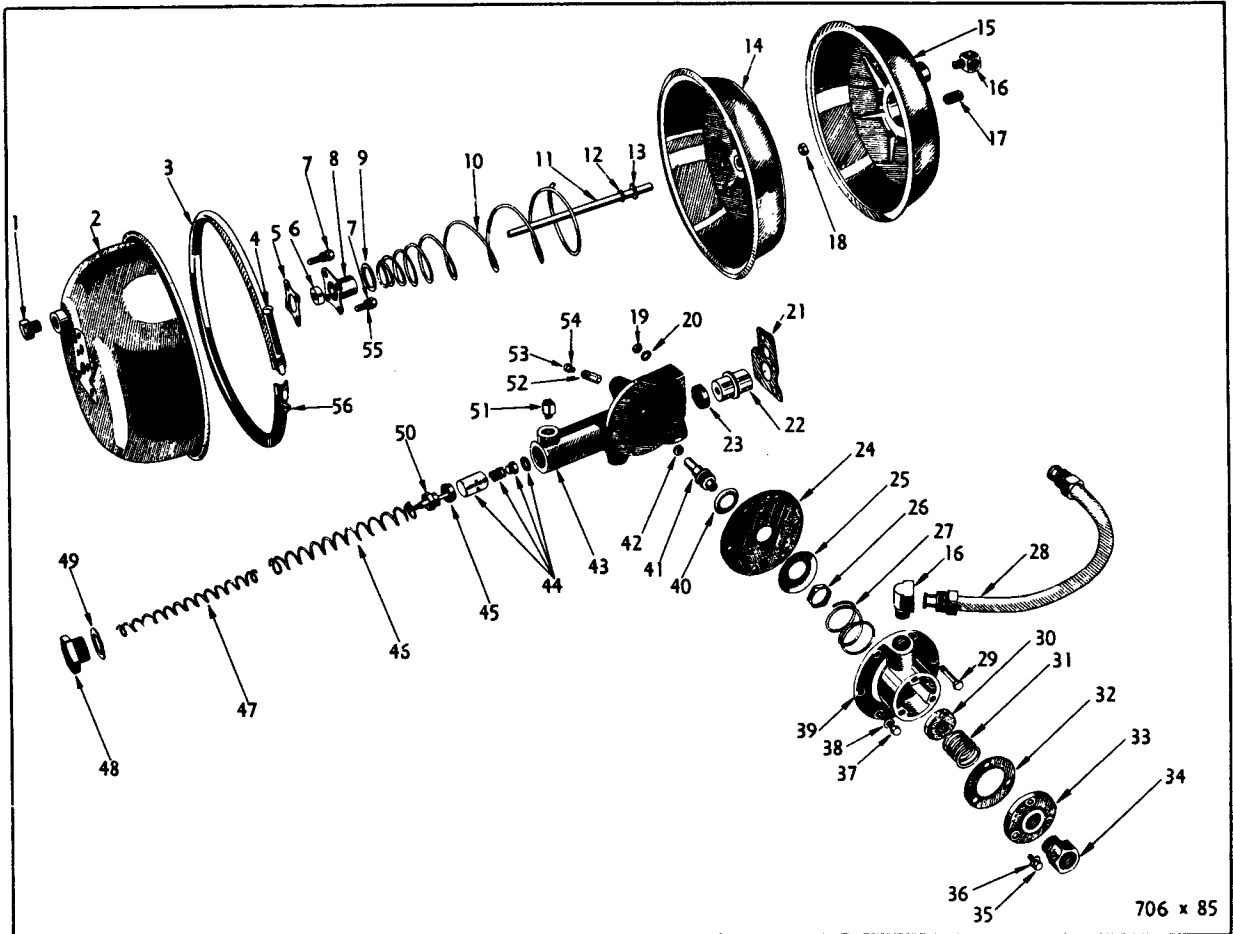
Ref. No.	Part Name	Group
14	Brake shoe anchor bolt.....	5-D
15	Brake shoe anchor bolt C-washer.....	5-D
16	Anchor bolt oil washer retainer.....	5-D
17	Brake lining rivet.....	5-B
18	Brake shoe guide spring.....	5-F
19	Brake shoe guide.....	5-F
20	Wheel cylinder bleeder screw.....	5-L
21	Bleeder screw cap screw.....	5-L
22	Wheel cylinder screw.....	5-L
23	Cylinder inlet connection gasket.....	5-L
24	Inlet connection.....	5-L
25	Inlet connection bolt gasket.....	5-L
26	Inlet connection bolt.....	5-L

SERVICE BRAKE



Ref. No.	Part Name	Group	Ref. No.	Part Name	Group
1	Shoe adjusting pin.....	5-E	18	Anchor bolt "C" washer.....	5-D
2	Inlet connection gasket.....	5-L	19	Anchor bolt.....	5-D
3	Inlet tube connector.....	5-L	20	Brake shoe rod rivet.....	5-B
4	Cylinder bleeder screw.....	5-L	21	Brake shoe rod.....	5-B
5	Anchor bolt nut.....	5-D	22	Shoe return spring.....	5-G
6	Anchor bolt nut lockwasher.....	5-D	23	Anchor bolt.....	5-D
7	Brake support.....	5-C	24	Anchor bolt "C" washer.....	5-D
8	Adjusting cam.....	5-E	25	Oil washer retainer.....	5-D
9	Wheel cylinder.....	5-L	26	Anchor bolt oil washer.....	5-D
10	Oil seal - outer.....	3-F	27	Shoe and lining.....	5-B
11	Cylinder tube.....	5-L	28	Shoe lining.....	5-B
12	Brake shoe rod rivet.....	5-B	29	Wheel cylinder.....	5-L
13	Brake shoe rod.....	5-B	30	Shoe guide spring.....	5-F
14	Shoe return spring.....	5-G	31	Adjusting cam spring.....	5-E
15	Shoe and lining.....	5-B	32	Cylinder bleeder screw.....	5-L
16	Anchor bolt oil washer.....	5-D	33	Anchor bolt nut lockwasher.....	5-D
17	Oil washer retainer.....	5-D	34	Anchor bolt nut.....	5-D

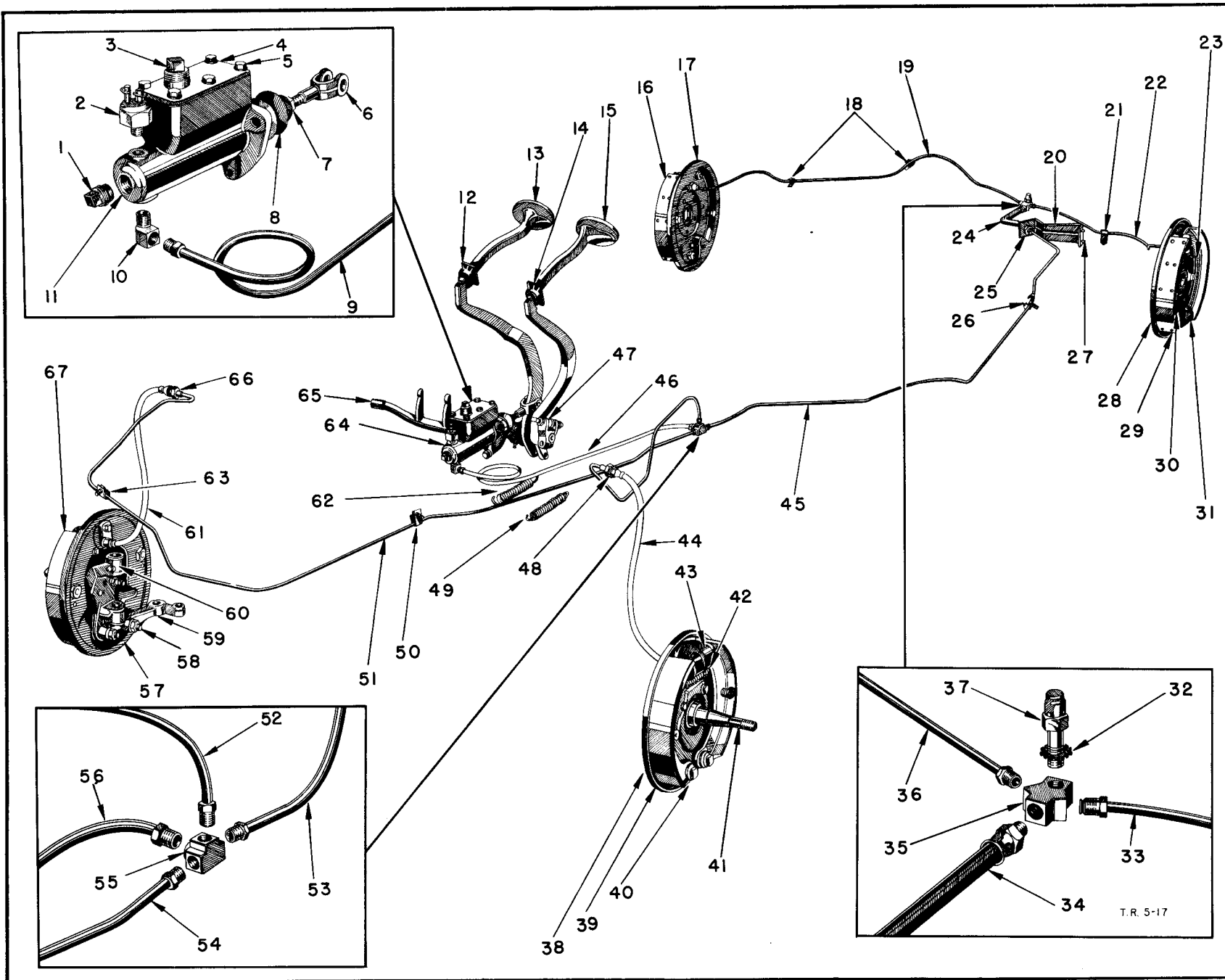
BOOSTER BRAKE



Ref. No.	Part Name	Group
1	Check valve to booster tube connector.....	5-M
2	Vacuum chamber body front half.....	5-M
3	Vacuum body clamp strap.....	5-M
4	Clamp strap bolt.....	5-M
5	Piston push rod seal retainer gasket - rear.....	5-M
6	Piston push rod seal assembly - rear.....	5-M
7	Vacuum chamber body to slave cylinder screw.....	5-M
8	Piston push rod seal retainer - rear.....	5-M
9	Diaphragm return spring washer.....	5-M
10	Diaphragm return spring.....	5-M
11	Piston push rod.....	5-M
12	Piston push rod snap ring.....	5-M
13	Piston push rod collar.....	5-M
14	Diaphragm and pressure plate assembly.....	5-M
15	Vacuum chamber body - rear half.....	5-M
16	Vacuum valve to vacuum chamber tube elbow.....	5-M
17	Vacuum chamber body pipe plug.....	5-M
18	Piston push rod lock nut.....	5-M
19	Valve to slave cylinder body bolt nut.....	5-M
20	Valve to slave cylinder body bolt nut lockwasher.....	5-M
21	Slave cylinder body gasket.....	5-M
22	Piston push rod bushing.....	5-M
23	Piston push rod seal - front.....	5-M
24	Vacuum valve diaphragm.....	5-M
25	Vacuum valve diaphragm washer - large.....	5-M
26	Vacuum valve diaphragm nut.....	5-M
27	Vacuum valve diaphragm return spring.....	5-M
28	Vacuum valve to vacuum chamber tube.....	5-M
29	Vacuum valve body to slave cylinder body bolt.....	5-M

Ref. No.	Part Name	Group
30	Vacuum valve disc assembly.....	5-M
31	Vacuum valve disc spring.....	5-M
32	Vacuum valve cover gasket.....	5-M
33	Vacuum valve cover.....	5-M
34	Breather air cleaner tube connector.....	5-M
35	Vacuum valve cover screw.....	5-M
36	Vacuum valve cover screw lockwasher.....	5-M
37	Vacuum valve body to slave cylinder body screw.....	5-M
38	Vacuum valve body to slave cylinder body screw lockwasher.....	5-M
39	Vacuum valve body.....	5-M
40	Vacuum valve diaphragm washer - small.....	5-M
41	Vacuum valve plunger and piston assembly.....	5-M
42	Vacuum valve plunger and piston seal.....	5-M
43	Slave cylinder body.....	5-M
44	Slave cylinder piston assembly.....	5-M
45	Slave cylinder piston cup.....	5-M
46	Slave cylinder piston return spring - outer.....	5-M
47	Slave cylinder piston return spring inner.....	5-M
48	Slave cylinder end plug.....	5-M
49	Slave cylinder end plug washer.....	5-M
50	Slave cylinder piston return spring retainer.....	5-M
51	Booster to frame tee tube elbow.....	5-M
52	Slave cylinder bleeder screw.....	5-M
53	Slave cylinder bleeder screw cap screw.....	5-M
54	Slave cylinder bleeder screw cap screw lockwasher.....	5-M
55	Vacuum chamber body to slave cylinder screw lockwasher.....	5-M
56	Clamp strap bolt nut.....	5-M

706 x 85



HYDRAULIC BRAKE SYSTEM (Cont'd)

Plate 15 (Cont'd)

Ref. No.	Part Name	Group	Ref. No.	Part Name	Group
1	Master cylinder end plug.....	5-I	35	Axle brake tube tee.....	5-J
2	Signal light switch.....	8-L	36	Rear axle brake tube - right.....	5-J
3	Cylinder filler plug.....	5-I	37	Housing vent screw.....	3-A
4	Cylinder cover.....	5-I	38	Front brake support.....	5-C
5	Cylinder cover screw.....	5-I	39	Front brake shoe lining.....	5-B
6	Cylinder end.....	5-I	40	Front brake shoe anchor bolt.....	5-D
7	Cylinder end nut.....	5-I	41	Steering knuckle - left.....	2-C
8	Cylinder boot.....	5-I	42	Shoe return spring.....	5-G
9	Cylinder to frame tee tube.....	5-J	43	Wheel cylinder.....	5-L
10	Cylinder to frame tee tube elbow.....	5-J	44	Front brake hose.....	5-K
11	Master cylinder assembly.....	5-I	45	Tee to rear hose tube.....	5-J
12	Pedal draft pad.....	5-H	46	Master cylinder to tee tube.....	5-J
13	Brake pedal.....	5-H	47	Clutch pedal adjust collar.....	6-F
14	Pedal draft pad.....	5-H	48	Brake hose nut.....	5-K
		6-F	49	Pedal return spring.....	5-H
15	Clutch pedal.....	6-F			6-F
16	Rear brake shoe and lining.....	5-B	50	Brake tube clip.....	5-J
17	Rear brake support.....	5-C	51	Tee to front hose tube - right.....	5-J
18	Rear axle brake tube clip.....	5-J	52	Tee to front hose tube - left.....	5-J
19	Rear axle brake tube - right.....	5-J	53	Tee to rear hose tube.....	5-J
20	Brake tube bracket.....	5-J	54	Tee to front hose tube - right.....	5-J
21	Rear axle brake tube clip.....	5-J	55	Brake tube tee.....	5-J
22	Rear axle brake tube - left.....	5-J	56	Master cylinder to tee tube.....	5-J
23	Wheel cylinder connecting tube.....	5-L	57	Front brake support.....	5-C
24	Rear axle brake tube hose.....	5-K	58	Brake shoe anchor bolt.....	5-D
25	Brake hose nut.....	5-K	59	Steering knuckle arm - right.....	2-D
26	Brake tube clip.....	5-J	60	Steering knuckle - right.....	2-C
27	Bracket to frame bolt.....	5-J	61	Front brake hose.....	5-K
28	Rear brake support.....	5-C	62	Pedal return spring.....	5-H
29	Rear brake shoe lining.....	5-B			6-F
30	Shoe return spring.....	5-G	63	Brake tube clip.....	5-J
31	Wheel cylinder.....	5-L	64	Master cylinder assembly.....	5-I
32	Housing vent screw lockwasher		65	Clutch release fork.....	6-E
33	Rear axle brake tube - left.....	5-J	66	Brake hose nut.....	5-K
34	Rear axle brake tube hose.....	5-K	67	Brake shoe and lining.....	5-B

GROUP 5 - SERVICE BRAKE

GROUP 5 - SERVICE BRAKE

BOOSTER BRAKE AND AXLE VACUUM SHIFT SYSTEM

Plate 16

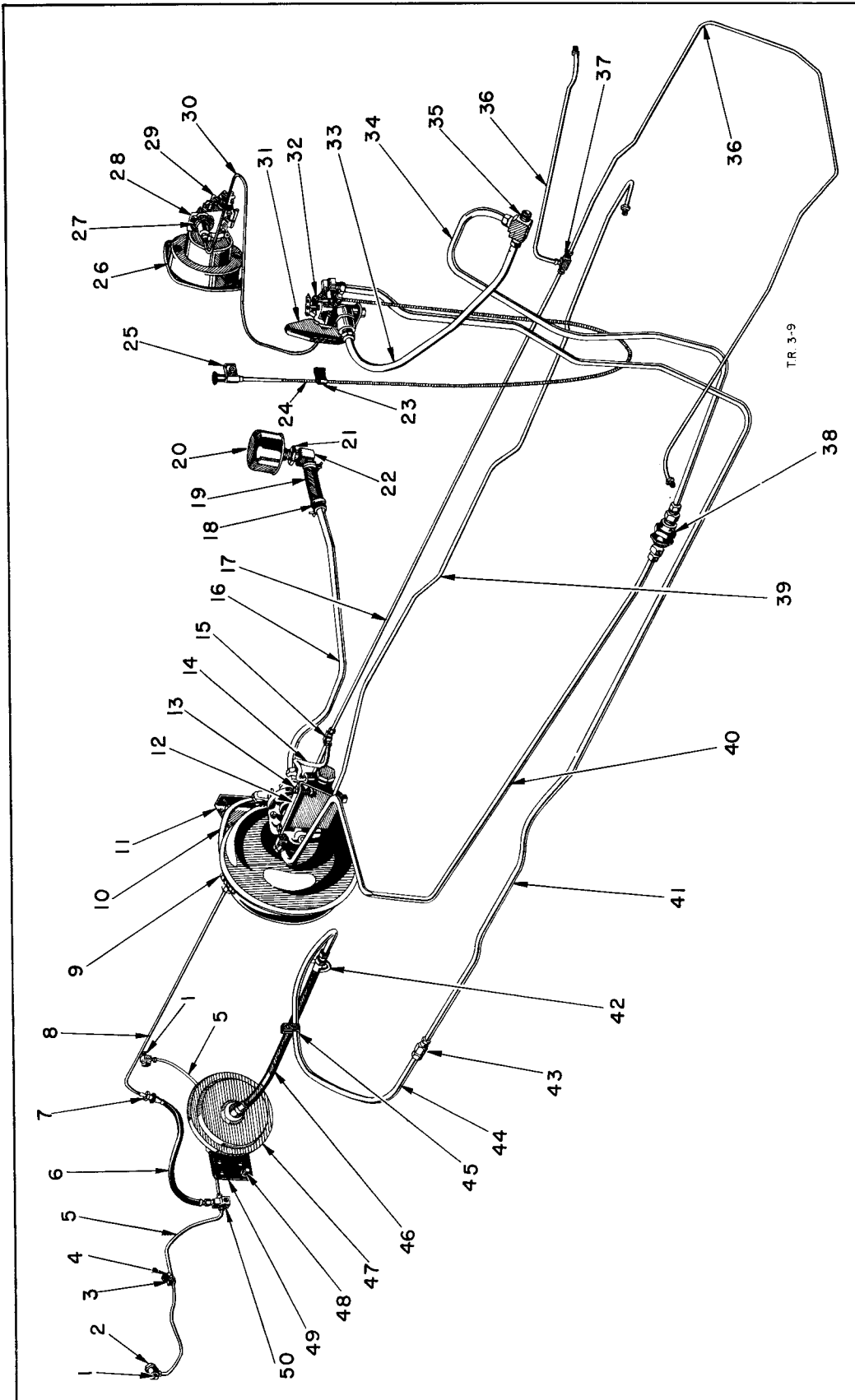
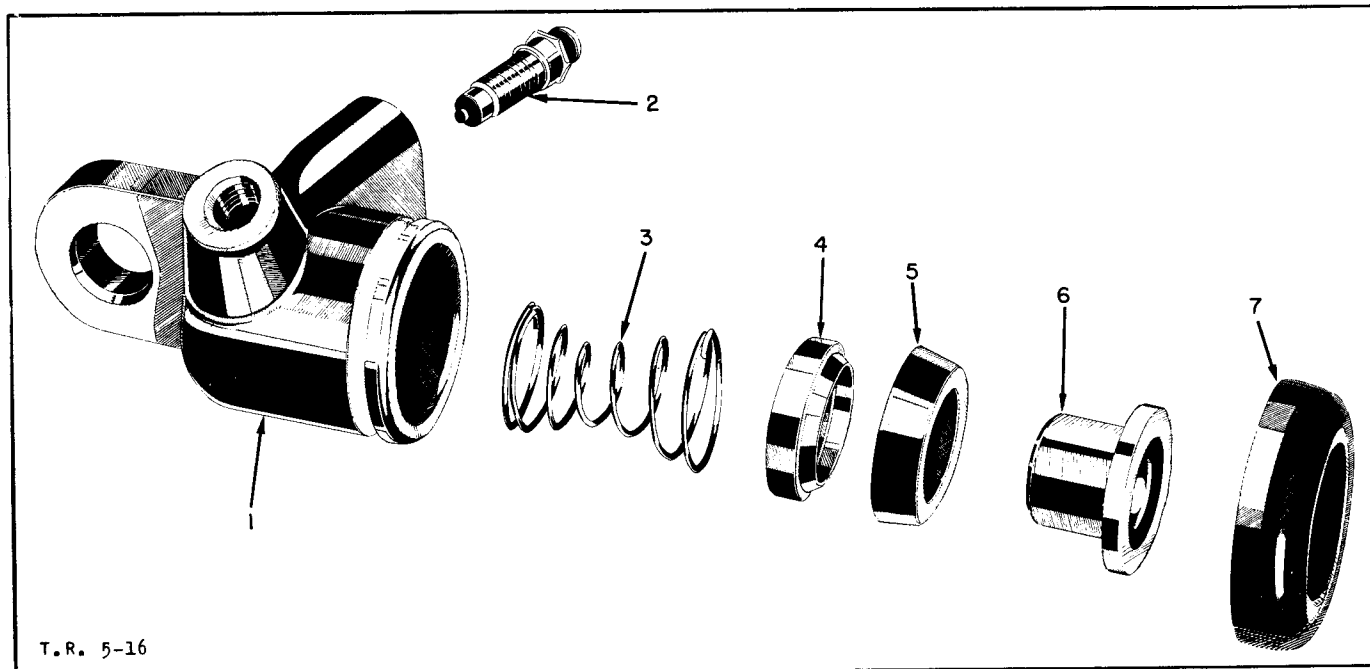


Plate 16 (Cont'd)

Ref. No.	Part Name	Group	Ref. No.	Part Name	Group
1	Wheel cyl. inlet connection.....	5-L	26	Speedometer assy.....	21-G
2	Inlet connection bolt.....	5-L	27	Speedometer adapter diaphragm.....	3-I
3	Brake tube clip.....	5-J	28	Diaphragm bracket.....	3-I
4	Clip bolt.....	5-J	29	Speedometer adapter.....	3-I
5	Axle brake tube.....	5-J	30	Adapter to valve tube.....	3-I
6	Axle brake hose.....	5-K	31	Axle shift valve bracket.....	3-I
7	Brake hose nut.....	5-K	32	Axle shift valve.....	3-I
8	Rear brake tube.....	5-J	33	Manifold to valve tube.....	3-I
9	Booster cylinder.....	5-M	34	Manifold to check valve tube.....	5-M
10	Vacuum valve to vacuum chamber tube.....	5-M	35	Manifold tee.....	5-M
11	Booster cylinder brkt. - rear.....	5-M	36	Front tee to front hose tube.....	5-J
12	Booster cylinder brkt. - front.....	5-M	37	Front tee.....	5-J
13	Booster cylinder brkt. bolt.....	5-M	38	Booster check valve.....	5-M
14	Rear tee to booster tube.....	5-M	39	Master cyl. to booster tube.....	5-J
15	Brake tube tee - rear.....	5-J	40	Check valve to cyl. tube.....	5-M
16	Air cleaner tube.....	5-M	41	Axle vacuum shift tube-frt.....	3-I
17	Front tee to rear tee tube.....	5-J	42	Vacuum shift hose clamp.....	3-I
18	Air cleaner hose clamp.....	5-M	43	Vacuum tube union.....	3-I
19	Air cleaner hose.....	5-M	44	Axle vacuum shift tube-rr.....	3-I
20	Air cleaner.....	5-M	45	Tube clip.....	3-I
21	Air cleaner nut.....	5-M	46	Vacuum shift hose.....	3-I
22	Air cleaner elbow.....	5-M	47	Vacuum shift diaphragm.....	3-I
23	Vacuum shift cable clip.....	3-I	48	Diaphragm bracket bolt.....	3-H
24	Vacuum shift cable clip.....	3-I	49	Diaphragm bracket.....	3-H
25	Vacuum shift cable bracket.....	3-I	50	Axle brake tube tee.....	5-J

WHEEL CYLINDER

Plate 17



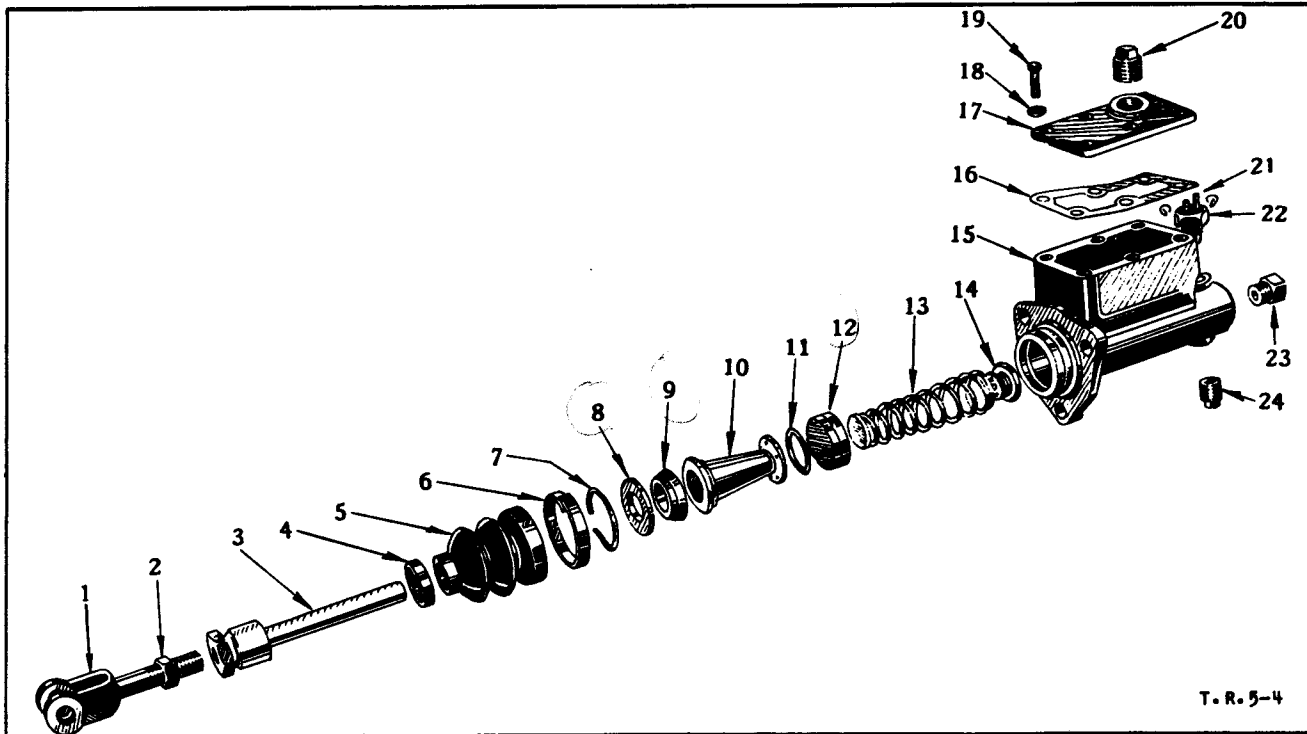
T.R. 5-16

Ref. No.	Part Name	Group	Ref. No.	Part Name	Group
1	Cylinder body - service in assy.....	5-L	5	Piston cup.....	5-L
2	Bleeder screw.....	5-L	6	Piston.....	5-L
3	Piston cup spring.....	5-L	7	Boot.....	5-L
4	Piston cup expander.....	5-L			

GROUP 5 - SERVICE BRAKE

MASTER CYLINDER

Plate 18

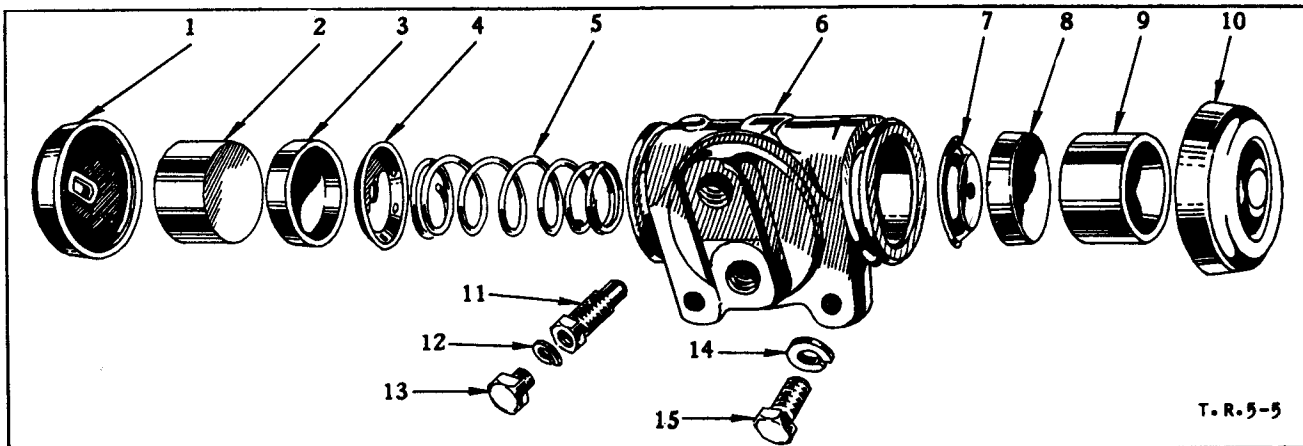


T. R. 5-4

Ref. No.	Part Name	Group	Ref. No.	Part Name	Group
1	Piston push rod end.....	5-1	13	Piston return spring.....	5-1
2	Piston push rod end check nut.....	5-1	14	Valve assembly.....	5-1
3	Piston push rod.....	5-1	15	Cyl. body - service in assy.....	5-1
4	Master cylinder strap - small.....	5-1	16	Master cylinder cover gasket.....	5-1
5	Master cylinder boot.....	5-1	17	Master cylinder cover.....	5-1
6	Master cylinder strap - large.....	5-1	18	Master cylinder cover screw gasket.....	5-1
7	Piston stop lock wire.....	5-1	19	Master cylinder cover screw.....	5-1
8	Piston stop.....	5-1	20	Master cylinder cover plug.....	5-1
9	Piston secondary cup.....	5-1	21	Signal light switch terminal screw.....	8-1
10	Piston.....	5-1	22	Signal light switch.....	8-1
11	Piston washer.....	5-1	23	Master cylinder outlet connection.....	5-1
12	Piston cup.....	5-1	24	Master cylinder body plug.....	5-1

WHEEL CYLINDER

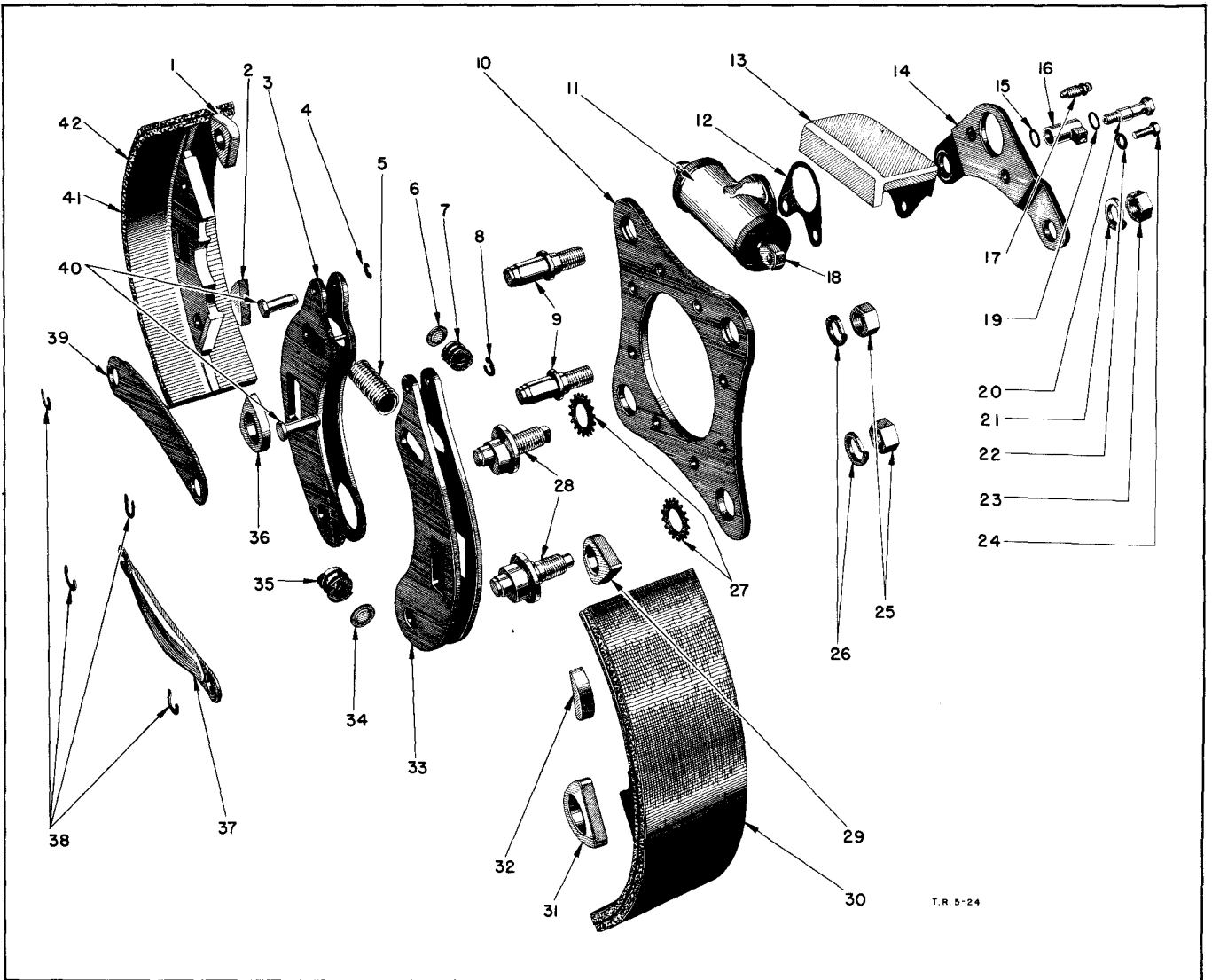
Plate 19



T. R. 5-5

Ref. No.	Part Name	Group	Ref. No.	Part Name	Group
1	Boot.....	5-L	9	Front piston - small.....	5-L
2	Rear piston - large.....	5-L	10	Boot.....	5-L
3	Rear piston cup - large.....	5-L	11	Bleeder screw.....	5-L
4	Rear piston cup expander - large.....	5-L	12	Bleeder screw cap screw lockwasher.....	5-L
5	Piston return spring.....	5-L	13	Bleeder screw cap screw.....	5-L
6	Body - service in assy.....	5-L	14	Wheel cylinder to brake support screw lockwasher.....	5-L
7	Front piston cup expander - small.....	5-L	15	Wheel cylinder to brake support screw.....	5-L
8	Front piston cup - small.....	5-L			

REAR WHEEL HYDRAULIC BRAKE



Ref. No.	Part Name	Group
1	Brake shoe anchor bracket.....	5-D
2	Brake shoe pressure plate.....	5-F
3	Brake shoe lever.....	5-F
4	Brake shoe push rod washer.....	
5	Brake shoe return spring.....	5-G
6	Brake shoe and lever spring retainer....	5-F
7	Brake shoe and lever spring.....	5-F
8	Brake shoe push rod washer.....	
9	Brake shoe anchor bolt.....	5-D
10	Brake support.....	5-C
11	Wheel cylinder.....	5-L
12	Wheel cylinder spacer.....	
13	Wheel cylinder cover.....	5-I
14	Brake support bracket.....	
15	Brake flexible hose gasket.....	5-K
16	Wheel cylinder inlet connection.....	5-L
17	Wheel cylinder bleeder screw.....	5-L
18	Brake shoe push rod.....	5-L
19	Wheel cylinder inlet connection gasket..	5-L
20	Wheel cylinder inlet connection bolt....	5-L
21	Brake shoe anchor bolt lockwasher.....	5-D

Ref. No.	Part Name	Group
22	Wheel cylinder bolt washer.....	
23	Brake shoe anchor bolt nut.....	5-D
24	Cylinder to brake support bolt.....	
25	Brake shoe anchor bolt nut.....	5-D
26	Brake shoe anchor bolt nut lockwasher...	5-D
27	Brake shoe anchor bolt nut lockwasher...	5-D
28	Brake shoe anchor bolt.....	5-D
29	Brake shoe anchor bracket.....	5-D
30	Brake shoe facing (Serviced in Package)..	5-B
31	Brake shoe anchor bracket.....	5-D
32	Brake shoe pressure plate.....	5-F
33	Brake shoe lever.....	5-F
34	Brake shoe and lever spring retainer....	5-F
35	Brake shoe and lever spring.....	5-F
36	Brake shoe anchor bracket.....	5-D
37	Brake shoe anchor bolt strap.....	
38	Brake shoe anchor bolt "C" washer.....	5-D
39	Brake shoe anchor bolt strap.....	
40	Brake shoe push rod pin.....	5-F
41	Brake shoe (Serv. shoe and lining).....	5-B
42	Brake shoe facing (Serviced in Package)..	5-B

T.R. 5-24

GROUP 5 - SERVICE BRAKE

PART NAME	PART NO.	MODEL CODES											
		DG AND FO					DH AND FP						
		1	2	3	4	5	6	1	2	4	5	6	7
GROUP 5-A HYDRAULIC BRAKE SOLUTION													
Brake Solution - Imperial Measure													
1 pint can - - - - -	1150955	*	*	*	*	*	*	*	*	*	*	*	*
1 quart can- - - - -	1150956	*	*	*	*	*	*	*	*	*	*	*	*
1 gallon can - - - - -	1150957	*	*	*	*	*	*	*	*	*	*	*	*
5 gallon can - - - - -	1150958	*	*	*	*	*	*	*	*	*	*	*	*
GROUP 5-B BRAKE SHOE AND LINING													
<p>Note "Y": - Refers to parts used on hypoid and timken axle with round axle housing.</p> <p>Note "Z": - Refers to parts used on timken axle with square axle housing.</p>													
Shoe And Lining - Front Wheel													
Assembly - - - - -	1263704	4
Assembly - - - - -	1104484	4
Assembly - - - - -	1263705	..	4
Assembly - - - - -	1104485	4
Assembly - - - - -	1195050	4	4	4
Assembly - - - - -	1105657	4	4
Assembly - - - - -	1261213	4
Assembly - - - - -	1105663	4	4
Shoe And Lining - Rear Wheel													
Assembly - - - - -	1126674	4
Assembly - - - - -	1104482	4
Assembly - - - - -	1263707	..	4
Assembly - - - - -	1501655	4
Assembly - - - - -	1190293	4	4	4
Assembly - - - - -	1501673	4	4
Assembly - Note "Y"-	1190293	4
Assembly - Note "Z"-	1105666	4
Assembly - - - - -	1501690	4	4
Push rod- - - - -	1140067	4	4
Plate washer - brake shoe hold down bolt	1501634	4
Plate washer - brake shoe hold down bolt	1501213	4	4	4	4
Nut- - - - -	125233	4	4	4	4	4
Cotter - - - - -	103373	4	4	4	4	4
Front Wheel Shoe Lining													
Lining - - - - -	1263701	4
Lining - - - - -	1263702	..	4
Lining - - - - -	1195049	4	4	4
Lining - - - - -	922714	4
Rivet - - - - -	76390	32	32
Rivet - - - - -	114518	64	64	64	72

Indicates amount used as required.

† Indicates parts included in packages.

GROUP 5 - SERVICE BRAKE

PART NAME	PART NO.	MODEL CODES													
		DG AND FO						DH AND FP							
		1	2	3	4	5	6	1	2	4	5	6	7		
GROUP 5-B BRAKE SHOE AND LINING (CONT'D)															
Rear Wheel Shoe Lining															
Lining - - - - -	1263703	4	
Lining - - - - -	1263700	..	4	
Lining - - - - -	1190299	4	4	4	
Lining - Note "Y"-	1190299	4	
Rivet - - - - -	76390	40	
Rivet - - - - -	114518	..	64	72	72	72	72	
Rear Wheel Shoe Lining Package															
Package - Note "Z" - - - - -	1104520	1	
Brake Shoe Lining Package - Drilled															
Package- - - - -	1103439	1	
Package- - - - -	1103440	..	1	
Package- - - - -	1103020	1	1	1	
Package - Note "Y" - - - - -	1103021	1	
Package - Note "Z" - - - - -	1103022	1	
GROUP 5-C BRAKE SUPPORT															
Front Wheel Brake Support															
Assembly - with adjustment pin - - - - -	574015	2	2	
Assembly - with adjustment pin - - - - -	1188210	..	2	2	
Assembly - with adjustment pin - - - - -	1194214	2	2	2	
Assembly - with adjustment pin - 192" W.B. Bus - - - - -	1196852	2	
Assembly - with adjustment pin - - - - -	1196852	2	2	
Assembly - with adjustment pin - - - - -	1194782	2	2	2	..	
Screw - support to knuckle- - - - -	123382	4	4	4	4	
Lockwasher - - - - -	120382	4	4	4	4	
Bolt - - - - -	1265123	8	8	8	8	
Nut - - - - -	126016	8	8	8	8	
Screw - 192" W.B. Bus - - - - -	123593	12	
Screw - - - - -	123593	8	12	8	12	12	
Lockwasher - 192" W.B. Bus - - - - -	120384	12	
Lockwasher - - - - -	120384	8	12	8	12	12	
Splash shield - - - - -	653503	2	2	2	2	
Rivet - splash shield- - - - -	104489	8	8	8	8	
Rear Wheel Brake Support															
Assembly - right - - - - -	1193570	1	1	
Assembly - left - - - - -	1193571	1	1	
Assembly - with adjustment pin - - - - -	1195104	..	2	
Assembly - - - - -	1501089	2	
Assembly - with adjustment pin - - - - -	1190288	2	2	2	
Assembly - - - - -	1500748	2	2	2	2	2	
Assembly - Note "Y" in 5-B - - - - -	1190289	2	
Assembly - Note "Z" in 5-B - - - - -	1191799	2	
Bolt - to axle- - - - -	854472	10	10	

Indicates amount used as required.

† Indicates parts included in packages.

GROUP 5 - SERVICE BRAKE

PART NAME	PART NO.	MODEL CODES											
		DG AND FO						DH AND FP					
		1	2	3	4	5	6	1	2	4	5	6	7
GROUP 5-C BRAKE SUPPORT (CONT'D)													
Rear Wheel Brake Support (Cont'd)													
Nut - - - - -	860671	10	10
Lockwasher - - - - -	120369	10	10
Rivet - support to housing- - - - -	916823	..	10	10
Rivet - to axle - - - - -	104131	12	12	12	12	12	12	12	12
Rivet - to axle - Note "Z" in 5-B - - - - -	110437	24
GROUP 5-D BRAKE SHOE ANCHOR													
Front Wheel Brake Shoe Anchor Parts													
Bolt - long- - - - -	637766	2	2
Bolt - short - - - - -	637765	2	2
Bolt - long - - - - -	637540	..	2	2
Bolt - short - - - - -	637541	..	2	2
Bolt - - - - -	537899	4	4	4	4	4
Bolt - - - - -	571434	4	4	4
Spacer- - - - -	621877	4	4
Spacer- - - - -	622121	..	4	4
Washer - "C" type- - - - -	619317	4	4
Washer - "E" Type- - - - -	1263083	..	4	4
Washer - "C" Type- - - - -	77607	4	4	4	4	4
Washer - "C" Type- - - - -	536244	4	4	4
Nut- - - - -	125250	4	4
Nut- - - - -	128025	..	4	4
Nut- - - - -	121358	4	4	4	4	4
Nut- - - - -	124645	4	4	4
Lockwasher - - - - -	120384	4	4
Lockwasher - - - - -	120898	..	4	4
Lockwasher - - - - -	121574	4	4	4	4	4
Lockwasher - - - - -	131046	4	4	4
Cotter - - - - -	108636	4	4
Cotter - - - - -	119209	..	4	4
Oil washer - - - - -	619308	4	4	4	4
Oil washer - - - - -	314279	4	4	4	4	4
Oil washer - - - - -	536237	4	4	4
Retainer- - - - -	619309	4	4
Retainer- - - - -	578967	..	4	4
Retainer- - - - -	314278	4	4	4	4	4
Retainer- - - - -	536238	4	4	4
Rear Wheel Brake Shoe Anchor Parts													
Bolt - - - - -	1193580	4	4
Bolt - - - - -	537899	..	4	4
Bolt - - - - -	571434	4	4	4	4	4
Bolt - Note "Y" in 5-B - - - - -	571434	4	4	4
Bolt - Note "Z" in 5-B - - - - -	1191817	4
Nut - - - - -	124634	4	4
Nut - - - - -	121358	..	4	4
Nut - - - - -	124645	4	4	4	4	4
Nut - Note "Y" in 5-B - - - - -	124645	4	4	4
Nut - Note "Z" in 5-B - - - - -	124651	4
Lockwasher - - - - -	120898	4	4
Lockwasher - - - - -	121574	..	4	4
Lockwasher - - - - -	131046	4	4	4	4	4
Lockwasher - Note "Y" in 5-B - - - - -	131046	4	4	4

Indicates amount used as required.

† Indicates parts included in packages.

GROUP 5 - SERVICE BRAKE

PART NAME	PART NO.	MODEL CODES											
		DG AND FO					DH AND FP						
		1	2	3	4	5	6	1	2	4	5	6	7
GROUP 5-D BRAKE SHOE ANCHOR (CONT'D)													
Rear Wheel Brake Shoe Anchor Parts (Cont'd)													
Lockwasher - small - Note "Z" in 5-B	1191818	4
Lockwasher - large - Note "Y" in 5-B	1191819	4
Washer - "E" type - - - - -	1263083	4	4
Washer - "C" type - - - - -	77607	..	4	4
Washer - "C" type - - - - -	536244	4	4	4	4	4
Washer - Note "Y" in 5-B - - - - -	536244	4	4	4
Washer - "E" type - Note "Z" in 5-B-	308246	4
Plainwasher - Note "Z" in 5-B- - - -	1191820	4
Oil washer - - - - -	619308	4	4
Oil washer - - - - -	314279	..	4	4
Oil washer - - - - -	536237	4	4	4	4	4	4	4	4
Retainer- - - - -	578967	4	4
Retainer- - - - -	314278	..	4	4
Retainer- - - - -	536238	4	4	4	4	4	4	4	4
Bracket - lower - Note "Z" in 5-B - - -	1191823	4
Bracket - upper - Note "Z" in 5-B - - -	1191822	4
Washer - anchor pin - Note "Z" in 5-B -	1191820	4
Washer "E" type - anchor pin - Note "Z" in 5-B - - - - -	308246	4
GROUP 5-E BRAKE SHOE ADJUSTING PARTS													
Front Wheel Brake Shoe Adjusting Parts													
Pin- - - - -	619318	4	4	4	4
Pin- - - - -	1092517	4	4	4	4	4	4	4	4
Cam- - - - -	392695	4	4	4	4
Cam- - - - -	1262832	4	4	4	4	4
Cam- - - - -	1262841	4	4	4
Washer- - - - -	120396	4	4	4	4	4	4	4	4
Spring- - - - -	619319	4	4	4	4
Spring- - - - -	1092518	4	4	4	4	4	4	4	4
Rear Wheel Brake Shoe Adjusting Parts - (Except Timken Axle Note "Z" In 5-B)													
Pin- - - - -	1261736	4	4
Pin- - - - -	1092517	..	4	4	4	4	4	..	4	4	4	4	4
Cam- - - - -	1117797	4	4
Cam- - - - -	1262832	..	4	4
Cam- - - - -	1262841	4	4	4	4	4	4	4	4
Washer- - - - -	120396	..	4	4	4	4	4	..	4	4	4	4	4
Spring- - - - -	619319	4	4
Spring- - - - -	1092518	..	4	4	4	4	4	..	4	4	4	4	4
Bolt - - - - -	1500750	4	4	4	4	4
GROUP 5-F BRAKE SHOE GUIDE PARTS													
Front Wheel Brake Shoe Guide Parts													
Spring - - - - -	600071	4	4	4	4
Spring - - - - -	1122374	4	4	4	4	4
Spring - - - - -	1193946	4	4	4

Indicates amount used as required.

† Indicates parts included in packages.

GROUP 5 - SERVICE BRAKE

PART NAME	PART NO.	MODEL CODES											
		DG AND FO					DH AND FP						
		1	2	3	4	5	6	1	2	4	5	6	7
GROUP 5-F BRAKE SHOE GUIDE PARTS (CONT'D)													
Front Wheel Brake Shoe Guide Parts (Cont'd)													
Rod - - - - -	622119	4	4	4	4
Retainer - - - - -	600072	4	4	4	4
Rivet - - - - -	104068	8	8	8	8	8	8	8	8
Rear Wheel Brake Shoe Guide Parts - (Except Timken Axle Note "Z" In 5-B)													
Spring - - - - -	1122374	4	4	4	4
Spring - - - - -	600071	4	4	4	4	4	4	4	4
Rivet - - - - -	104068	8	8	8	8
Retainer - - - - -	600072	4	4	4	4	4	4	4	4
Rod - - - - -	571436	4	4	4	4	4	4	4	4
Guide - - - - -	571435	4	4	4	4	4	4	4	4
Rivet - - - - -	110791	8	8	8	8	8	8	8	8
Rear Brake Shoe Lever													
Assembly - left - front - - - - -	1501096	1
Assembly - left - rear - - - - -	1501097	1
Assembly - right - front - - - - -	1501097	1
Assembly - right - rear - - - - -	1501096	1
Assembly - left - front - - - - -	1500759	1	1	1	1
Assembly - left - rear - - - - -	1500758	1	1	1	1
Assembly - right - front - - - - -	1500758	1	1	1	1
Assembly - right - rear - - - - -	1500759	1	1	1	1
Assembly - right - front - Note "Z" in 5-B	1191805	1
Assembly - right - rear - Note "Z" in 5-B	1191807	1
Assembly - left - front - Note "Z" in 5-B	1191807	1
Assembly - left - rear - Note "Z" in 5-B	1191805	1
Pin - lever push rod - - - - -	112111	4
Spacer - - - - -	1191812	4
Spring - shoe and lever - - - - -	1191825	4
Pin - return spring - - - - -	110995	4
Retainer - - - - -	1191826	4
Pressure plate - - - - -	1191824	4
GROUP 5-G BRAKE SHOE RETURN SPRING													
Brake Shoe Return Spring													
Spring - - - - -	301477	6	6
Spring - front wheel - - - - -	677446	..	2	2
Spring - front wheel - - - - -	303615	2	2	2	2	2
Spring - front wheel - - - - -	1261189	2	2	2
Spring - rear wheel - - - - -	303615	..	2
Spring - rear wheel - - - - -	1261189	2	2	2
Spring - rear wheel - Note "Y" in 5-B - - -	1261189	2
Spring - rear wheel - Note "Z" in 5-B - - -	1191827	2
Spring - rear wheel - - - - -	1500760	8	8	8	8	8

Indicates amount used as required.

† Indicates parts included in packages.

GROUP 5 - SERVICE BRAKE

PART NAME	PART NO.	MODEL CODES											
		DG AND FO					DH AND FP						
		1	2	3	4	5	6	1	2	4	5	6	7
GROUP 5-H BRAKE PEDAL													
Brake Pedal													
Assembly - L.H.D. - less fluid drive - - -	1262890	1	1	1	1
Assembly - L.H.D. - with fluid drive - - -	1267497	1	1
Assembly - L.H.D. - - - - - - - - - - - - -	1274170	1	1	1	1
Assembly - R.H.D. - - - - - - - - - - - - -	1264430	1	1	1	1
Assembly - R.H.D. - - - - - - - - - - - - -	1265363	1	1	1	1	1	1	1	1
Bushing - L.H.D. - less fluid drive - - -	923625	1	1	1	1	1	1	1	1	1	1	1	1
Bushing - L.H.D. - with fluid drive - - -	385386	1	1
Bushing - R.H.D. - - - - - - - - - - - - -	580902	1	1	1	1	1	1	1	1	1	1	1	1
Spacer - - - - - - - - - - - - - - - - - -	589514	1	1
Nipple - grease - L.H.D. - less fluid drive - - - - - - - - - - - - -	145433	1	1	1	1	1	1	1	1	1	1	1	1
Nipple - grease - L.H.D. - with fluid drive - - - - - - - - - - - - -	1145434	1	1
Nipple - grease - R.H.D. - - - - - - - - -	145436	1	1	1	1	1	1	1	1	1	1	1	1
Stop screw - R.H.D. - - - - - - - - - - -	102898	1	1	1	1	1	1	1	1	1	1	1	1
Nut - - - - - - - - - - - - - - - - - - -	120377	1	1	1	1	1	1	1	1	1	1	1	1
Pad draft - - - - - - - - - - - - - - - -	344112	1	1	1	1	1	1	1	1	1	1	1	1
Pad - - - - - - - - - - - - - - - - - - -	1272605	1	1	1	1	1	1	1	1	1	1	1	1
Brake Pedal Reinforcement Bracket													
Bracket - L.H.D. - - - - - - - - - - - - -	567997	..	1	1	1	1	1	..	1	1	1	1	1
Screw - - - - - - - - - - - - - - - - - -	120233	..	2	2	2	2	2	..	2	2	2	2	2
Lockwasher - - - - - - - - - - - - - - -	120382	..	2	2	2	2	2	..	2	2	2	2	2
Brake Pedal Return Spring													
Spring - L.H.D. - - - - - - - - - - - - -	563753	1	1	1	1	1	1	1	1	1	1	1	1
Spring - R.H.D. - - - - - - - - - - - - -	76321	1	1	1	1	1	1	1	1	1	1	1	1
Bracket - - - - - - - - - - - - - - - - -	561351	1	1
Screw - - - - - - - - - - - - - - - - - -	122119	2	2
Lockwasher - - - - - - - - - - - - - - -	120382	2	2
Brake Pedal Shaft													
Shaft - R.H.D. - - - - - - - - - - - - -	1196245	1	1	1	1	1	1	1	1	1	1	1	1
Pin - - - - - - - - - - - - - - - - - - -	112036	1	1	1	1	1	1	1	1	1	1	1	1
GROUP 5-I MASTER CYLINDER													
Master Cylinder													
Assembly - less booster - DG4/FO4 - - - - -	1191397	1	1	1	1	1	1
Assembly - with booster - DG4/FO4 - - - - -	696383	1	1	1	1	1	1	1
Screw - fastening - - - - - - - - - - - -	120233	3	3	3	3	3	3	3	3	3	3	3	3
Lockwasher - - - - - - - - - - - - - - -	138489	3	3	3	3	3	3	3	3	3	3	3	3
Plug - - - - - - - - - - - - - - - - - -	103867	1	1	1	1
Plug - - - - - - - - - - - - - - - - - -	143933	1	1	1	1	1	1	1	1
Bracket - cylinder and brake pedal - R.H.D.	1196044	1	1	1	1
Bracket - cylinder and brake pedal - R.H.D.	1196045	1	1	1	1	1	1	1	1
Bolt - to frame - long - - - - - - - - -	120677	1	1	1	1	1	1	1	1	1	1	1	1
Bolt - to frame - short - - - - - - - - -	122145	4	4	4	4
Bolt - to frame - long - - - - - - - - -	122145	2	2	2	2	2	2	2	2

Indicates amount used as required.

† Indicates parts included in packages.

GROUP 5 - SERVICE BRAKE

PART NAME	PART NO.	MODEL CODES										
		DG AND FO					DH AND FP					
		1	2	3	4	5	6	1	2	4	5	6
GROUP 5-I MASTER CYLINDER (CONT'D)												
Master Cylinder (Cont'd)												
Nut - - - - -	120369	1	1	1	1	1	1	1	1	1	1	1
Lockwasher - - - - -	120382	5	5	5	5	5	5	5	5	5	5	5
Plug assembly-with baffle less booster DG4/FO4	1191400	1	1	1	1	1	1
Gasket - - - - -	1191402	1	1	1	1	1	1
Plug - core hole - - - - -	103894	1	1	1	1	1	1
Cover - with booster- DG4/FO4 - - - - -	1191880	1	1	1	1	1	1
Gasket - cover - - - - -	622865	1	1	1	1	1	1
Screw - - - - -	121900	6	6	6	6	6	6
Gasket - screw - - - - -	51019	6	6	6	6	6	6
Plug assembly-with baffle-with booster DG4/FO4	620342	1	1	1	1	1	1
Boot - less booster DG4/FO4 - - - - -	† 79373	1	1	1	1	1	1
Boot - with booster- DG4/FO4 - - - - -	† 571861	1	1	1	1	1	1
Strap - small - - - - -	† 79363	1	1	1	1	1	1	1	1	1	1	1
Strap - large - less booster - DG4/FO4 -	† 79361	1	1	1	1	1	1
Strap - large - with booster- DG4/FO4 -	† 571862	1	1	1	1	1	1
Master Cylinder Internal Parts												
Piston - less booster - DG4/FO4 - - - - -	† 665541	1	1	1	1	1	1
Piston - with booster- DG4/FO4 - - - - -	† 580254	1	1	1	1	1	1
Cup - less booster - DG4/FO4 - - - - -	† 77043	1	1	1	1	1	1
Cup - with booster- -DG4/FO4- - - - -	† 537257	1	1	1	1	1	1
Return spring assembly-less booster DG4/FO4	79374	1	1	1	1	1	1
Return spring assembly-with booster DG4/FO4	521822	1	1	1	1	1	1
Washer - less booster - DG4/FO4 - - - - -	† 616359	1	1	1	1	1	1
Washer - with booster -DG4/FO4- - - - -	† 571854	1	1	1	1	1	1
Cup - secondary - less booster - DG4/FO4	† 316851	1	1	1	1	1	1
Cup - secondary - with booster- DG4/FO4	† 521814	1	1	1	1	1	1
Stop - less booster - DG4/FO4 - - - - -	79364	1	1	1	1	1	1
Stop - with booster -DG4/FO4- - - - -	571855	1	1	1	1	1	1
Lockwire - less booster - DG4/FO4 - - -	79376	1	1	1	1	1	1
Lockwire - with booster- DG4/FO4 - - -	571856	1	1	1	1	1	1
Valve - less booster - DG4/FO4 - - - - -	645930	1	1	1	1	1	1
Valve - with booster- DG4/FO4 - - - - -	521825	1	1	1	1	1	1
Master Cylinder Push Rod												
Assembly - less booster - DG4/FO4 - - - - -	79372	1	1	1	1	1	1
Assembly - with booster- DG4/FO4 - - - - -	571857	1	1	1	1	1	1
End assembly-less booster - DG4/FO4 - - -	1193928	1	1	1	1	1	1
End assembly - with booster - DG4/FO4 - -	1194479	1	1	1	1	1	1
Pin- - - - -	657929	1	1	1	1	1	1	1	1	1
Nut - less booster - DG4/FO4 - - - - -	120370	1	1	1	1	1	1
Nut - with booster -DG4/FO4- - - - -	120371	1	1	1	1	1	1	1	1	1
Cotter-- - - - -	108630	1	1	1	1	1	1
Master Cylinder Connections												
Elbow- - - - -	1263882	1	1	1	1
Outlet elbow - - - - -	912506	1	1	1	1	1	1	1
Outlet tee - R.H.D.- - - - -	610769	1	1	1	1

Indicates amount used as required.

† Indicates parts included in packages.

GROUP 5 - SERVICE BRAKE

PART NAME	PART NO.	MODEL CODES													
		DG AND FO						DH AND FP							
		1	2	3	4	5	6	1	2	4	5	6	7		
GROUP 5-I MASTER CYLINDER (CONT'D)															
Master Cylinder Repair Package															
Package - less piston -less booster - DG4/FO4	939796	1	1	1	1	1	1		
Package - less piston - with booster- DG4/FO4	939798	1	1	1	1	1	1	1		
Package - with piston -less booster - DG4/FO4	1057844	1	1	1	1	1	1		
Package - with piston - with booster- DG4/FO4	947600	1	1	1	1	1	1	1		
GROUP 5-J BRAKE TUBES															
Rear Axle Brake Tube															
Assembly - right - - - - -	861619	1	1		
Assembly - left - - - - -	861608	1	1		
Assembly - right - - - - -	861620	..	1	1		
Assembly - left - - - - -	861609	..	1	1		
Assembly - right - Note "Y" in 5-B-	861620	1	1	1	1	1	1	1	1		
Assembly - left - hypoid axle only-	861606	1	1	1		
Assembly - left - Note "Y" in S-B -	861608	1	1	1	1	1	1	1		
Assembly - right - Note "Z" in S-B-	861621	1		
Assembly - left - - - - -	861610	1		
Assembly - right - - - - -	861621	1		
Assembly - left - - - - -	861609	1		
Tee - - - - -	660367	1	1	1	1		
Tee - - - - -	925524	1	1	1	1	1	1	1	1		
Screw - - - - -	579719	1	1	1	1	1	1	1	1		
Screw - Note "Z" in 5-B - - - - -	120677	1	1		
Lockwasher - - - - -	120382	1	1	1	1	1	1	1	1		
Nut - union- - - - -	137397	4	4	4	4	4	4	4	4	4	4	4	4		
Clip - - - - -	684158	..	3	3		
Screw - - - - -	929054	..	3	3		
Lockwasher - - - - -	120380	..	3	3		
Clip - - - - -	1263079	1	1	1	1	1	1	1	1		
Screw - to housing- - - - -	121852	1	1	1	1	1	1	1	1		
Lockwasher - - - - -	120382	1	1	1	1	1	1	1	1		
Clip - (screw hole 3/8" dia.) - Note "Z" in 5-B- - - - -	1263079	2		
Clip - - - - -	313808	1		
Screw - 3/8" - 24 x 1/2"- - - - -	123382	1	1		
Lockwasher - 3/8" I.D.- - - - -	120382	1		
Brake Tube Tee															
Tee - L.H.D.- - - - -	1268559	1	1	1	1	1		
Tee - also 192" W.B. Bus less booster-DG4/FO4	1195205	1		
Bolt - to frame- - - - -	120741	1	1	1	1	1	1	1		
Nut - - - - -	120368	1	1	1	1	1	1	1		
Lockwasher- - - - -	120214	1	1	1	1	1	1	1		
Tee - front - with booster- DG4/FO4	127927	1	1	1	1	1	1	1		
Tee - rear - with booster - DG4/FO4	1192546	1	1	1	1	1	1	1		
Tee - master cylinder outlet - R.H.D. - - -	610769	1	1	1	1		
Tee - R.H.D.- - - - -	127927	1	1	1	1		
Brake Tube Bracket															
Bracket - rear - tube and hose union - - -	590349	1	1	1	1		
Bolt - to frame- - - - -	120741	1	1	1	1		
Nut - - - - -	120368	1	1	1	1		
Lockwasher- - - - -	1120214	1	1	1	1		

Indicates amount used as required.

† Indicates parts included in packages.

GROUP 5 - SERVICE BRAKE

PART NAME	PART NO.	MODEL CODES											
		DG AND FO					DH AND FP						
		1	2	3	4	5	6	1	2	4	5	6	7
GROUP 5-J BRAKE TUBES (CONT'D)													
Master Cylinder To Frame Tee Tube													
Assembly - L.H.D.- - - - -	1263881	1	1	1	1
Assembly - L.H.D.- - - - -	861838	1	1	1
Assembly - R.H.D.- - - - -	1270028	1	1
Assembly - R.H.D.- - - - -	861624	1	1
Assembly - R.H.D.- - - - -	1196053	1	1	1
Nut - L.H.D.- - - - -	137398	2	2	2	2	2	2	2
Nut - R.H.D.- - - - -	137397	2	2	2	2	2	2	2
Master Cylinder To Booster Tube													
Assembly - L.H.D.- - - - -	861852	1	1	1	1	1	1	1
Assembly - R.H.D. - front-	861844	1	1	1	1	1	1	..
Assembly - R.H.D. - rear	861852	1	1	1	1	1	1	..
Nut - tube- - - - -	137398	*	*	*	*	*	*	*
Elbow - to booster cylinder	116341	1	1	1	1	1	1	1
Elbow - to booster tube - R.H.D.- - - -	1262431	1	1	1	1	1	1	..
Master Cylinder To Front Hose Connection Tube													
Assembly - R.H.D.- - - - -	861611	1	1	1	1
Nut - - - - -	137397	2	2	2	2
Brake Tube Tee To Front Hose Connection Tube													
Assembly - right - L.H.D.- - - - -	861628	1	1	1	1	1	..	1	1	1	1
Assembly - right - R.H.D.- - - - -	861621	1	1	1	1	1	1	1	..
Assembly - left- - - - -	861612	1	1	1	1
Assembly - left- - - - -	861610	1	1	1	1	1
Nut - - - - -	137397	4	4	4	4	4	..	4	4	4	4
Brake Tube Tee To Rear Hose Connection Tube													
Assembly - - - - -	861625	1	1
Assembly - 116" W.B. - - - - -	861626	..	1
Assembly - 126" W.B. - - - - -	861628	..	1	1
Nut - - - - -	137397	2	2	2	2
Brake Tube Tee To Union Tube													
Assembly - - - - -	861624	1	1	1	1	1
Nut - - - - -	137397	2	2	2	2	2
Union - - - - -	137413	1	1	1	1	1

Indicates amount used as required.

† Indicates parts included in packages.

GROUP 5 - SERVICE BRAKE

PART NAME	PART NO.	MODEL CODES											
		DG AND FO					DH AND FP						
		1	2	3	4	5	6	1	2	4	5	6	7
GROUP 5-J BRAKE TUBES (CONT'D)													
Brake Tube Union To Rear Hose Connection Tube													
Assembly - 128" W.B. - - - - -	861621	1	1
Assembly - 152" W.B. - - - - -	861626	1	1	1
Assembly - 192" W.B. - - - - -	861632	1
Nut - - - - -	137397	2	2	2
Front Tee To Front Hose Connection Tube													
Assembly - right - L.H.D. - - - - -	861628	1	1	1
Assembly - left - - - - -	861610	1	1	1
Nut - - - - -	137397	4	4	4
Front Tee To Rear Tee Brake Tube													
Assembly - - - - -	861624	1	1	1	1	1
Nut - - - - -	137397	2	2	2	2	2
Rear Tee To Rear Hose Connection Tube													
Assembly - 128" W.B. - - - - -	861621	1	1	1	1
Assembly - 140" W.B. - - - - -	861624	1
Assembly - 152" W.B. - - - - -	861626	1	1	1	1	1
Assembly - 170" W.B. - - - - -	861629	1	1	1	1	1	1
Assembly - 212" W.B. - - - - -	861634	1
Nut - - - - -	137397	2	2	2	2	2	2
GROUP 5-K BRAKE HOSE - FLEXIBLE													
Brake Hose - Flexible													
Assembly - front axle - 18 1/16" long - - -	1261958	2	2	2	2
Assembly - rear axle - 17 1/16" long - - -	581545	1	1
Assembly - rear axle - 19 5/8" long - - -	599879	..	1	1
Assembly - front axle - 19 5/8" long - - -	599879	2	2	2	2	2	2	2	2
Assembly - rear axle - 17 1/16" long - exc. bus - - - - -	581545	1	1	1	1	1	1	1	1
Assembly - rear axle - 19 5/8" long - bus - - - - -	599879	1
Union nut - - - - -	600970	3	3	3	3	3	3	3	3	3	3	3	3
Lockwasher - - - - -	138502	3	3	3	3	3	3	3	3	3	3	3	3
Gasket - wheel cylinder - front - - - - -	692166	2	2	2	2	2	2	2	2	2	2	2	2
GROUP 5-L WHEEL BRAKE CYLINDER													
Notes - Parts referred to "Note 1" were used up to and including: Parts referred to "Note 2" were used after the following serial nos.													
DG1-90099230		F01-90518318											

Indicates amount used as required.

† Indicates parts included in packages.

GROUP 5 - SERVICE BRAKE

PART NAME	PART NO.	MODEL CODES										
		DG AND FO					DH AND FP					
		1	2	3	4	5	6	1	2	4	5	6
GROUP 5-L WHEEL BRAKE CYLINDER (CONT'D)												
Front Wheel Cylinder												
Assembly - right - (Note 1) - - - - -	1271432	1
Assembly - left - (Note 1) - - - - -	1271433	1
Assembly - (Note 2) - - - - -	1393269	2	2
Assembly - right - - - - -	1271426	..	1	1	1	1
Assembly - left - - - - -	1271427	..	1	1	1	1
Assembly - - - - -	1393321	2	2	2	2	2
Screw - - - - -	120228	4	4	4	4	4	4	4	4	4	4	4
Lockwasher - - - - -	120214	4	4	4	4	4	4	4	4	4	4	4
Rear Wheel Cylinder												
Assembly - upper - right - - - - -	1311532	1	1
Assembly - upper - left - - - - -	1311533	1	1
Assembly - lower - right - - - - -	1311534	1	1
Assembly - lower - left - - - - -	1311535	1	1
Assembly - right - - - - -	1271426	..	1
Assembly - left - - - - -	1271427	..	1
Assembly - - - - -	1501546	2
Assembly - right - - - - -	1271418	1	1	1
Assembly - left - - - - -	1271419	1	1	1
Assembly - - - - -	1500485	2	2
Assembly - right - Note "Y" in 5-B - - - - -	1271422	1
Assembly - left - Note "Y" in 5-B - - - - -	1271423	1
Assembly - Note "Z" in 5-B - - - - -	567130	2
Assembly - - - - -	1394347	2	2
Cover - Note "Z" in 5-B - - - - -	1274892	2
Push rod - Note "Z" in 5-B - - - - -	1191830	4
Screw - fastening - - - - -	122027	..	4
Screw - - - - -	120228	..	4
Screw - - - - -	122007	4
Lockwasher - - - - -	120214	..	4	4
Screw - - - - -	120233	4	4	4	4
Screw - - - - -	122119	4	4	4	4	4
Lockwasher - - - - -	120382	4	4	4	4	4	4	4
Front Wheel Cylinder Internal Parts												
Piston - front - (Note 1) - - - - -	1211413	2
Piston - rear - (Note 1) - - - - -	1271414	2
Piston - (Note 2) - - - - -	1271414	4	4
Piston - front - - - - -	1271407	..	2
Piston - rear - - - - -	1271412	..	2
Piston - front - - - - -	1271412	2	2	2	2
Piston - rear - - - - -	1271407	2	2	2	2
Piston - - - - -	1271407	4	4	4	4	4
Cup - front - (Note 1) - - - - -	† 77526	2	2	2	2	2	2
Cup - rear - (Note 1) - - - - -	† 77838	2	2	2	2	2	2
Cup - (Note 2) - - - - -	† 77838	4	4	4	4	4	4
Expander - front - (Note 1) - - - - -	† 634637	2	2	2	2	2	2
Expander - rear - (Note 1) - - - - -	† 634638	2	2	2	2	2	2
Expander - (Note 2) - - - - -	† 634638	4	4	4	4	4	4
Spring - (Note 1) - - - - -	634634	2	2	2	2	2	2
Spring - (Note 2) - - - - -	635838	2	2	2	2	2	2

Indicates amount used as required.

† Indicates parts included in packages.

GROUP 5-SERVICE BRAKE

PART NAME	PART NO.	MODEL CODES											
		DG AND FO					DH AND FP						
		1	2	3	4	5	6	1	2	4	5	6	7
GROUP 5-L WHEEL BRAKE CYLINDER (CONT'D)													
Front Wheel Brake Cylinder Boot													
Boot - - - - -	† 1263655	4	4
Boot - - - - -	† 1263652	..	4	4	4	4	4	..	4	4	4	4	4
Rear Wheel Cylinder Internal Parts													
Piston - - - - -	1140493	4	4
Piston - front - - - - -	1271412	..	2
Piston - rear - - - - -	1271407	..	2
Piston - - - - -	1501259	4
Piston - front - - - - -	1271409	2	2	2
Piston - rear - - - - -	1271410	2	2	2
Piston - - - - -	1271407	4	4
Piston - front - Note "Y" in 5-B - - - - -	1271410	2
Piston - rear - Note "Y" in 5-B - - - - -	1271411	2
Piston - Note "Z" in 5-B - - - - -	510389	4
Piston - - - - -	1271408	4	4	..
Cup - - - - -	† 854038	4	4
Cup - front - - - - -	† 77526	..	2
Cup - rear - - - - -	† 77838	..	2
Cup - - - - -	† 600142	4
Cup - front - - - - -	† 77838	2	2	2
Cup - rear - - - - -	† 510390	2	2	2
Cup - - - - -	77838	4	4
Cup - front - Note "Y" in 5-B - - - - -	† 510390	2
Cup - rear - Note "Y" in 5-B - - - - -	† 520580	2
Cup - Note "Z" in 5-B - - - - -	† 510390	4
Cup - - - - -	510390	4	4	..
Expander - - - - -	1140752	4	4
Expander - front - - - - -	† 634637	..	2
Expander - rear - - - - -	† 634638	..	2
Expander - - - - -	† 634636	4
Expander - front - - - - -	† 634638	2	2	2
Expander - rear - - - - -	† 634640	2	2	2
Expander - - - - -	634638	4	4
Expander - front - Note "Y" in 5-B - - - - -	† 634640	2
Expander - rear - Note "Y" in 5-B - - - - -	† 567206	2
Expander - - - - -	634640	4	4	..
Spring - - - - -	1141029	4	4
Spring - - - - -	634634	..	2
Spring - - - - -	634644	4
Spring - - - - -	634632	2	2	2
Spring - - - - -	635838	4	4
Spring - Note "Y" in 5-B - - - - -	571784	2
Spring - Note "Z" in 5-B - - - - -	510391	2
Spring - - - - -	1394352	4	4	..
Rear Wheel Brake Cylinder Connecting Tube													
Assembly - - - - -	1193582	2	2
Nut - - - - -	137396	4	4
Rear Wheel Brake Cylinder Boot													
Boot - - - - -	† 1136872	4	4
Boot - - - - -	† 1263652	..	4
Boot - - - - -	† 1263655	4

† Indicates amount used as required.

† Indicates parts included in packages.

GROUP 5-SERVICE BRAKE

PART NAME	PART NO.	MODEL CODES										
		DG AND FO						DH AND FP				
		1	2	3	4	5	6	1	2	4	5	6
GROUP 5-L WHEEL BRAKE CYLINDER (CONT'D)												
Rear Wheel Brake Cylinder Boot (Cont'd)												
Boot - - - - -	† 1263653	4	4	4
Boot - Note "Y" in 5-B - - - - -	† 1263654	4
Boot - Note "Z" in 5-B - - - - -	† 510392	4
Boot - - - - -	1263652	4	4	4 4
Bleeder Screw												
Screw - front- - - - -	1263929	2	2
Screw - rear - - - - -	1261834	4	4
Screw - - - - -	1263929	..	4	4	4	4	4	..	4	4	4	4 4
Wheel Cylinder Connections - Rear												
Connector - inlet tube - - - - -	1193581	2	2
Connector - inlet - - - - -	306292	..	2	2	2	2	2	2	2 2
Connector - Note "Y" in 5-B- - - - -	1194854	2
Connector - Note "Z" in 5-B- - - - -	1191831	2
Gasket- - - - -	1123332	2	2	2	2	2	2	2	2	2 2
Gasket- - - - -	200515	2
Bolt - inlet connector - - - - -	79193	..	2	2	2	2	2	2	2 2
Bolt - inlet connector - - - - -	924342	2
Gasket- - - - -	857309	..	2	2	2	2	2	2	2 2
Gasket- - - - -	77669	2
Wheel Cylinder Service Package												
Package - front - (Note 1) - - - - -	830391	2
Package - front - (Note 2) - - - - -	1510660	2	2
Package - rear - - - - -	947580	2	2
Package- - - - -	910176	..	4
Package - front- - - - -	1511992	2	2	2	2 2
Package - rear - - - - -	1511355	2
Package - rear - - - - -	1511992	2
Package - rear - - - - -	1511993	2	2 2
Package - front- - - - -	910176	2	2	2	2
Package - rear - - - - -	1103878	2	2	2
Package - rear - Note "Y" in 5-B - - - - -	1105336	2
Package - rear - Note "Z" in 5-B - - - - -	974021	2
GROUP 5-M BOOSTER BRAKE												
Vacuum Cylinder And Component Parts												
Assembly - - - - -	1188069	1	1	1	1	1	1 1
Body assembly - front - - - - -	1191138	1	1	1	1	1	1 1
Body assembly - rear - - - - -	1191139	1	1	1	1	1	1 1
Plug - rear- - - - -	103867	1	1	1	1	1	1 1
Strap - clamp - - - - -	1191140	1	1	1	1	1	1 1
Bolt - - - - -	422422	1	1	1	1	1	1 1
Nut - - - - -	120367	1	1	1	1	1	1 1
Diaphragm and pressure plate assembly- - - - -	†1191141	1	1	1	1	1	1 1
Spring - return - - - - -	1191145	1	1	1	1	1	1 1

Indicates amount used as required.

† Indicates parts included in packages.

GROUP 5 - SERVICE BRAKE

PART NAME	PART NO.	MODEL CODES											
		DG AND FO					DH AND FP						
		1	2	3	4	5	6	1	2	4	5	6	7
GROUP 5-M BOOSTER BRAKE (Cont'd)													
Vacuum Cylinder And Component Parts (Cont'd)													
Washer - - - - -	1191146	1	1	1	1	1	1	1
Push rod - piston - - - - -	1191142	1	1	1	1	1	1	1
Collar - rod - - - - -	1191143	1	1	1	1	1	1	1
Snap - ring - - - - -	1191144	1	1	1	1	1	1	1
Nut - - - - -	126022	1	1	1	1	1	1	1
Bushing - rod - - - - -	1191149	1	1	1	1	1	1	1
Seal - front - - - - -	† 1191150	1	1	1	1	1	1	1
Seal assembly - rear - - - - -	† 1191151	1	1	1	1	1	1	1
Retainer - rear seal - - - - -	1191152	1	1	1	1	1	1	1
Gasket - retainer - - - - -	† 1191153	1	1	1	1	1	1	1
Booster Slave Cylinder													
Cylinder - body - - - - -	1191147	1	1	1	1	1	1	1
Gasket - - - - -	† 1191148	1	1	1	1	1	1	1
Screw - - - - -	120233	5	5	5	5	5	5	5
Lockwasher - - - - -	120382	5	5	5	5	5	5	5
Piston assembly - - - - -	† 1191154	1	1	1	1	1	1	1
Cup - piston - - - - -	† 1191155	1	1	1	1	1	1	1
Spring - return - outer - - - - -	† 1191156	1	1	1	1	1	1	1
Spring - return - inner - - - - -	† 1191653	1	1	1	1	1	1	1
Retainer assembly - spring - - - - -	† 1193509	1	1	1	1	1	1	1
End plug - - - - -	1191158	1	1	1	1	1	1	1
Washer - - - - -	† 1191159	1	1	1	1	1	1	1
Snap ring - - - - -	1260904	1	1	1	1	1	1	1
Valve - hydraulic - - - - -	1260906	1	1	1	1	1	1	1
Spring - valve - - - - -	1260905	1	1	1	1	1	1	1
Bleeder screw - - - - -	1263929	1	1	1	1	1	1	1
Booster Cylinder Vacuum Valve													
Body - - - - -	1191161	1	1	1	1	1	1	1
Bolt - to slave cylinder - - - - -	123737	2	2	2	2	2	2	2
Nut - - - - -	120367	2	2	2	2	2	2	2
Lockwasher - - - - -	121753	2	2	2	2	2	2	2
Screw - to slave cylinder - - - - -	121900	4	4	4	4	4	4	4
Lockwasher - - - - -	121753	4	4	4	4	4	4	4
Cover - valve - - - - -	1191162	1	1	1	1	1	1	1
Gasket - - - - -	1191163	1	1	1	1	1	1	1
Screw - - - - -	121900	3	3	3	3	3	3	3
Lockwasher - - - - -	121753	3	3	3	3	3	3	3
Plunger and piston assembly - - - - -	† 1262844	1	1	1	1	1	1	1
Seal - - - - -	† 1191165	1	1	1	1	1	1	1
Diaphragm - - - - -	† 1191166	1	1	1	1	1	1	1
Washer - small - - - - -	1191167	1	1	1	1	1	1	1
Washer - large - - - - -	1191168	1	1	1	1	1	1	1
Nut - - - - -	1191169	1	1	1	1	1	1	1
Spring - return - - - - -	† 1191170	1	1	1	1	1	1	1
Disc assembly - - - - -	† 1191171	1	1	1	1	1	1	1
Spring - - - - -	† 1191172	1	1	1	1	1	1	1
Cap - control valve - - - - -	1263930	1	1	1	1	1	1	1
Gasket - - - - -	† 1263916	1	1	1	1	1	1	1

Indicates amount used as required.

† Indicates parts included in packages.

GROUP 5-SERVICE BRAKE

PART NAME	PART NO.	MODEL CODES											
		DG AND FO					DH AND FP						
		1	2	3	4	5	6	1	2	4	5	6	7
GROUP 5-M BOOSTER BRAKE (CONT'D)													
Vacuum Valve To Vacuum Chamber Tube													
Assembly - - - - -	1191173	1	1	1	1	1	1	1
Elbow - - - - -	137425	1	1	1	1	1	1	1
Booster Air Cleaner													
Assembly - - - - -	1392937	1	1	1	1	1	1	1
Washer - mounting - - - - -	578969	1	1	1	1	1	1	1
Elbow - - - - -	179531	1	1	1	1	1	1	1
Hose - booster to air cleaner - - - - -	1063681	1	1	1	1	1	1	1
Bushing - nipple reducer - - - - -	144039	1	1	1	1	1	1	1
Booster Cylinder Bracket													
Bracket - front- - - - -	1260838	1	1	1	1	1	1
Bracket - front - 128" W.B. only - - - - -	1260838	1	1	1
Bracket - front - except 128" W.B. - - - - -	1260836	1	1	1
Bracket - rear - - - - -	1260837	1	1	1	1	1	1	1
Bolt- - - - -	121615	4	4	4	4	4	4	4
Nut- - - - -	120369	4	4	4	4	4	4	4
Lockwasher - - - - -	120382	4	4	4	4	4	4	4
Screw - mounting - to cylinder - front- - - - -	123561	2	2	2	2	2	2	2
Lockwasher - - - - -	120383	2	2	2	2	2	2	2
Plainwasher- - - - -	120395	2	2	2	2	2	2	2
Nut - mounting stud - to cylinder - rear	120371	1	1	1	1	1	1	1
Lockwasher - - - - -	120384	1	1	1	1	1	1	1
Plainwasher- - - - -	120369	1	1	1	1	1	1	1
Check Valve													
Assembly - - - - -	589347	1	1	1	1	1	1	1
Connector - - - - -	671153	*	*	*	*	*	*	*
Elbow - - - - -	137425	1	1	1	1	1	1	1
Booster Brake Tubes													
Assembly - manifold to check valve - - - - -	1196670	1	1	1	1	1	1	1
Assembly - check valve to cylinder - exc. 212" W.B. bus - - - - -	1267563	1	1	1	1	1	1	1
Assembly - check valve to cylinder - 212" W.B. bus- - - - -	1196192	1
Gasket- - - - -	1193156	4	4	4	4	4	4	4
Nut- - - - -	137401	4	4	4	4	4	4	4
Assembly - rear tee to booster brake tube-	861822	1	1	1	1	1	1	1
Nut - - - - -	137398	1	1	1	1	1	1	1
Elbow- - - - -	137422	1	1	1	1	1	1	1
Booster Brake Tee													
Tee - at manifold- - - - -	1188062	1	1	1	1	1	1	1
Plug - tee - - - - -	1260718	1	1	1	1	1	1	1

Indicates amount used as required.

† Indicates parts included in packages.

GROUP 5 - SERVICE BRAKE

PART NAME	PART NO.	MODEL CODES											
		DG AND FO					DH AND FP						
		1	2	3	4	5	6	1	2	4	5	6	7
GROUP 5-M BOOSTER BRAKE (CONT'D)													
Booster Cylinder Tube Clip													
Clip - - - - -	56382	2	2	2	2	2	2	2
Drive pin - - - - -	1263915	2	2	2	2	2	2	2
Booster Cylinder Repair Package													
Package - minor repairs- - - - -	1241501	1	1	1	1	1	1	1
Package - major repairs- - - - -	1241503	1	1	1	1	1	1	1
GROUP 5-N BOOSTER BRAKE VACUUM RESERVE TANK													
Booster Brake Vacuum Reserve Tank													
Tank - - - - -	599885	1	1	1	1	1	1	1
Plug- - - - -	143933	1	1	1	1	1	1	1
Bracket- - - - -	599881	4	4	4	4	4	4	4
Bolt - clamp- - - - -	173047	2	2	2	2	2	2	2
Nut- - - - -	120369	2	2	2	2	2	2	2
Lockwasher - - - - -	120382	2	2	2	2	2	2	2
Support - front- - - - -	1262695	1	1	1	1	1	1	1
Support - rear - with running board- - - - -	1262696	1	1	1	1	1	1	1
Support - rear - without running board - - - - -	1262695	1	1	1	1	1	1	1
Bolt - support - with running board - - - - -	120647	*	*	*	*	*	*	*
Bolt - support - without running board- - - - -	121615	2	2	2	2	2	2	2
Nut- - - - -	120369	*	*	*	*	*	*	*
Lockwasher - - - - -	120382	*	*	*	*	*	*	*
Vacuum Tank Tube													
Assembly - - - - -	1262794	1	1	1	1	1	1	1
Gasket- - - - -	1193156	2	2	2	2	2	2	2
Plug- - - - -	103867	1	1	1	1	1	1	1
Nut - tube- - - - -	137401	1	1	1	1	1	1	1
Elbow - - - - -	137425	1	1	1	1	1	1	1
Reducer - - - - -	142269	2	2	2	2	2	2	2
Tee - check valve to cylinder tube- - - - -	178698	1	1	1	1	1	1	1
Vacuum Brake Gauge													
Assembly - - - - -	1191584	1	1	1	1	1	1	1
Hood - gauge light- - - - -	588460	1	1	1	1	1	1	1
Fitting - gauge hose- - - - -	1193353	1	1	1	1	1	1	1
Socket - gauge light - - - - -	682198	1	1	1	1	1	1	1
Spring- - - - -	385532	1	1	1	1	1	1	1
Bushing - - - - -	657583	1	1	1	1	1	1	1
Contact - - - - -	657572	1	1	1	1	1	1	1
Cable - gauge light - 25" of #16 - - - - -	211318	1	1	1	1	1	1	1
Terminal- - - - -	200006	1	1	1	1	1	1	1
Sleeve - - - - -	926025	1	1	1	1	1	1	1
Screw - light hood mounting - - - - -	169448	2	2	2	2	2	2	2
Tubing - rubber - - - - -	345431	1	1	1	1	1	1	1
Bulb- - - - -	830335	1	1	1	1	1	1	1
Bracket - gauge light mounting- - - - -	1270514	1	1	1	1	1	1	1
Screw - - - - -	188076	2	2	2	2	2	2	2

Indicates amount used as required.

† Indicates parts included in packages.

GROUP 5 - SERVICE BRAKE

PART NAME	PART NO.	MODEL CODES															
		DG AND FO					DH AND FP										
		1	2	3	4	5	6	1	2	4	5	6	7				
GROUP 5-N BOOSTER BRAKE VACUUM RESERVE TANK (CONT'D)																	
High Power Booster Brake Synchronizing Valve Package For Use With Trailers																	
Package- - - - -	1102782	1	1	1	1	1	1	1	1			
Transfer Valve - For Use With Synchronizing Valve Package - With Trailer Control On Steering Column																	
Valve- - - - -	1104923	1	1	1	1	1	1	1	1			

NOTES:

Indicates amount used as required.

† Indicates parts included in packages.